

**RECAMBIOS  
MARINOS**

# **YAMAHA SUZUKI HONDA TOHATSU SELVA**

**FUERABORDA • OUTBOARD • FUORIBORDO • HORS-BORD**

**2021  
2022**



[www.recambiosmarinos.es](http://www.recambiosmarinos.es)

# SUZUKI

ES

<b>GUÍA MANTENIMIENTO COLAS Y Y KITS</b>	439	CLIP	466	<b>PISTONES</b>	492
<b>SISTEMA DE ALIMENTACIÓN Y FILTRACIÓN</b>	442	CONECTORES CABLES	466	KIT DE PISTONES	492
<b>ACEITE</b>	450	DIRECCIÓN HIDRÁULICA	467	<b>RETENES DE ACEITE</b>	488
<b>BOMBA DE COMBUSTIBLE EN LÍNEA</b>	442	PLACA CERRADURA SELECTOR	466	JUNTAS TAPÓN DRENAJE	490
ABRAZADERA PARA MANGUERA	443	<b>INTERRUPTORES PARA MANDOS</b>	465	<b>SISTEMA DE ESCAPE Y ADMISIÓN</b>	493
ADAPTADOR LÍNEA DE COMBUSTIBLE	443	INTERRUPTOR PANEL COMPLETO O DOBLE ESTACIÓN	465	<b>SISTEMA DE ADMISIÓN 4 TIEMPOS</b>	494
BOMBA DE COMBUSTIBLE	442	INTERRUPTOR PANEL SIMPLE	465	JUNTAS DE COLECTOR	494
LÍNEA DE COMBUSTIBLE	442	<b>MANDOS DE CONTROL</b>	464	JUNTAS TAPA DE ESCAPE	494
MANGUERA DE COMBUSTIBLE	442	MANDO LATERAL	464	<b>SISTEMA DE ESCAPE 4 TIEMPOS</b>	493
MUELLE TUBO COMBUSTIBLE	443	MANDO PARA CONSOLA	465	JUNTAS CARTER	493
<b>BOMBA DE COMBUSTIBLE</b>	450	<b>SISTEMA DE REFRIGERACIÓN</b>	468	JUNTAS DE COLECTOR	493
BOMBA DE COMBUSTIBLE ELÉCTRICA	450	<b>ÁNODOS</b>	476	JUNTAS MÚLTIPLE DE ESCAPE	493
BOMBA DE COMBUSTIBLE MECÁNICA	450	ÁNODO CANADA METAL	476	<b>SISTEMA DE ESCAPE 2 TIEMPOS</b>	495
JUNTAS VST	451	ÁNODO TECNOSEAL	478	JUNTAS DE ESCAPE	495
KITS MEMBRANAS Y JUNTAS	451	KITS DE ÁNODOS CANADA METAL	476	JUNTAS TAPA DE ESCAPE	495
<b>CARBURADOR</b>	453	TORNILLO INOX	479	JUNTAS TUBO DE ESCAPE	495
BOYAS	453	JUNTAS TAPA DEL ÁNODO	479	<b>UNIDADES DE TRANSMISIÓN</b>	496
CARBURADOR COMPLETO	453	JUNTAS TÓRICA	479	<b>DESPIECE COLAS 4 TIEMPOS</b>	496
KITS CARBURADORES	453	<b>BOMBA DE AGUA</b>	471	DF4 • DF5 • DF6	496
<b>COMPONENTES TANQUE Y CONECTORES</b>	443	CASQUILLO INOX	472	DF8 • DF9.9 • DF15 • DF20	498
CONECTOR DE DEPÓSITO	443	CUERPO BOMBA DE AGUA	471	DF20 • DF25	504
PASAMAMPAROS	444	GUÍA KITS BOMBA DE AGUA	476	DF30	506
<b>FILTRO DE ACEITE</b>	449	JUNTAS BOMBA	473	DF40 • DF50	508
GUÍA FILTROS DE ACEITE	449	JUNTAS BASE DE BOMBA	472	DF60	510
JUNTA TAPÓN DE CARTER	449	JUNTAS TÓRICA BOMBA DE AGUA	472	DF70	512
<b>FILTRO DE COMBUSTIBLE Y ELEMENTOS</b>	445	KITS DE REPARACIÓN BOMBA DE AGUA	474	DF80 • DF90 • DF100	513
BRACKET	445	TAPA DE LA BOMBA	472	DF115 • DF140	514
FILTRO DECANTADOR DE COMBUSTIBLE COMPLETO CON VASO TRASPARENTE	445	<b>IMPULSORES</b>	469	DF150 • DF175 • DF200 • DF225 • DF250	517
FILTRO COMBUSTIBLE ALTA PRESIÓN	448	CHAVETA	470	DF300	519
FILTRO DECANTADOR DE GASOLINA	446	GUÍA IMPULSORES	469	<b>COMPONENTES DE COLA</b>	519
FILTRO COMBUSTIBLE MONTAJE EN LÍNEA	447	TAPA DEL IMPULSOR	471	ARO TÓRICO DEL DIÁBOLO	521
FILTRO COMBUSTIBLE SEPARADOR AGUA	445	<b>TERMOSTATO</b>	468	ARO TÓRICO, VARILLA DE CAMBIO	520
LLAVES PARA FILTRO	447	TAPÓN DE AGUA	469	DIÁBOLO	521
RACOR DE LATÓN	447	TERMOSTATO	468	FUELLES VARILLA DE CAMBIO	520
<b>INYECTORES</b>	451	<b>PARTES DEL MOTOR</b>	480	GUÍA KITS DE JUNTAS	520
GUÍA INYECTORES Y SENSORES	452	<b>ÁRBOL DE LEVAS</b>	483	KITS JUNTAS Y RETENES	519
<b>SISTEMA ELÉCTRICO</b>	454	<b>CIGÜEÑAL</b>	490	TORNILLOS Y JUNTAS DE DRENAJE	521
<b>BOBINAS</b>	455	ARANDELAS DE BIELA	491	TUBO DRENAJE BOMBA DE AGUA	521
REGULADOR-BOBINA	455	BIELAS	491	TUERCA VARILLA DE CAMBIO	520
<b>BUJÍAS</b>	455	PARTES CIGÜEÑAL	490	<b>SELECTOR</b>	522
<b>CDI Y CAJAS NEGRAS</b>	460	RODAMIENTOS	490	EXTREMO PARA SELECTOR	523
<b>DESCONECTORES DE SEGURIDAD</b>	460	RODAMIENTOS DE BIELA	491	MUELLE APRA SELECTOR	522
KITS	461	<b>DESPIECE MOTOR DE 4 TIEMPOS</b>	481	PASADOR PARA SELECTOR	522
<b>LLAVES DE ARRANQUE</b>	458	DF40 • DF50	481	PIN	522
<b>MOTORES DE ARRANQUE</b>	457	DF70 • DF80 • DF90 • DF100	482	VARILLA PARA SELECTOR	523
SOLENOIDE PARA MOTOR DE ARRANQUE	458	<b>DESPIECE MOTOR DE 2 TIEMPOS</b>	480	<b>RODAMIENTOS</b>	523
<b>REGULADORES Y RECTIFICADORES</b>	458	DT40 • DTW	480	ARANDELA / GRUESOS	526
GUÍA REGULADORES Y RECTIFICADORES	459	<b>GUÍA CORREAS DE DISTRIBUCIÓN</b>	492	BOMBA DE ACEITE	523
<b>RELÉ</b>	460	<b>JUNTAS DE MOTOR 4 TIEMPOS</b>	483	BOMBA DE AGUA	523
RELÉ EMC	460	GUÍA JUNTAS DE CULATA	484	CIRCLIP BOMBA AGUA	524
<b>SENSORES</b>	454	JUNTAS BASE ACEITE	485	DIÁBOLO	524
SENSOR CMP	454	JUNTAS BASE DE MOTOR	484	EJE TRANSMISIÓN INFERIOR	524
SENSOR IAC	454	JUNTAS BASE RETÉN	485	EJE TRANSMISIÓN SUPERIOR	524
SENSOR MAP	454	JUNTAS CUERPO DE MARIPOSA	485	PIÑÓN DE ATAQUE	525
<b>TRIM, TILT &amp; POWER TRIM</b>	461	JUNTAS DE ACEITE	485	PIÑÓN MARCHA ATRÁS	526
EXTRACTOR TAPONES DE TRIM	463	JUNTAS DE CULATA	483	PIÑÓN MARCHA AVANTE	525
INSTALACIÓN ELÉCTRICA	461	JUNTAS GUÍA CADENA	485	<b>SISTEMA DE PROPULSIÓN</b>	527
POWER TRIM COMPLETO	462	JUNTAS RETÉN SUPERIOR	486	<b>HÉLICES ALUMINIO E INOXIDABLE DE 3 Y 4 PALAS</b>	527
SENSORES DE TRIM	463	JUNTAS TAPA DE BALANCINES	486	GUÍA HÉLICES CON NÚCLEO INTEGRADO	528
TAPONES DE TRIM	463	JUNTAS TAPA DE FILTRO	485	GUÍA PIEZAS DE COLA	531
TRIM COMPLETO	461	JUNTAS TAPA DE TERMOSTATO	486	HÉLICES PARA NÚCLEO INTERCAMBIABLE	530
<b>SISTEMA DE GOBIERNO</b>	464	JUNTAS TAPA SILENBLOCK	486	KIT CIERRE DE HÉLICE	531
<b>ARNÉS</b>	466	JUNTAS VÁLVULA DE PRESIÓN	486	NÚCLEO INTERCAMBIABLE	529
EXTENSIÓN ARNÉS SISTEMAS ANALÓGICOS	466	KIT JUNTAS DE CULATA	484	PASADOR DE HÉLICE	532
<b>COMPONENTES</b>	466	<b>JUNTAS DE MOTOR 2 TIEMPOS</b>	487	PASADOR DE LA TUERCA DE HÉLICE	532
CABLES DE ACELERADOR	467	GUÍA JUNTAS DE CULATA	487	SEPARADOR DE HÉLICE	532
CABLES DE CONTROL	467	JUNTAS BASE DE ACEITE	488	TUERCA DE HÉLICE	532
CASQUILLO BASCULANTE	466	JUNTAS DE CULATA	487	REF --> RO	533
		JUNTAS DE CULATÍN	488	RO --> REF	538
		JUNTA TAPA DE TERMOSTATO	488		

SUZUKI

RECAMBIOS MARINOS

<b>DRIVES MAINTENANCE GUIDE &amp; KITS</b>	439	<b>ENGINE CONTROLS</b>	464	GASKET, EXHAUST COVER	495
<b>FUEL &amp; FILTRATION SYSTEM</b>	442	CONSOLE CONTROL	465	GASKET, EXHAUST TUBE	495
<b>CARBURATOR</b>	453	SIDE CONTROL	464	<b>INTAKE SYSTEM 4 STROKES</b>	494
CARBURETOR KITS	453	<b>SWITCHES FOR ENGINE CONTROLS</b>	465	GASKETS, COLLECTOR	494
FLOATS	453	PANEL TWIN STATION	465	GASKETS, EXHAUST COVER	494
FULL CARBURATOR	453	SWITCH	465	<b>UNIT DRIVES &amp; COMPONENTS</b>	496
<b>FUEL FILTERS AND ELEMENTS</b>	445	<b>COOLING SYSTEM</b>	468	<b>BEARING</b>	523
BRACKET	445	<b>ANODES</b>	476	CLIP	524
COMPLET FUEL FILTER	446	ANODES CANADA METAL	476	DIABOLO	524
COMPLET FUEL FILTER WITH TRANSPARENT BOWL	445	ANODES KIT	477	INITIATIVE GEAR	525
FILTER KEY	447	ANODES TECNOSEAL	478	LOWER, DRIVE SHAFT	524
HIGH PRESSURE FUEL FILTER	448	GASKET, ANDOE COVER	479	OIL PUMP	523
IN-LINE FUEL FILTER	447	O-RING	479	POSITIVE GEAR	525
RACORS	447	SS SCREW	479	REVERSE GEAR	526
WATER SEPARATING FUEL FILTER	445	<b>IMPELLERS</b>	469	UPPER, DRIVE SHAFT	524
<b>FUEL PUMP</b>	450	IMPELLERS GUIDE	469	WASHER / SHIM	526
DIAPHRAGMS & GASKETS	451	IMPELLER PLATE	471	WATER PUMP	523
FUEL PUMP ELECTRIC	450	KEY	470	<b>CLUTCH DOGS</b>	522
FUEL PUMP MECHANICAL	450	<b>THERMOSTAT</b>	468	ARM, CLUTCH	523
VST GASKETS	451	WATER FLUSH PLUG	469	CLUTCH DOGS	522
<b>FUEL PUMP IN LINE</b>	442	<b>WATER PUMP</b>	471	CLUTCH PIN	522
CLAMP SMALL	443	COVER	472	PIN	522
COUPLER	443	GASKET	473	ROD PUSH	523
FUEL HOSE	442	GASKET BASE	472	SPRING CLUTCH	522
FUEL LINE ASSEMBLY	442	GUIDE, SERVICE KIT	476	<b>DRIVE COMPONENTS</b>	519
FUEL PUMP	442	HOUSING	471	DIABOLO, O-RING	521
SPRING, FUEL PIPE	443	INSERT CUP	473	DRAIN EATER TUBE	521
<b>FUEL TANK COMPONENTS &amp; CONNECTORS</b>	443	O-RING	472	DRAIN, SCREW AND GASKETS	521
TANK CONNECTOR	443	SERVICE KIT	474	GUIDE OF GASKETS KITS	520
THRU HULL	444	<b>ENGINE PARTS</b>	480	SEAL KITS	519
<b>INJEKTOR</b>	451	<b>CAMSHAFT</b>	483	SHIFT, BELOW	520
GUIDE INJECTORS & SENDERS	452	<b>CRANKSHAFT</b>	490	SHIFT, O-RING	520
<b>OIL</b>	450	CRANKSHAFT BEARINGS	490	TURNBUCKE, CLUTCH ROD	520
<b>OIL FILTER</b>	449	CRANKSHAFT PARTS	490	<b>GEAR CASE PARTS 4 STROKES</b>	496
OIL DRAIN PLUG GASKET	449	CONNECTING ROD	491	DF4 • DF5 • DF6	496
OIL FILTER GUIDE	449	CONNECTING ROD, BEARINGS	491	DF8 • DF9.9 • DF15 • DF20	498
<b>ELECTRIC SYSTEM</b>	454	CONNECTING ROD, THRUST WASHER	491	DF20 • DF25	504
<b>CDI &amp; POWER PACK</b>	460	<b>ENGINE GASKETS 4 STROKES</b>	483	DF30	506
<b>COILS</b>	455	GASKET	484	DF40 • DF50	508
COIL	455	GASKET, CYLINDER COVER	486	DF60	510
REGULATOR-COIL	455	GASKET, CYLINDER HEAD	483	DF70	512
<b>CUT OFF SWITCHES</b>	460	GASKET, FILTER COVER	485	DF80 • DF90 • DF100	513
KIT	461	GASKET KIT, CYLINDER HEAD	484	DF115 • DF140	514
<b>IGNITION STARTER SWITCH</b>	458	GASKET, MOUNT OIL SEAL COVER	485	DF150 • DF175 • DF200 • DF225 • DF250	517
<b>REGULATOR AND RECTIFIERS</b>	458	GASKET, OIL GALLERY	485	DF300	518
REGULATORS AND RECTIFIERS GUIDE	459	GASKET, PRESSURE VALVE	486	<b>PROPULSION SYSTEM</b>	527
<b>RELAY</b>	460	GASKET, SILEMBLOCK COVER	486	<b>3 &amp; 4 BLADE ALUMINIUM &amp; SS PROPELLERS</b>	527
<b>SENSORS</b>	454	GASKET, THERMOSTAT COVER	486	COTTER PIN	532
SENSOR, CMP	454	GASKET, THROTTLE BODY	485	INTERCHANGEABLE HUB	529
SENSOR, IAC	454	GASKET, TIMING CHAIN GUIDE BASE	485	PROPELLERS APPLICATION WITH RUBBER HUB	528
SENSOR, MAP	454	GASKET, UNDER OIL	485	PROPELLERS FOR INTERCHANGEABLE HUB	530
<b>SPARK</b>	455	GASKET, UPPER SEAL	486	PROPELLER PIN	532
<b>STARTERS</b>	457	<b>ENGINE GASKET 2 STROKES</b>	487	PROPELLER NUT	532
SOLENOID FOR STARTER	458	CYLINDER HEAD GASKET	487	PROPELLER NUT KIT	531
<b>STARTERS</b>	457	CYLINDER HEAD GASKET GUIDA	487	PROPELLER WASHER	532
<b>TRIM, TILT &amp; POWER TRIM</b>	461	GASKET, HEAD COVER	488	STERN DRIVE COMPONENTS, APPLICATION	531
COMPLETE POWER TRIM ASSEMBLY	462	GASKET, THERMOSTAT COVER	488	REF --> OEM	533
COMPLETE TRIM ASSEMBLY	461	GASKET, UNDER OIL	488	OEM --> REF	538
TRIM CAP	463	<b>ENGINE PARTS 2 STROKES</b>	480		
TRIM PLUGS EXTRACTOR	463	DT40 • DTW	480		
TRIM SENSORS	463	<b>ENGINE PARTS 4 STROKES</b>	481		
WIRING HARNESS	461	DF40 • DF50	481		
<b>STEERING SYSTEM</b>	464	DF70 • DF80 • DF90 • DF100	482		
<b>ARNES</b>	466	<b>GUIDE TIMING BELT</b>	492		
ARNES EXTENSION ANALOGIC SYSTEM	466	<b>PISTONS</b>	492		
<b>COMPONENTS</b>	466	PISTON KITS	492		
BLOCK CONTROL HANDLE	466	<b>OIL SEALS</b>	488		
BUSH SWIVEL	466	OIL SEALS	488		
CABLE CONNECTOR	466	O-RING DRAIN CAP	490		
CLIP	466	<b>EXHAUST &amp; INTAKE SYSTEM</b>	493		
CONTROL CABLES	467	<b>EXHAUST SYSTEM 4 STROKES</b>	493		
HYDRAULIC STEERING	467	GASKET, COLLECTOR	493		
THROTTLE THROTTLE	467	OIL PAN, GASKET	493		
		MULTI-EXHAUST GASKET	493		
		<b>EXHAUST SYSTEM 2 STROKES</b>	495		
		GASKET, EXHAUST	495		

GUIDA MANUTENZIONE E KIT	439	CLIP	466	<b>SISTEMA DI SCARICO E ASPIRAZIONE</b>	493
<b>SISTEMA DI ALIMENTAZIONE E FILTRAZIONE</b>	442	PLACCA SERRATURA SELETTORE	466	<b>SISTEMA ASPIRAZIONE 4 TEMPI</b>	494
CARBURATORE	453	TAPO GIREVOLE	466	GUARNIZIONE COLLETTORE	494
CARBURATORE COMPLETO	453	TIMONERIA IDRAULICA	467	GUARNIZIONE COPERCHIO SCARICO	494
GALLEGGIANTE	453	<b>INTERRUTTORI PER CONTROLLO</b>	465	<b>SISTEMA SCARICO 4 TEMPI</b>	493
KIT CARBURATORI	453	INTERRUTTORE PANNELLO SINGOLO	465	GUARNIZIONE CARTER	493
<b>COMPONENTI SERBATOIO E CONNETTORI</b>	443	PANNELLO DOPPIA STAZIONE	465	GUARNIZIONE COLLETTORE	493
ATTACCO SERBATOIO	443	<b>SISTEMA DI RAFFREDDAMENTO</b>	468	GUARNIZIONE SCARICO MULTIPLO	493
PASSASCAFO	444	<b>ANODI</b>	476	<b>SISTEMA SCARICO 2 TEMPI</b>	495
<b>FILTRI BENZINA E RACCORDI</b>	445	ANODI CANADA METAL	476	GUARNIZIONE COPERTURA SCARICO	495
CHIAVE DA FILTRO	447	ANODI TECNOSEAL	478	GUARNIZIONE SCARICO	495
FILTRO BENZINA ALTA PRESSIONE	448	KIT ANODI	477	GUARNIZIONE TUBO SCARICO	495
FILTRO BENZINA PER MONTARE IN LINEA	447	GUARNIZIONE COPERCHIO ANODO	479	<b>UNITÀ DI TRASMISSIONE</b>	496
FILTRO DECANATORE BENZINA	446	O-RING	479	<b>COMPONENTI PIEDI</b>	519
FILTRO DI DECANAZIONE BENZINA COMPLETO CON VASCHETTA TRASPARENTE	445	VITE INOS	479	DADO ASTA CAMBIO	520
FILTRO SEPARATORE ACQUA-BENZINA	445	<b>GIRANTE</b>	469	DIABOLO	521
RACCORDI	447	CHIAVETTA	470	GUIDA KIT GUARNIZIONE	520
SUPPORTO	445	COPERCHIO GIRANTE	471	KIT GUARNIZIONE E TENUTE	519
<b>FILTRO OLIO</b>	449	GUIDA GIRANTE	469	MANICOTTO MARCE	520
GUIDA FILTRO OLIO	449	<b>POMPA ACQUA</b>	471	O-RING DIAVOLO	521
GUARNIZIONE, TAPO COPPA L'OLIO	449	GHIERA INOX	473	O-RING MARCE	520
<b>INIETTORE</b>	451	GUIDA KIT POMPA ACQUA	476	TUBO DRENAGGIO ACQUA	521
INIETTORE	451	COPERCHIO POMPA	472	VITI E GUARNIZIONE DRENAGGIO	521
GUIDA INIETTORI E SENSORI	452	CORPO, POMPA ACQUA	471	<b>CUSCINETTO</b>	523
<b>OLIO</b>	450	GUARNIZIONE BASE POMPA	472	DIABOLO	524
<b>POMPA BENZINA</b>	450	GUARNIZIONE POMPA	472	CERCLIP	524
ADATTATORE	443	KIT RICAMBI POMPA ACQUA	474	INFERIORE, ALBERO DI TRASMISSIONE	524
FASCETTE	443	<b>TERMOSTATO</b>	468	PIGNONE ATTACCO	525
GUARNIZIONE VST	451	TAPPO ACQUA	469	PIGNONE MARCIA AVANTI	525
MEMBRANA E GUARNIZIONI	451	<b>PARTI MOTORE</b>	480	PIGNONE MARCIA INDIETRO	526
POMPA BENZINA ELETTRICA	450	<b>ALBERO A CAMME</b>	483	POMPA OLIO	523
POMPA BENZINA MECCANICA	450	<b>ALBERO MOTORE</b>	490	POMPA ACQUA	523
<b>POMPA BENZINA IN LINEA</b>	442	BIELLA	491	RONDELLA / SPESSORE	526
MOLLA TUBO COMBUSTIBILE	443	CUSCINETTI ALBERO MOTORE	490	SUPERIORE, ALBERO DI TRASMISSIONE	524
POMPA BENZINA	442	CUSCINETTI BIELLA	491	<b>PARTI PIEDI 4 TEMPI</b>	496
TUBO BENZINA	442	PARTE ALBERO MOTORE	490	DF4 • DF5 • DF6	496
TUBO CARBURANTE	442	RONDELLE BIELLA	491	DF8 • DF9,9 • DF15 • DF20	498
<b>SISTEMA ELETTRICO</b>	455	<b>GUARNIZIONI MOTORE 4 TEMPI</b>	483	DF20 • DF25	504
<b>BOBINE</b>	455	GUARNIZIONE COPERCHIO PUNTERIE	486	DF30	506
REGOLATORE - BOBINA	455	GUARNIZIONE BASE MOTORE	484	DF40 • DF50	508
<b>CANDELE</b>	455	GUARNIZIONE BASE OLIO	485	DF60	510
<b>CDI E CENTRALINA</b>	460	GUARNIZIONE BASE PARAOLIO	485	DF70	512
<b>CHIAVETTA DI SICUREZZA</b>	460	GUARNIZIONE CARTER, CATENA GUIDA BASE	485	DF80 • DF90 • DF100	513
KIT	461	GUARNIZIONE COPERCHIO FILTRO	485	DF115 • DF140	514
<b>CHIAVI DI ACCENSIONE</b>	458	GUARNIZIONE COPERCHIO SILEMBLOCK	486	DF150 • DF175 • DF200 • DF225 • DF250	517
GUIDA REGOLATORE E RETTIFICATORE	459	GUARNIZIONE COPERCHIO TERMOSTATO	486	DF300	518
<b>MOTORINI AVVIAMENTO</b>	457	GUARNIZIONE CORPO FARFALLATO	485	<b>SELETTORE</b>	522
SOLENOIDE PER MOTORINI AVVIAMENTO	458	GUARNIZIONE OLIO	485	ASTA PRESSIONE	523
<b>REGOLATORI E RADDRIZZATORI</b>	458	GUARNIZIONE PARAOLIO SUPERIORE	486	HEBEL	523
GUIDA REGOLATORI RADDRIZZATORI	459	GUARNIZIONE TESTATA	483	MOLLA SELETTORE	522
<b>RELE</b>	460	GUARNIZIONE VALVOLA PRESSIONE	486	PIN SELETTORE	522
<b>SENSORE</b>	454	GUIDA GUARNIZIONE TESTATA	484	SELETTORE	522
SENSORE CMP	454	KIT GUARNIZIONE TESTATA	484	SPINOTTO	522
SENSORE IAC	454	<b>GUARNIZIONI MOTORE 2 TEMPI</b>	487	<b>SISTEMA DI PROPULSIONE</b>	527
SENSORE MAP	454	GUARNIZIONE BASE OLIO	488	<b>ELICHE ALLUMINIO E INOX DA 2 E 4 PALE</b>	527
<b>TRIM, TILT &amp; POWER TRIM</b>	461	GUARNIZIONE COPERCHIO TERMOSTATO	488	COPPIGLIA	532
ESTRATTORE PER TAPPI DI TRIM	463	GUARNIZIONE COPERCHIO TESTATA	488	DADO DI ELICA	532
INSTALLAZIONE ELETTRICA	461	GUARNIZIONE DE TESTATA	487	DISTANZIALE ELICA	532
MOTORINO POWER TRIM COMPLETO	462	GUIDA GUARNIZIONE TESTATA	487	ELICHE PER MOZZO INTERCAMBIABILE	530
MOTORINO TRIM COMPLETO	461	<b>GUIDA CINGHIE DISTRIBUZIONE</b>	492	GUIDA ELICHE CON MOZZO	528
SENSORI TRIM	463	<b>PARAOLIO</b>	488	GUIDA RICAMBIO PIEDE	531
TAPPO TRIM	463	GUARNIZIONE TAPPO DRENAGIO	490	KIT CHIUSURA ELICA	531
<b>SISTEMA DI GUIDA</b>	464	<b>PARTI MOTORE 4 TEMPI</b>	481	MOZZO INTERCAMBIABILE	529
<b>CAVI</b>	466	DF40 • DF50	481	PIN ELICA	532
ESTENSIONE SISTEMA ANALOGICO	466	DF70 • DF80 • DF90 • DF100	482	<b>REF --&gt; RO</b>	533
<b>COMANDI DI CONTROLLO</b>	464	<b>PARTI MOTORE 2 TEMPI</b>	480	<b>RO --&gt; REF</b>	538
COMANDO LATERALE	464	DT40 • DTW	480		
COMANDO PER CONSOLLA	465	<b>PISTONE</b>	492		
<b>COMPONENTI</b>	466	KIT PISTONE	492		
CAVO ACCELERATORE	467				
CAVO COMANDO	467				
CAVO CONNETTORE	466				



GUIDE MAINTENANCE KITS	439	CÂBLES DE COMMANDE	467	ROULEMENTS DE BIELLE	491
<b>SYSTÈME D'ALIMENTATION ET DE FILTRATION</b>	442	CALE POIGNEE DE CONTRÔLE	466	ROULEMENTS VILEBREQUIN	490
CARBURATEUR	453	CLIP	466	<b>SYSTÈME D'ÉCHAPPEMENT ET SYSTÈME D'ADMISSION</b>	493
CARBURATEUR COMPLET	453	DIRECTION HYDRAULIQUE	467	<b>SYSTÈME D'ADMISSION 4 TEMPS</b>	494
FLOTTEUR DE CARBURATEUR	453	EMBOUT DE CABLE	466	JOINTS DE COLLECTEUR	494
KIT CARBURATEUR	453	<b>FAISCEAU ELECTRIQUE</b>	466	JOINTS DE COUVERCLE D'ÉCHAPPEMENT	494
<b>COMPOSANTS ET CONNECTEURS DU RÉSERVOIR</b>	443	RALLONGE FAISCEAU SYSTÈME ANALOGIQUE	466	<b>SYSTÈME D'ÉCHAPPEMENT 4 TEMPS</b>	493
PASSE-CLOISON	444	<b>INTERRUPTEUR DE CONTRÔLE</b>	465	JOINTS COLLECTEUR	493
RACCORDS DE RESERVOIR	443	BOITIER DE DEMARRAGE 2 MOTEURS	465	JOINTS DE CARTER	493
<b>FILTRE À ESSENCE ET CARTOUCHE DE RECHANGE</b>	445	TABLEAU DE COMMANDE SIMPLE	465	JOINTS DE PIPE D'ÉCHAPPEMENT	493
CLÉ À FILTRE	447	<b>SYSTÈME DE REFROIDISSEMENT</b>	468	<b>SYSTÈME D'ÉCHAPPEMENT 2 TEMPS</b>	495
FILTRE DÉCANTEUR ESSENCE	446	<b>ANODES</b>	476	JOINTS D'ÉCHAPPEMENT	495
FILTRE DÉCANTEUR ESSENCE AVEC BOL TRANSPARENT	445	ANODE CANADA METAL	476	JOINTS DE PLAQUE D'ÉCHAPPEMENT	495
FILTRE À ESSENCE EN LIGNE	447	ANODE TECNOSSEAL	478	JOINTS DE TUBE D'ÉCHAPPEMENT	495
FILTRE À ESSENCE HAUTE PRESION	448	KIT ANODES	476	<b>EMBASES ET PIÈCES</b>	496
FILTRE SÉPARATEUR EAU-ESSENCE	455	JOINT, COUVERCLE D'ANODE	479	<b>CRABOT</b>	522
RACCORDS	447	JOINT TORIQUE	479	EMBOUT DE SELECTEUR	523
TÊTE DE FILTRE À ESSENCE	445	VIS INOX	479	PIN	522
<b>FILTRE À HUILE</b>	449	<b>GUIDE TURBINES</b>	469	PIVOT	522
GUIDE FILTRE A HUILE	449	CLAVETTE	470	RESSORT DE SELECTEUR	522
JOINT DE VIDANGE	449	GUIDE DE TURBINES	469	TIGE DE POUSSEE	523
<b>HUILES</b>	450	PLAQUE DE POMPE À EAU	471	<b>PIÈCES D'EMBASES DE 4 TEMPS</b>	496
<b>INJECTEURS</b>	451	<b>POMPE D'EAU</b>	471	DF4 • DF5 • DF6	496
GUIDE INJECTEURS ET SONDES	452	CORPS DE POMPE À EAU	471	DF8 • DF9.9 • DF15 • DF20	498
<b>POIRE À CARBURANT</b>	442	GUIDE KITS POMPES A EAU	476	DF20 • DF25	504
COLLIER	443	INSERT INOX	473	DF30	506
POIRE À CARBURANT	442	JOINTS, BASE DE POMPE À EAU	472	DF40 • DF50	508
RACCORD COUPLEUR	443	JOINTS POMPE	473	DF60	510
RESSORT, TUYAU DE CARBURANT	443	JOINTS, TORIQUE DE POMPE À EAU	472	DF70	512
TUYAU CARBURANT	442	KIT REPARATION DE POMPE À EAU	474	DF80 • DF90 • DF100	513
<b>POMPE À ESSENCE</b>	450	PLAQUE DE POMPE À EAU	472	DF115 • DF140	514
JOINTS VST	451	<b>THERMOSTAT</b>	468	DF150 • DF175 • DF200 • DF225 • DF250	517
MEMBRANES ET JOINTS	451	BOUCHON DE REGROIDISSEMENT	469	DF300	518
POMPE À ESSENCE ELECTRIQUE	450	<b>PIÈCES MOTEUR</b>	480	<b>PIÈCES D'EMBASES</b>	519
POMPE À ESSENCE MECANIQUE	450	<b>ARBRE À CAMES</b>	483	DIABOLO	521
<b>SYSTÈME ÉLECTRIQUE</b>	455	<b>GUIDE DES COURROIES DE DISTRIBUTION</b>	492	ÉCROU DU LEVIER DE CHANGEMENT DE VITESSE	520
<b>BOBINES</b>	455	<b>JOINTS DE MOTEUR 4 TEMPS</b>	483	GUIDE DES KITS JOINTS	520
REGULATEUR-BOBINE	455	GUIDE JOINTS DE CULASSE	484	JOINT TORIQUE DU LEVIER	520
<b>BOUGIES</b>	455	JOINTS D'HUILE	485	JOINT TORIQUE DU DIABOLO	521
<b>CAPTEURS</b>	454	JOINTS D'HUILE SUPERIEUR	486	KITS JOINTS D'EMBASES	519
CAPTEUR CMP	454	JOINTS DE CACHE CULBUTEUR	486	SOUFFLET DU LEVIER DE CHANGEMENT DE VITESSE	520
CAPTEUR IAC	454	JOINTS DE COUVERCLE	485	TUBE DE VIDANGE DE LA POMPE À EAU	521
CAPTEUR MAP	454	JOINTS DE COUVERCLE DE FILTRE	485	VIS ET JOINTS DE VIDANGE	521
<b>CDI ET BOITIER ELECTRONIQUE</b>	460	JOINTS DE GUIDE CHAINE	485	<b>ROULEMENT</b>	523
<b>CONTACTEUR A CLÉ</b>	458	JOINTS DE THROTTLE BODY	485	CLIPS	524
<b>COUPE CIRCUIT DE SECURITE</b>	460	JOINTS LOGEMENT THERMOSTAT	486	DE DIABOLO	524
KITS	461	JOINTS SOUPE DE PRESSION	486	DE POMPE À EAU	523
<b>DEMARREUR</b>	457	JOINTS BASE D'HUILE	485	DE POMPE À HUILE	523
SOLENOIDE POUR DEMARREUR	458	JOINTS DE CULASSE	483	INFERIEUR D'ARBRE DE TRANSMISSION	524
<b>REGULATEURS ET RECTIFIEURS</b>	458	JOINTS DE TÊTE MOTRICE	484	PIGNON D'ATTAQUE	525
GUIDE REGULATEURS ET RECTIFIEURS	459	KIT JOINTS DE MOTEUR	484	PIGNON DE MARCHÉ AVANT	525
<b>RELAIS</b>	460	<b>JOINTS DE MOTEUR 2 TEMPS</b>	487	PIGNON DE MARCHÉ ARRIÈRE	526
<b>TRIM, TILT &amp; POWER TRIM</b>	461	GUIDE JOINTS DE CULASSE	487	RONDELLE / CALE	526
BOUCHON VERIN DE TRIM	463	JOINT DE COUVRE CULASSE	488	SUPERIEUR D'ARBRE DE TRANSMISSION	524
EMETTEUR DE TRIM	463	JOINTS DE CULASSE	487	<b>SYSTEME DE PROPULSION</b>	527
INSTALLATION ELECTRIQUE	461	JOINTS DE TÊTE MOTRICE	488	<b>HÉLICE ALUMINIUM ET INOX 3 ET 4 PALES</b>	527
KIT EXTRACTEUR	463	JOINTS LOGEMENT THERMOSTAT	488	CLAVETTE D'HÉLICE	532
MOTEUR DE TRIM	461	<b>JOINT SPI</b>	488	ÉCROU D'HÉLICE	532
POWER TRIM COMPLET	462	JOINT DE VIDANGE	490	ENTRETOIS D'HÉLICE	532
<b>SYSTÈME DE COMMANDE</b>	464	<b>PIECES MOTEURS DE 4 TEMPS</b>	481	GUIDE DES HÉLICES ET MOYEUX	528
<b>BOITIER DE COMMANDE</b>	464	DF40 • DF50	481	GUIDE DES PIÈCES D'EMBASE	531
BOITIER LATERAL	464	DF70 • DF80 • DF90 • DF100	482	GOUPILLE D'ECROU D'HELICE	532
BOITIER POUR CONSOLE	465	<b>PIECES MOTEUR 2 TEMPS</b>	480	HELICES AVEC MOYEU INTERCHANGEABLE	530
<b>COMPOSANT</b>	466	DT40 • DTW	480	KIT ÉCROU D'HÉLICE	531
BAGUE	466	<b>PISTONS</b>	492	MOYEU INTERCHANGEABLE	529
CÂBLE D'ACCELERATEUR	467	KIT PISTON	492	REF --> RO	533
		VILEBREQUIN	490	RO --> REF	538
		BIELLE	491		
		PARTIES DE VILEBREQUIN	490		
		RONDELLE DE BIELLE	491		

GUÍA KITS  
MANTENIMIENTO

MAINTENANCE  
GUIDE & KITS

GUIDA  
MANUTENZIONE  
E KIT

GUIDE  
MAINTENANCE  
KITS

	KIT	REF						
DF2 DF2.5 (2006-11)		REC17400-97820	REC17461-97JMO	TURBINA	IMPELLER	GIRANTE	TURBINE	1
		NGKCR6HSA	BUJÍA	SPARK PLUG	CANDELE	BOUGIE	1	
		PAGB/T91-1.6X12	PIN BLOQUEADOR	COTTER PIN	COPPIGLIA	GOUPILLE	1	
		REC09168-10022	ARANDELA TAPÓN	CAP, O-RING	RONDELLA TAPPO	JOINT DE VIDANGE	1	
		REC59178-97J00	JUNTA DRENAJE COLA	DRAIN PLUG GASKET	GUARNIZIONE DRENAGGIO	JOINT DE VIDANGE D'EMBASE	2	
		CM55321-87J00A	ÁNODO	ANODE	ANODO	ANODE	1	
		PAJASOF404-19-033	TÓRICA	O-RING	O-RING	JOINT TORIQUE	1	
		PAGB/T879.1-2.5X14	PIN	PIN	PIN	PIN	1	
		REC17471-97J00	PLACA	PLATE	PIASTRA	PLAQUE	1	
		REC17472-97J00	JUNTA BASE DE BOMBA	GASKET, CASE	GUARNIZIONE, BASE POMPA	JOINT, BASE POMPE	1	
		DF2 DF2.5 (2012+)		REC17400-97810	REC17461-97JMO	TURBINA	IMPELLER	GIRANTE
NGKCR6HSA	BUJÍA			SPARK PLUG	CANDELE	BOUGIE	1	
REC91490-40030	PIN BLOQUEADOR			COTTER PIN	COPPIGLIA	GOUPILLE	1	
REC09168-10022	ARANDELA TAPÓN			CAP, O-RING	RONDELLA TAPPO	JOINT DE VIDANGE	1	
REC59178-97J00	JUNTA DRENAJE COLA			DRAIN PLUG GASKET	GUARNIZIONE DRENAGGIO	JOINT DE VIDANGE D'EMBASE	2	
CM55321-87J00A	ÁNODO			ANODE	ANODO	ANODE	1	
PAJASOF404-19-033	TÓRICA			O-RING	O-RING	JOINT TORIQUE	1	
PAGB/T879.1-2.5X14	PIN			PIN	PIN	PIN	1	
REC17471-97JLO	PLACA			PLATE	PIASTRA	PLAQUE	1	
REC17472-97JLO	JUNTA BASE DE BOMBA			GASKET, CASE	GUARNIZIONE, BASE POMPA	JOINT, BASE POMPE	1	
DF4 DF5 DF6 (2002-10)				REC17400-91860	REC17400-98661	KIT BOMBA DE AGUA	WATER PUMP KIT	KIT POMPA ACQUA
		REC91490-40030	PIN BLOQUEADOR	COTTER PIN	COPPIGLIA	GOUPILLE	1	
		NGKBPR6ES	BUJÍA	SPARK PLUG	CANDELE	BOUGIE	1	
		REC09168-10022	ARANDELA TAPÓN	CAP, O-RING	RONDELLA TAPPO	JOINT DE VIDANGE	3	
		CM55321-87J00A	ÁNODO	ANODE	ANODO	ANODE	2	
REC15410-98500	FILTRO COMBUSTIBLE	FUEL FILTER	FILTRO COMBUSTIBILE	FILTRE À ESSENCE	1			
DF4 DF5 DF6 (2011+)		REC17400-91830	REC17400-98661	KIT BOMBA DE AGUA	WATER PUMP KIT	KIT POMPA ACQUA	KIT POMPE À EAU	1
		REC91490-40030	PIN BLOQUEADOR	COTTER PIN	COPPIGLIA	GOUPILLE	1	
		NGKCPR6EA-9	BUJÍA	SPARK PLUG	CANDELE	BOUGIE	1	
		REC09168-10022	ARANDELA TAPÓN	CAP, O-RING	RONDELLA TAPPO	JOINT DE VIDANGE	3	
		CM55321-87J00A	ÁNODO	ANODE	ANODO	ANODE	2	
REC15410-98500	FILTRO COMBUSTIBLE	FUEL FILTER	FILTRO COMBUSTIBILE	FILTRE À ESSENCE	1			
DF8A DF9.9A (2010+)		REC17400-99840	REC15410-98500	FILTRO COMBUSTIBLE	FUEL FILTER	FILTRO COMBUSTIBILE	FILTRE À ESSENCE	1
		REC16510-05240	FILTRO DE ACEITE	OIL FILTER	FILTRO OLIO	FILTRE A HUILE	1	
		REC09204-02004	PIN BLOQUEADOR	COTTER PIN	COPPIGLIA	GOUPILLE	1	
		REC09280-54001	TÓRICA	O-RING	O-RING	JOINT TORIQUE	1	
		REC09168-12017	JUNTA	GASKET	GUARNIZIONE	JOINT	1	
		REC59178-97J00	JUNTA DRENAJE COLA	DRAIN PLUG GASKET	GUARNIZIONE DRENAGGIO	JOINT DE VIDANGE D'EMBASE	2	
		CM55321-87J00A	ÁNODO	ANODE	ANODO	ANODE	2	
		REC09280-22019	TÓRICA	O-RING	O-RING	JOINT TORIQUE	1	
		NGKCR6E	BUJÍA	SPARK PLUG	CANDELE	BOUGIE	2	
		REC17400-99J01	KIT BOMBA DE AGUA	WATER PUMP KIT	KIT POMPA ACQUA	KIT POMPE À EAU	1	
DF9.9B DF15A DF20A (2013+)		REC17400-89810	REC17400-94J00	KIT BOMBA DE AGUA	WATER PUMP KIT	KIT POMPA ACQUA	KIT POMPE À EAU	1
		REC09204-02004	PIN BLOQUEADOR	COTTER PIN	COPPIGLIA	GOUPILLE	1	
		NGKCPR6EA-9	BUJÍA	SPARK PLUG	CANDELE	BOUGIE	2	
		REC16510-05240	FILTRO DE ACEITE	OIL FILTER	FILTRO OLIO	FILTRE A HUILE	1	
		CM5033167	ÁNODO	ANODE	ANODO	ANODE	1	
		REC09168-12017	JUNTA	GASKET	GUARNIZIONE	JOINT	1	
		REC09168-10022	ARANDELA TAPÓN	CAP, O-RING	RONDELLA TAPPO	JOINT DE VIDANGE	2	
REC15410-98500	FILTRO COMBUSTIBLE	FUEL FILTER	FILTRO COMBUSTIBILE	FILTRE À ESSENCE	1			
DF9.9B DF15A DF20A (2013+)		REC17400-89810	REC17400-99J01	KIT BOMBA DE AGUA	WATER PUMP KIT	KIT POMPA ACQUA	KIT POMPE À EAU	1
		REC09204-02004	PIN BLOQUEADOR	COTTER PIN	COPPIGLIA	GOUPILLE	1	
		NGKCPR6EA-9	BUJÍA	SPARK PLUG	CANDELE	BOUGIE	2	
		REC16510-05240	FILTRO DE ACEITE	OIL FILTER	FILTRO OLIO	FILTRE A HUILE	1	
		REC09280-54001	TÓRICA	O-RING	O-RING	JOINT TORIQUE	1	
		CM55321-87J00A	ÁNODO	ANODE	ANODO	ANODE	2	
		REC09280-22019	TÓRICA	O-RING	O-RING	JOINT TORIQUE	1	
		REC09168-12017	JUNTA	GASKET	GUARNIZIONE	JOINT	1	
		REC59178-97J00	JUNTA DRENAJE COLA	DRAIN PLUG GASKET	GUARNIZIONE DRENAGGIO	JOINT DE VIDANGE D'EMBASE	2	
		REC15410-87L00	FILTRO COMBUSTIBLE	FUEL FILTER	FILTRO COMBUSTIBILE	FILTRE À ESSENCE	1	
DF20 DF25 V2 (2006+)		REC17400-95870	REC17400-95J02	KIT BOMBA DE AGUA	WATER PUMP KIT	KIT POMPA ACQUA	KIT POMPE À EAU	1
		REC16510-87J00	FILTRO DE ACEITE	OIL FILTER	FILTRO OLIO	FILTRE A HUILE	1	
		NGKBKR6E	BUJÍA	SPARK PLUG	CANDELE	BOUGIE	2	
		REC91490-40030	PIN BLOQUEADOR	COTTER PIN	COPPIGLIA	GOUPILLE	1	
		REC09168-10022	ARANDELA TAPÓN	CAP, O-RING	RONDELLA TAPPO	JOINT DE VIDANGE	2	
		REC09168-12012	JUNTA	GASKET	GUARNIZIONE	JOINT	1	
		CM55321-87J00A	ÁNODO	ANODE	ANODO	ANODE	5	
		REC09280-22019	TÓRICA	O-RING	O-RING	JOINT TORIQUE	1	
REC17413-95J00	CASQUILLO INOX	SLEEVE WATER PUMP	CAPPUCCIO	INSERT DE POMPE À EAU	1			
REC15410-87J30	FILTRO COMBUSTIBLE	FUEL FILTER	FILTRO COMBUSTIBILE	FILTRE À ESSENCE	1			

	KIT	REF						
DF25 DF30 (2001-10)		REC17400-89820	REC17400-96403	KIT BOMBA DE AGUA	WATER PUMP KIT	KIT POMPA ACQUA	KIT POMPE À EAU	1
		REC16510-87J00	REC16510-87J00	FILTRO DE ACEITE	OIL FILTER	FILTRO OLIO	FILTRE A HUILE	1
		NGKDCPR6E	NGKDCPR6E	BUJÍA	SPARK PLUG	CANDELE	BOUGIE	3
		REC91490-40030	REC91490-40030	PIN BLOQUEADOR	COTTER PIN	COPPIGLIA	GOUPILLE	1
		REC09168-10022	REC09168-10022	ARANDELA TAPÓN	CAP, O-RING	RONDELLA TAPPO	JOINT DE VIDANGE	2
		REC09168-12012	REC09168-12012	JUNTA	GASKET	GUARNIZIONE	JOINT	1
		CM55321-87J00A	CM55321-87J00A	ANODO	ANODE	ANODO	ANODE	1
		REC15410-87J10	REC15410-87J10	FILTRO COMBUSTIBLE	FUEL FILTER	FILTRO COMBUSTIBILE	FILTRE À ESSENCE	1
DF25A DF30A (2015+)		REC17400-94821	REC17400-94L00	KIT BOMBA DE AGUA	WATER PUMP KIT	KIT POMPA ACQUA	KIT POMPE À EAU	1
		REC91490-40030	REC91490-40030	PIN BLOQUEADOR	COTTER PIN	COPPIGLIA	GOUPILLE	1
		NGKDCPR6EA-9	NGKDCPR6EA-9	BUJÍA	SPARK PLUG	CANDELE	BOUGIE	3
		REC16510-87J00	REC16510-87J00	FILTRO DE ACEITE	OIL FILTER	FILTRO OLIO	FILTRE A HUILE	1
		CM55321-87J00A	CM55321-87J00A	ANODO	ANODE	ANODO	ANODE	5
		REC09280-22019	REC09280-22019	TÓRICA	O-RING	O-RING	JOINT TORIQUE	1
		REC09168-12017	REC09168-12017	JUNTA	GASKET	GUARNIZIONE	JOINT	1
		REC59178-97J00	REC59178-97J00	JUNTA DRENAJE COLA	DRAIN PLUG GASKET	GUARNIZIONE DRENAGGIO	JOINT DE VIDANGE D'EMBASE	2
REC15410-87L00	REC15410-87L00	FILTRO COMBUSTIBLE	FUEL FILTER	FILTRO COMBUSTIBILE	FILTRE À ESSENCE	1		
DF40 DF50 (2006-10)		REC17400-87820	REC17400-96403	KIT BOMBA DE AGUA	WATER PUMP KIT	KIT POMPA ACQUA	KIT POMPE À EAU	1
		REC16510-87J00	REC16510-87J00	FILTRO DE ACEITE	OIL FILTER	FILTRO OLIO	FILTRE A HUILE	1
		NGKDCPR6E	NGKDCPR6E	BUJÍA	SPARK PLUG	CANDELE	BOUGIE	3
		REC91490-40030	REC91490-40030	PIN BLOQUEADOR	COTTER PIN	COPPIGLIA	GOUPILLE	1
		REC09168-10022	REC09168-10022	ARANDELA TAPÓN	CAP, O-RING	RONDELLA TAPPO	JOINT DE VIDANGE	2
		REC09168-12012	REC09168-12012	JUNTA	GASKET	GUARNIZIONE	JOINT	1
		CM55321-87J00A	CM55321-87J00A	ANODO	ANODE	ANODO	ANODE	2
		REC09280-22019	REC09280-22019	TÓRICA	O-RING	O-RING	JOINT TORIQUE	2
REC15410-87J30	REC15410-87J30	FILTRO COMBUSTIBLE	FUEL FILTER	FILTRO COMBUSTIBILE	FILTRE À ESSENCE	1		
DF40A DF50A DF60A (2010+)		REC17400-88810	REC17400-88L00	KIT BOMBA DE AGUA	WATER PUMP KIT	KIT POMPA ACQUA	KIT POMPE À EAU	1
		REC91490-40030	REC91490-40030	PIN BLOQUEADOR	COTTER PIN	COPPIGLIA	GOUPILLE	1
		REC16510-87J00	REC16510-87J00	FILTRO DE ACEITE	OIL FILTER	FILTRO OLIO	FILTRE A HUILE	1
		NGKDCPR6E	NGKDCPR6E	BUJÍA	SPARK PLUG	CANDELE	BOUGIE	3
		REC09168-12012	REC09168-12012	JUNTA	GASKET	GUARNIZIONE	JOINT	1
		REC09168-10022	REC09168-10022	ARANDELA TAPÓN	CAP, O-RING	RONDELLA TAPPO	JOINT DE VIDANGE	2
		CM55321-87J00A	CM55321-87J00A	ANODO	ANODE	ANODO	ANODE	3
		REC09280-22019	REC09280-22019	TÓRICA	O-RING	O-RING	JOINT TORIQUE	2
REC15410-88L00	REC15410-88L00	FILTRO COMBUSTIBLE	FUEL FILTER	FILTRO COMBUSTIBILE	FILTRE À ESSENCE	1		
DF60 DF70 (1997-07)		REC17400-99870	REC17400-87E04	KIT BOMBA DE AGUA	WATER PUMP KIT	KIT POMPA ACQUA	KIT POMPE À EAU	1
		REC16510-87J00	REC16510-87J00	FILTRO DE ACEITE	OIL FILTER	FILTRO OLIO	FILTRE A HUILE	1
		NGKBPR6ES	NGKBPR6ES	BUJÍA	SPARK PLUG	CANDELE	BOUGIE	4
		REC91490-40030	REC91490-40030	PIN BLOQUEADOR	COTTER PIN	COPPIGLIA	GOUPILLE	1
		REC09168-10022	REC09168-10022	ARANDELA TAPÓN	CAP, O-RING	RONDELLA TAPPO	JOINT DE VIDANGE	2
		REC09168-12012	REC09168-12012	JUNTA	GASKET	GUARNIZIONE	JOINT	1
		CM55321-87J00A	CM55321-87J00A	ANODO	ANODE	ANODO	ANODE	1
		REC15410-87J30	REC15410-87J30	FILTRO COMBUSTIBLE	FUEL FILTER	FILTRO COMBUSTIBILE	FILTRE À ESSENCE	1
DF70A DF80A DF90A (2009+)		REC17400-87810	REC17400-87L01	KIT BOMBA DE AGUA	WATER PUMP KIT	KIT POMPA ACQUA	KIT POMPE À EAU	1
		REC16510-90J00	REC16510-90J00	FILTRO DE ACEITE	OIL FILTER	FILTRO OLIO	FILTRE A HUILE	1
		NGKDCPR6E	NGKDCPR6E	BUJÍA	SPARK PLUG	CANDELE	BOUGIE	4
		REC09168-12012	REC09168-12012	JUNTA	GASKET	GUARNIZIONE	JOINT	1
		REC09168-10034	REC09168-10034	JUNTA	GASKET	GUARNIZIONE	JOINT	2
		CM55321-87J00A	CM55321-87J00A	ANODO	ANODE	ANODO	ANODE	3
		REC91490-40030	REC91490-40030	PIN BLOQUEADOR	COTTER PIN	COPPIGLIA	GOUPILLE	1
		REC09280-22019	REC09280-22019	TÓRICA	O-RING	O-RING	JOINT TORIQUE	3
REC15410-87L00	REC15410-87L00	FILTRO COMBUSTIBLE	FUEL FILTER	FILTRO COMBUSTIBILE	FILTRE À ESSENCE	1		
DF100 DF115 (2010-12)		REC17400-92840	REC17400-92J21	KIT BOMBA DE AGUA	WATER PUMP KIT	KIT POMPA ACQUA	KIT POMPE À EAU	1
		REC16510-90J00	REC16510-90J00	FILTRO DE ACEITE	OIL FILTER	FILTRO OLIO	FILTRE A HUILE	1
		NGKBKR6E	NGKBKR6E	BUJÍA	SPARK PLUG	CANDELE	BOUGIE	4
		REC91490-40030	REC91490-40030	PIN BLOQUEADOR	COTTER PIN	COPPIGLIA	GOUPILLE	1
		REC09168-10022	REC09168-10022	ARANDELA TAPÓN	CAP, O-RING	RONDELLA TAPPO	JOINT DE VIDANGE	2
		REC09168-12012	REC09168-12012	JUNTA	GASKET	GUARNIZIONE	JOINT	1
		CM55321-87J00A	CM55321-87J00A	ANODO	ANODE	ANODO	ANODE	4
		REC09280-22019	REC09280-22019	TÓRICA	O-RING	O-RING	JOINT TORIQUE	2
REC09420-05009	REC09420-05009	CHAVETA	KEY	CHIAVETTA	CLAVETTE	1		
REC15410-87J30	REC15410-87J30	FILTRO COMBUSTIBLE	FUEL FILTER	FILTRO COMBUSTIBILE	FILTRE À ESSENCE	1		



	KIT	REF						
DF100A DF115A DF140A (2013+)		REC17400-92821	REC17400-92J21	KIT BOMBA DE AGUA	WATER PUMP KIT	KIT POMPA ACQUA	KIT POMPE À EAU	1
		REC16510-90J00	FILTRO DE ACEITE	OIL FILTER	FILTRO OLIO	FILTRE A HUILE	1	
		NGKBKR6E	BUJÍA	SPARK PLUG	CANDELE	BOUGIE	4	
		REC91490-40030	PIN BLOQUEADOR	COTTER PIN	COPPIGLIA	GOUPILLE	1	
		REC09168-10022	ARANDELA TAPÓN	CAP, O-RING	RONDELLA TAPPO	JOINT DE VIDANGE	2	
		REC09168-12012	JUNTA	GASKET	GUARNIZIONE	JOINT	1	
		CM55321-87J00A	ANODO	ANODE	ANODO	ANODE	4	
		REC09280-22019	TÓRICA	O-RING	O-RING	JOINT TORIQUE	2	
		REC09420-05009	CHAVETA	KEY	CHIAVETTA	CLAVETTE	1	
	REC15412-92J00	FILTRO COMBUSTIBLE	FUEL FILTER	FILTRO COMBUSTIBILE	FILTRE À ESSENCE	1		
DF150 DF175 (2006+)		REC17400-92850	REC17400-92J21	KIT BOMBA DE AGUA	WATER PUMP KIT	KIT POMPA ACQUA	KIT POMPE À EAU	1
		REC16510-90J00	FILTRO DE ACEITE	OIL FILTER	FILTRO OLIO	FILTRE A HUILE	1	
		NGKBKR6E	BUJÍA	SPARK PLUG	CANDELE	BOUGIE	4	
		REC91490-40030	PIN BLOQUEADOR	COTTER PIN	COPPIGLIA	GOUPILLE	1	
		REC09168-10022	ARANDELA TAPÓN	CAP, O-RING	RONDELLA TAPPO	JOINT DE VIDANGE	2	
		REC09168-12012	JUNTA	GASKET	GUARNIZIONE	JOINT	1	
		CM55321-87J00A	ANODO	ANODE	ANODO	ANODE	4	
		REC09280-22019	TÓRICA	O-RING	O-RING	JOINT TORIQUE	2	
		REC09420-05009	CHAVETA	KEY	CHIAVETTA	CLAVETTE	1	
	REC15410-87J30	FILTRO COMBUSTIBLE	FUEL FILTER	FILTRO COMBUSTIBILE	FILTRE À ESSENCE	1		
DF150 DF175 (2006+)		REC17400-96821	REC17400-96J03	KIT BOMBA DE AGUA	WATER PUMP KIT	KIT POMPA ACQUA	KIT POMPE À EAU	1
		REC16510-96J00	FILTRO DE ACEITE	OIL FILTER	FILTRO OLIO	FILTRE A HUILE	1	
		NGKBKR6E	BUJÍA	SPARK PLUG	CANDELE	BOUGIE	4	
		REC91490-40030	PIN BLOQUEADOR	COTTER PIN	COPPIGLIA	GOUPILLE	1	
		REC09168-10034	JUNTA	GASKET	GUARNIZIONE	JOINT	2	
		REC09168-12012	JUNTA	GASKET	GUARNIZIONE	JOINT	1	
		CM55321-87J00A	ANODO	ANODE	ANODO	ANODE	6	
		REC09280-22019	TÓRICA	O-RING	O-RING	JOINT TORIQUE	5	
		REC17413-96J01	CASQUILLO INOX	SLEEVE WATER PUMP	CAPPUCCIO	INSERT DE POMPE À EAU	1	
	REC15410-96J00	FILTRO COMBUSTIBLE	FUEL FILTER	FILTRO COMBUSTIBILE	FILTRE À ESSENCE	1		
DF200 DF225 DF250 (2011+)		REC17400-93851	REC17400-93J01	KIT BOMBA DE AGUA	WATER PUMP KIT	KIT POMPA ACQUA	KIT POMPE À EAU	1
		REC16510-96J00	FILTRO DE ACEITE	OIL FILTER	FILTRO OLIO	FILTRE A HUILE	1	
		NGKBKR6E	BUJÍA	SPARK PLUG	CANDELE	BOUGIE	6	
		REC91490-40030	PIN BLOQUEADOR	COTTER PIN	COPPIGLIA	GOUPILLE	1	
		REC09168-10034	JUNTA	GASKET	GUARNIZIONE	JOINT	2	
		REC09168-12012	JUNTA	GASKET	GUARNIZIONE	JOINT	1	
		CM55321-87J00A	ANODO	ANODE	ANODO	ANODE	7	
		REC09280-22019	TÓRICA	O-RING	O-RING	JOINT TORIQUE	7	
		CM55321-94900A	ANODO	ANODE	ANODO	ANODE	1	
	REC15412-93J10	FILTRO COMBUSTIBLE	FUEL FILTER	FILTRO COMBUSTIBILE	FILTRE À ESSENCE	1		
DF250A DF250S DF300 (A) (2011+)		REC17400-98861	REC17400-98J01	KIT BOMBA DE AGUA	WATER PUMP KIT	KIT POMPA ACQUA	KIT POMPE À EAU	1
		REC16510-96J00	FILTRO DE ACEITE	OIL FILTER	FILTRO OLIO	FILTRE A HUILE	1	
		NGKBKR6E	BUJÍA	SPARK PLUG	CANDELE	BOUGIE	6	
		REC91490-40030	PIN BLOQUEADOR	COTTER PIN	COPPIGLIA	GOUPILLE	1	
		REC09168-10034	JUNTA	GASKET	GUARNIZIONE	JOINT	2	
		REC09168-12012	JUNTA	GASKET	GUARNIZIONE	JOINT	1	
		CM55321-87J00A	ANODO	ANODE	ANODO	ANODE	8	
		REC09280-22019	TÓRICA	O-RING	O-RING	JOINT TORIQUE	7	
		CM55321-94900A	ANODO	ANODE	ANODO	ANODE	1	
	REC15412-93J10	FILTRO COMBUSTIBLE	FUEL FILTER	FILTRO COMBUSTIBILE	FILTRE À ESSENCE	1		





# SISTEMA DE ALIMENTACIÓN Y FILTRACIÓN FUEL & FILTRATION SYSTEM

# SISTEMA DI ALIMENTAZIONE E FILTRAZIONE SYSTÈME D'ALIMENTATION ET DE FILTRATION

## BOMBA DE COMBUSTIBLE

## FUEL PUMP

## POMPA BENZINA

## POIRE À CARBURANT

### BOMBA DE COMBUSTIBLE

### FUEL PUMP

### POMPA BENZINA





### POIRE À CARBURANT

Fabricada con elastómeros termoplásticos inyectados, resistentes al alcohol y rayos UV.s

Premium quality bulb resistance to alcohol as well as UV and ozone.

Fabbricata con elastomero termoplastico, resistente ai solventi e raggi UV.

Fabriqué avec des élastomères thermo-plastiques injectés, résistant à l'alcool et aux rayons UV.

REF	RO OEM			
GS31187	65770-95541	1/4" = 6 mm	1	
GS31090	65770-95504	5/16" = 8 mm	1	
GS31095	65770-93J12	3/8" = 9.5 mm	1	
GS31090	65770-90J12	5/16" = 8 mm	1	

### LÍNEA DE COMBUSTIBLE

### FUEL LINE ASSEMBLY

### TUBO CARBURANTE



### TUYAU CARBURANT



Universal. Manguera resistente al alcohol.

Universal. Alcohol resistant hose.

Universale. Tubo resistente ai solventi.

Universel. Tuyau résistant à l'alcool.

REF		
GS31096	5/16" x 2 m	1
GS31097	3/8" x 2 m	1
GS31099	8 mm x 2 m	1
SIE18-8013	5/16" x 2 m	1
SIE18-8015	3/8" x 2 m	1



### MANGUERA DE COMBUSTIBLE

### FUEL HOSE

### TUBO BENZINA





### TUYAU CARBURANT


Manguera «Trident» para líneas de combustible. Con refuerzo termoplástico que le permite excelente flexibilidad y resistencia a los rayos UV. Color gris. Resistente al alcohol. Especialmente indicado para motores fueraborda. Garantía: 3 años

Marine fuel hose (distribution and vent) for outboards. Fuel resistant thermo-plastic formulation with 2 spiral reinforcement provides excellent bendability and resistance to UV, aging and permeation by all marine fuels (gasoline/petrol and diesel) including alcohol blends. Warranty: 3 years

Tubo «Trident» per linea combustibile. Con rinforzo termoplastico che gli permette un'eccellente flessibilità e resistenza ai raggi UV. Colore grigio. Resistente ai solventi. Indicato per i motori fuoribordo. Garanzia: 3 anni

Tuyau «Trident» pour carburant. Avec renfort thermoplastique qui permet une excellente flexibilité et résistance aux rayons UV. Gris. Résistant à l'alcool. Convient particulièrement aux moteurs hors-bord. Garantie: 3 ans

REF				
TRI305-0566	5/16" = 7,92 mm	15 m	1	SAEJ1527
TRI305-0386	3/8" = 9,53 mm	15 m	1	ISO-8469 B1 CE



De goma para diesel y gasolina sin plomo. Ideal para fueraborda. Refuerzos textiles internos. Muy flexible. Contenido aromático 50%

Rubber Hose suitable for loading mineral oils, diesel and unloaded fuel

In gomma per diesel e benzina senza piombo. Ideale per motori fuoribordo. Tessuto interno rinforzato. Molto flessibile.

Caoutchouc pour diesel et essence sans plomb. Idéal pour le hors-bord. Renforts textiles internes. Très flexible

### CARBUPOMP/10NL

REF	Ø (mm)					
GS35031	6x12	10 bar	50 mm	-25°C → 80°C	50 m	ISO R1307
GS35032	8x15	10 bar	65 mm		50 m	

H.T. - CARBUPOMP/10NL - WP 10 BAR - R-1M Q/m - ISO R1307



**MUELLE TUBO COMBUSTIBLE**

**SPRING, FUEL PIPE**

**MOLLA TUBO COMBUSTIBLE**

**RESSORT, TUYAU DE CARBURANT**

new

REF
PAF4-04000030
PAF4-05000010



**ABRAZADERA**

**CLAMP SMALL**

**FASCETTE**

**COLLIER**

new

REF	
REC650-24351-51	6 mm
REC6E5-24351-51	8 mm



REF	OEM		
REC09401-11425	09401-11425	6-8 mm	1
REC09401-11425BULK	17822-90J00	6-8 mm	25



**ADPATADOR LÍNEA DE COMBUSTIBLE**

**COUPLER**

**ADATTATORE**

**RACCORD COUPLEUR**

REF	
REC22-8M0001721	Ø 11 mm --> Ø 9 mm



**COMPONENTES TANQUE Y CONECTORES**

**FUEL TANK COMPONENTS & CONNECTORS**

**COMPONENTI SERBATOIO E CONNETTORI**

**COMPOSANTS ET CONNEXEURS DU RÉSERVOIR**

**CONECTOR DE DEPÓSITO**

**TANK CONNECTOR**

**ATTACCO SERBATOIO**

**RACCORDS DE RESERVOIR**

Fabricado en latón.

Made in machined brass.

Fabbricato in ottone.

Coude MF 1/4" NPT en laiton.

REF		
GS31068	1/4" NPT	1



Para conectar dos motores a un sólo depósito, o viceversa. Fabricado en latón.

To connect two motors to a single tank, or vice versa. Made in machined brass.

Per collegare due motori a un singolo serbatoio o viceversa. Fabbricato in ottone.

Té en laiton, pour connecter deux moteurs à un même réservoir, ou inversement.

REF		
GS31069	1/4" NPT	1



REF	OEM	
REC65750-94404	65750-94404	GS31039 GS31038
	65750-94403	
	65750-94402	
	65750-94401	

DT4 --> DT140



new

REF	OEM	
REC65720-986L0	65720-986L0	GS31089
	65720-986A0	
	65720-986B0	


DF25 --> DF140



new


REF	OEM
REC65720-98520	65720-98520
	65720-98500
	65720-98501
	65720-98502
	65720-98521
	65720-985L1

9.9, 15 HP 4 T/-strokes  
2 --> 65 HP 2 T/-strokes






new

COMPATIBLE CON CONECTOR  
COMPATIBLE WITH CONNECTOR  
COMPATIBILE CON CONNETTORE  
COMPATIBLE AVEC CONECTEUR

REF	OEM		
GS31037	65740-99100	1/4" NPT	GS31035

2 --> 60 HP 2 T/Strokes

COMPATIBLE CON CONECTOR  
COMPATIBLE WITH CONNECTOR  
COMPATIBILE CON CONNETTORE  
COMPATIBLE AVEC CONECTEUR

REF	OEM		
GS31038	65720-94411	mm	REC65750-94404

DT75- 140 HP 2T/Strokes  
antigüos | old | vecchio | ancien





COMPATIBLE CON CONECTOR  
COMPATIBLE WITH CONNECTOR  
COMPATIBILE CON CONNETTORE  
COMPATIBLE AVEC CONECTEUR


REF	OEM		
GS31039	65720-94403	1/4" NPT	REC65750-94404



DT4--> 65 HP 2T/Strokes  
antigüos | old | vecchio | ancien





COMPATIBLE CON CONECTOR  
COMPATIBLE WITH CONNECTOR  
COMPATIBILE CON CONNETTORE  
COMPATIBLE AVEC CONECTEUR

REF	OEM		
GS31070	65740-95D00	1/4" NPT	GS31072

COMPATIBLE CON CONECTOR  
COMPATIBLE WITH CONNECTOR  
COMPATIBILE CON CONNETTORE  
COMPATIBLE AVEC CONECTEUR

REF	OEM		
GS31035	65750-98505	5/16"	GS31037
GS31036	65750-98505	3/8"	GS31037


-60HP 2 T/Strokes

Conector pequeño.  
Little connector.  
Connettore piccolo.  
Conecteur petit.








COMPATIBLE CON CONECTOR  
COMPATIBLE WITH CONNECTOR  
COMPATIBILE CON CONNETTORE  
COMPATIBLE AVEC CONECTEUR

REF	OEM		
GS31089	65750-89J11	3/8"	REC65720-986L0

DF4--> DF140 HP 4 T/Strokes

COMPATIBLE CON CONECTOR  
COMPATIBLE WITH CONNECTOR  
COMPATIBILE CON CONNETTORE  
COMPATIBLE AVEC CONECTEUR

REF	OEM		
GS31071	65750-95500	5/16"	GS31070
GS31072	65750-95500	3/8"	GS31070

60HP+ 2 T/Strokes

Conector grande.  
Big connector.  
Connettore grande.  
Conecteur grand.





REF		
GS31092	8 mm	1

Conector doble.  
Double connector.  
Connettore doppio.  
Double connecteur..




PASAMAMPAROS      THRU HULL      PASSASCAFO      PASSE-CLOISON

Para atravesar mamparos de hasta 12 mm. Fabricado en latón.      For bulkhead up to 12 mm. Made in machined brass.      Per attraversare paratie fino a 12 mm. Fabbricato in ottone.      Pour traverser des cloisons jusqu'à 12 mm. Fait en laiton.

REF		
GS31064	3/8"	1





## FILTRO DE COMBUSTIBLE Y ELEMENTOS

## FUEL FILTERS AND ELEMENTS

## FILTRI BENZINA E RACCORDI

## FILTRE À ESSENCE ET CARTOUCHE DE RECHANGE

### BRACKET

### BRACKET

### SUPPORTO

### TÊTE DE FILTRE À ESSENCE

Con 2 tapones de bronce y 2 tubos de extensión. (2 entradas y 2 salidas).

With 2 brass plugs and 2 extension tubes. (2 inputs & 2 outputs).

Con 2 tappi di bronzo e 2 tubi di estensione. (2 ingressi entrata carburante e 2 uscite carburante).

Avec 2 bouchons en bronze et 2 tubes d'extension. (2 entrées et 2 sorties).

REF		
REC25000	1/4"	AL
REC25010	1/4"	INOX /SS AISI316
REC25020	3/8"	AL
REC25030	3/8"	INOX /SS AISI316
RECOBBRACKET	1/4"	Plástico   Plastic Plastica   Plastique



REC25000 - REC25020



REC25010 - REC25030




RECOBBRACKET

## FILTRO COMBUSTIBLE SEPARADOR DE AGUA

## WATER SEPARATING FUEL FILTER

## FILTRO SEPARATORE ACQUA-BENZINA

## FILTRE SEPARATEUR EAU-ESSENCE

REF	MICRON	
REC24942	10	4 <sup>7</sup> / <sub>16</sub> " = 11 cm
REC35-802893Q01	10	3 <sup>3</sup> / <sub>4</sub> "
REC855686	28	4 <sup>7</sup> / <sub>16</sub> "
REC35-802893Q	25	3 <sup>3</sup> / <sub>4</sub> "
RACPF5510	10	4 <sup>7</sup> / <sub>16</sub> "

**RACOR**

**RECMAR**



RACPF5510



REC24942



REC35-802893Q01



REC855686



REC35-802893Q

Filtro original.

OEM filter.

Filtro benzina originale.

Filtre à essence d'origine

REF	MICRON	
RM35-802893Q	10	3 <sup>3</sup> / <sub>4</sub> "



## FILTRO CON BRACKET

Con 2 tapones de bronce y 1 tubo de extensión.

## OEM FILTER WITH BRACKET



With 2 brass plugs & 1 extension tube.

## FILTRO BENZINA CON SUPPORTO

Con 2 tappi di bronzo e 1 tubo di estensione.

## FILTRE À ESSENCE AVEC SUPPORT

Avec 2 bouchons en bronze et 1 tube d'extension

REF	MICRON			BRACKET
REC24950	25	1/4"	50 GPH	AL
REC24952	10	1/4"	50 GPH	AL





**RECMAR**

## FILTRO DECANTADOR DE COMBUSTIBLE COMPLETO CON VASO TRASPARENTE



## COMPLET FUEL FILTER WITH TRANSPARENT BOWL

## FILTRO DI DECANTAZIONE BENZINA COMPLETO CON VASCHETTA TRASPARENTE

## FILTRE DÉCANTEUR ESSENCE AVEC BOL TRANSPARENT

REF		
RAC320R-RAC-01		AL
RAC320R-RAC-03	RACS3213 LENS3213	Plástico Plastic Plastica Plastique

**RACOR**

REF			BRACKET
RECOFILALU			AL
RECOFILTER	RECOBELEMENT LENS3213	150 l/h	Plástico Plastic Plastica Plastique



**RECMAR**








FILTRO CON BOMBA CEBADORA


FILTER WITH PRIMING PUMP

FILTRO CON POMPETTA PER RIEMPIRE

FILTRE À ESSENCE AVEC POMPE D'AMORCAGE



REF	OEM		OEM 	MICRON			
RAC490R-RAC-01	99105-20005-ASY	RACS3227 LENS3227	99105-20005	10	340 l/h	3/8" NPTF	150 hp



FILTRO DECANTADOR GASOLINA

COMPLETE FUEL FILTER

FILTRO DECANTATORE BENZINA

FILTRE DÉCANTEUR ESSENCE

Filtro de combustible con braket.




Complete fuel filter with braket.

Filtro combustibile con supporto.

Filtre à carburant avec support.

REF		
RAC23299-10	RAC23289-10	130 HP (4 T/ Strokes)




REF	OEM		R.O. / OEM	MICRON		
REC90794-46866	65900-98J00	REC90794-46868	65910-98J00	10	117 l/h	175 hp



LLAVE PARA FILTRO  
FILTER KEY  
CHIAVE DA FILTRO  
CLÉ A FILTRE

REF  
RECYS-225-15



REF	MICRON	
PAF40-0701000EI	10	70 hp






new

## RÁCORES




## RACORS

## RACCORDI

## RACCORDS

REF			
GS31065	1/4" NPT	3/8" = 9.5 mm	1
GS31166	1/4" NPT	5/16" = 7.9 mm	2
GS31155	3/8" NPT	3/8" = 9.5 mm	2
GS31156	3/8" NPT	5/16" = 7.9 mm	2
GS31157	3/8" NPT	1/4" = 6.4 mm	2



REF			
GS31066	1/4" NPT	5/16" = 7.9 mm	2
GS31067	1/4" NPT	3/8" = 9.5 mm	2



## LLAVES PARA FILTRO

## FILTER KEY

## CHIAVE DA FILTRO

## CLÉ À FILTRE


REF	OEM
RACRK22628	99105-20003

**RACOR**



REF	OEM
REC70720	65 - 110 mm

**RECMAR**







## FILTRO COMBUSTIBLE PARA MONTAJE EN LÍNEA

## IN-LINE FUEL FILTER

## FILTRO BENZINA PER MONTARE IN LINEA

## FILTRE A ESSENCE EN LIGNE

REF				
GS31001	50 l/h	6-8 mm	plástico plastic	1
GS31002	150 l/h	8-10 mm	plástica plastique	1



**GOLDENSHIP**

REF	OEM
REC15410-87L00	15410-87L00
	DF9.9B, DF15A, DF20A (2013)
	DF25A, DF30A (2015)
	DF90A, DF80A, DF90A (2009+)






REF	OEM
REC15410-87J30	15410-87J30
	DF20R, DF25, DF25R V2 (2006-11)
	DF40, DF50X-K10 (1999-10)
	DF60, DF70W-K9 (1998-09)
	DF90, DF100, DF115 K1-K11 (2001-11)
	DF140 (2002-12)






REF	OEM
REC15410-96J00	15410-96J00
	DF150T-Z, DF175T-Z (2006-13)
	DF150T (G)Z, DF175T (G)Z (2014)



REF			
GS30435	6, 8, 10 mm	metal + cristal metal + crystal metallo + cristallo métal + verre	1



**GOLDENSHIP**

REF	OEM			
REC40145	40145	1/4"	1/4"	plástico
REC40155	40155	5/16"	5/16"	plastic
REC40165	40165	3/8"	3/8"	plástica
REC40135	40135	5/16"	3/8"	plastique




REF	OEM
REC15410-87J10	15410-87J10
	DF25, DF30Y-K6 (2000-06)
	DF40, DF50X-K10 (1999-10)
	DF60, DF70W-K9 (1998-09)
	DF90, DF100, DF115K1-K11 (2001-11)
	DF140 (2002-11)



REF	OEM
REC65L-24563-00	15412-93J00

DF200, DF225, DF250 (2004-11)  
DF300T-Z (2007-11)





REF	OEM	
PAF15-07080000	15410-94400	15 - 60 hp

DT9.9K, DT15K-G-Y (1986-00)  
DT25C, DT30C-K-Y (1989-00)  
DT20, DT25, DT30G-Y (1986-00)  
DT55, DT65J-X (1988-99)  
DT40C-W-G-X (1986-99)  
DT5, DT6, DT8G-Y (1986-00)



REF	OEM
REC15410-98500	15410-98500

 DF4, DF5, DF6 (2002-14)  
 DF8A, DFAR, DF9.9A, DF9.9AR (2010+)  
 DF9.9, DF15T-K3 (1996-03)  
 DF9.9, DF15 (R) (2004-12)  
 DF40, DF50X-K10 (1999-10)  
 DF60, DF70W-K9 (1998-09)  
 DF150T-Z, DF175T-Z (2006-11)



REF	OEM
REC15412-92J00	15412-92J00

 DF100A, DF115, DF140A (2013+)  
 DF150, DF175, DF200 A/AP/AT (2015+)  
 DF70A, DF80A, DF0A, DF100B (2018+)





REF	OEM
REC90794-46868	65910-98J00

 DF8 --> DF300  
 DT9.9 40HP



REF	OEM
REC69J-24501-10	15643-93J00

 DF200, DF225, DF250 (2004+)  
 DF250AP, DF300AP (2013+)  
 DF300T/Z (2007-11)  
 DF300AP (2012)





REF	OEM
REC15410-88L00	15410-88L00

 DF40A, DF50A, DF60A (2010+)





REF	OEM
REC15412-93J10	15412-93J10

 DF200, DF225, DF250 (2004+)  
 DF250AP, DF300AP (2015+)  
 DF300T/F (2004-11)  
 DF350A, DF325A (2018+)





REF	OEM
REC15410-93J00	15410-93J00

 DF200, DF225, DF250 (2004-11)  
 DF300T/Z (2007-11)



REF	OEM
REC16910-GB2-005	15410-94350


 DT40C-W-G-X (1986-99)  
 DT40WK1-K4 (2001-04)  
 DT5Y (1998-02)  
 DT9.9, DT15K1-K4 (2001-04)  
 DT9.9K, DT15KG-Y (1986-00)




**FILTRO COMBUSTIBLE ALTA PRESION**

**HIGH PRESSURE FUEL FILTER**

REF	OEM
REC15410-87J00	15410-87J10

 DF40, DF50X-K10 (1999-10)



**FILTRO BENZINA ALTA PRESSIONE**


**FILTRE À ESSENCE HAUTE PRESION**


REF	OEM
REC15440-96J00	15440-96J00

 DF150T/Z, DF175T/Z (2006-11)





REF	OEM
REC15440-87L10	15440-87L10

 DF70A, DF80A, DF90A (2009-12)



REF	OEM
REC15440-90J00	15440-90J00

 DF90, DF100, DF115 (2002-11)  
 DF140 (2002-12)





REF	OEM
REC15440-96J01	15440-96J01

 DF150, DF175, DF200 A/P (2015+)  
 DF150, DF175, DF200 G/Z/AT (2006+)




REF	OEM
REC15440-93J00	15440-93J00

 DF200, DF225, DF250 (2004-18)  
 DF250AP, DF300AP (2012+)  
 DF300T/Z (2007-11)



REF	OEM
REC15440-99E01	15440-99E01 15440-99E00

DF60, DF70W-K9 (1998-09)





**new**

**FILTRO DE ACEITE OIL FILTER FILTRO OLIO FILTRE À HUILE**

REF	OEM
REC16510-05240	16510-45H10 16510-05240


DF8A-AR, DF9.9A-AR (2010+)  
DF9.9, DF15T-K3 (1996-03)  
DF9.9, DF115(R) (2004-11)  
DF9.9B, DF15A, DF20A (2013)  
DF15 (2012)

REF	OEM
REC09280-54001	09280-54001 09280-56001

REF	OEM
REC16510-87J00	16510-87J00 16510-87JL0

DF20R, DF25-R-V2 (2006-11)  
DF25, DF30Y-K6 (2000-06)  
DF40, DF50X-K10 (1999-10)  
DF40A, DF50A, DF60A (2010+)  
DF60, DF70W-K9 (1998-09)




REF	OEM
REC16510-82703	16510-82703 16510-92J00 16510-81420

DF140 (2002-12)  
DF115WT, DF140WT-K3 (2003)




REF	OEM
REC16510-90J00	16510-90J00 16510-61A30 16510-61A31 16510-61A01 16510-61A20-MHL 16510-61A21-MHL

DF70A, DF80A, DF90A (2009-11)  
DF90, DF100, DF115 K1-K11 (2001-11)  
DF115WT, DF140WT-K3 (2001-11)



REF	OEM
REC16510-96J00	16510-96J00
REC16510-93J00	16510-96J10

DF150T-Z, DF175T-Z (G) (2006+)  
DF150AP, DF175AP, DF200AP (2018+)  
DF150AT, DF175AT, DF200AT (2019)  
DF200, DF225, DF250 (2004+)  
DF200A (2015+)  
DF300AP (2012+)  
DF300T-Z (2007-11)  
DF350A, DF325A (2018+)



REC16510-93J00 CAMBIA | CHANGE | CAMBIA | CHANGE --> REC16510-96J00

**GUÍA FILTROS DE ACEITE OIL FILTER GUIDE GUIDA FILTRO OLIO GUIDE FILTRE À HUILE**

REF	REF
DF9.9, 9.9TH, 9.9A, 9.9B, 15, 15A, 20A	1996+ REC16510-05240
DF25, 25V Twin, 25A, 30, 30A	REC16510-87J00
DF40, 40A, 50, 50A, 60, 60A, 70	REC16510-87J00
DF70A, 90A	2009+ REC16510-90J00
DF90, 115	REC16510-90J00

REF	REF
DF115A, DF140A	REC16510-90J00
DF140	REC16510-82703
DF150, 175, 200A	REC16510-96J00 REC16510-93J00
DF200, 225, 250, 300, 350	REC16510-96J00 REC16510-93J00

**JUNTA TAPÓN DE CÁRTER OIL DRAIN PLUG GASKET GUARNIZIONE, TAPO COPPA L'OLIO JOINT DE VIDANGE**

REF	OEM
REC09168-12012	09168-12012

DF25 --> DF350



**new**

REF	OEM
REC09168-12017	09168-12017

DF4 --> DF30



**new**





ACEITE



OIL

OLIO

HUILES

REF			
REC2TU6	1 L	6	2 STROKES
REC2TU3	5 L	3	TC-W3
REC5W40U6	1 L	6	SAE 5W40
REC5W40U3	5 L	3	
REC10W30U6	1 L	6	SAE 10W30
REC10W30U3	5 L	3	
REC10W40U6	990CO-01E30-GLN 990CO-10W40-1GL	1 L	6
REC10W40U3	990CO-10W40-GAL 990CO-10W40-GLN	5 L	3
REC25W40U3		5 L	3 SAE 25W40
REC80W90U3		5 L	3 SAE 80W90
REC80W90U6	990A0-01E81-01Q	1 L	6 SAE 80W90



REF			
RM92-858026QB1U6	1 L	6	2 STROKES
RM92-858027QB1U3	3,8 L	3	
RM92-8M0086220U6	1 L	6	SAE 10W30
RM92-8M0086221U3	4 L	3	



RM92-858026QB1U6 RM92-858027QB1U3 RM92-8M0086220U6 RM92-8M0086221U3

BOMBA DE COMBUSTIBLE

FUEL PUMP

POMPA BENZINA

POMPE À ESSENCE

BOMBA DE COMBUSTIBLE MECANICA


FUEL PUMP MECHANICAL

POMPA BENZINA MECCANICA

POMPE À ESSENCE MECANIQUE


REF	OEM	2T STROKES	4T STROKES
PAF4-04090000	15100-91J00 15100-91J01 15100-91J02		✓

DF4, DF5, DF6 (2002+)



REF	OEM	2T STROKES	4T STROKES
REC692-24410-00	15100-94311 15100-94301 15100-94303 15100-94310		✓

DT20, DT25, DT30G-Y (1986-00)  
DT25C, T30C K-Y (1989-00)  
DT40C-W G-X (1986-99)  
DT55, DT65 J-X (1988-99)  
DT8, D9.9C J-V (1988-99)  
DT25, DT30 K1-K2 (2001-02)  
DT40W K1-K4 (2001-04)



BOMBA DE COMBUSTIBLE ELECTRICA


FUEL PUMP ELECTRIC

POMPA BENZINA ELETTRICA

POMPE À ESSENCE ELECTRIQUE


REF	OEM	2T STROKES	4T STROKES
REC63P-13907-03	15200-90J00 15200-92J00 15200-93J01		✓

DF70A, DF80A, DF90A (2009-12)  
DF90, DF100, DF115 (2001-11)  
DF140 (2002-12)  
DF100A, DF115A (2013)  
DF100A, DF115A, DF140A (2014+)  
DF140A (2013)  
DF7A, DF80A, DF90A (2014+)  
DF200, DF225, DF250 (2004+)



REF	OEM	2T STROKES	4T STROKES
REC15200-96J00	15200-96J00		

DF150, DF175T/Z (G) (2014)  
DF150, DF175T/Z (2006-13)  
DF200A (2015)



**KITS  
MEMBRANAS Y JUNTAS**

**DIAPHRAGMS & GASKETS  
SETS**

**KIT  
MEMBRANA E GUARNIZIONI**

**KIT  
MEMBRANES ET JOINTS**

REF	OEM
REC15170-93911	15170-93920

DT9.9K, DT15K-G-Y (1986-00)  
DT9.9, DT15K1-K4 (2001-04)  
DT8, DT9.9C-J-V (1988-97)  
DT15C (1989-97)

REF	OEM
REC15170-98110	15170-98110

DT4, J4, DT5Y (1988-00)  
DT4 K1 (2001)  
DT5Y (1998-02)  
DT5, DT6, DT8G-Y (1986-00)  
DT6, DT8Y-K2 (2000-02)

REF	OEM
REC15170-94320	15170-94320

DT20, DT25, DT30G-Y (1986-00)  
DT25, DT30 K1-K2 (2001-02)  
DT25C, DT30C K-Y (1989-00)  
DT40C-W-G-X (1986-99)  
DT40W-K1-K4 (2001-04)  
DT55, DT65J-X (1988-99)

REF	OEM
REC15170-91J00	15170-91J00

DF4, DF5, DF6 (2002-11)

REF	OEM
REC15170-94J00	15170-94J00

DF8A, DF8AR, DF9.9A, DF9.9AR (2010-11)  
DF9.9, DF15 (R) (2004-11)

REF	OEM
REC15170-99E00	15170-99E00

DF9.9, DF15R-K3 (1996-03)  
DF25, DF30Y K6 (2000-06)  
DF40, DF50Z-K10 (1999-10)  
DF60, DF70W-K9 (1998-09)

**JUNTAS VST**

**VST GASKETS**

**GUARNIZIONE VST**

**JOINTS VST**

REF	OEM
REC15626-99E00	15626-99E00 15643-99E00

DF40, DF50 X-K10 (1999-10)  
DF60, DF70 W-K9 (1998-09)

**new**

REF	OEM
REC15626-90J00	15626-90J00

DF70A, DF80A, DF90A (2009-12)  
DF90, DF100, DF115 (2001-11)  
DF140 (2002-12)  
14002F  
14002Z

**new**

**INYECTORES**

**INJEKTOR**

**INIETTORE**

**INJECTEURS**

**INYECTOR**

**INJEKTOR**

**INIETTORE**

**INJECTEUR**

REF	OEM
REC15710-66D00	15710-66D00

**new**

REF	OEM
REC15710-87L00	15710-87L00

**new**

REF	OEM
REC15710-65D00	15710-65D00

**new**

REF	OEM
REC15710-89L00	15710-89L00 15710-50M00


**new**

REF	OEM
REC15710-87J00	15710-87J00



**new**

REF	OEM
REC15710-82M00	15710-82M00



**new**

REF	OEM
REC15710-99E00	15710-99E00



**new**

REF	OEM
REC15710-85K00	15710-85K00



**new**

REF	OEM
REC15710-96J00	15710-96J00



**new**

REF	OEM
REC15710-82K50	15710-82K50



**new**

REF	OEM
REC15710-93J00	15710-93J00



**new**



**P 37**

REF  
STA93008  
STA93016



**P 38**

REF  
GE22207

**GUÍA INYECTORES Y SENSORES**

**GUIDE INJECTORS & SENDERS**

**GUIDA INIETTORI E SENSORI**

**GUIDE INJECTEURS ET SONDÉS**

		MAP	IAC VALVE
DF9.9B	2013+	REC15710-89L00	REC18590-58M00
DF15A	2013+	REC15710-89L00	REC18590-58M00
DF20A	2013+	REC15710-89L00	REC18590-58M00
DF25A	2015+	REC15710-82M00	REC18590-58M00
DF30A	2015+	REC15710-82M00	REC18590-58M00
DF40	1999-10	REC15710-87J00	
DF40A	2010+	REC15710-85K00	REC18137-88L01
DF50	1999-01	REC15710-87J00	
DF50A	2010+	REC15710-85K00	REC18137-88L01
DF60 (S/N 971543-)	1998-09	REC15710-99E00	
DF60 (S/N 971544+)	1998-09	REC15710-66D00	
DF60A	2010+	REC15710-85K00	REC18137-88L01
DF70 (S/N 971543-)	1998-09	REC15710-99E00	
DF70 (S/N 971544+)	1998-09	REC15710-66D00	
DF70A	2009-11	REC15710-87L00	REC18590-68H00 REC18137-87L01
DF70A	2012+	REC15710-82K50	REC18590-68H00 REC18137-87L01
DF80A	2009-11	REC15710-87L00	REC18590-68H00 REC18137-87L01
DF80A	2012+	REC15710-82K50	REC18590-68H00 REC18137-87L01
DF90	2001-07	REC15710-65D00	REC18590-68H00
DF90A	2009-11	REC15710-87L00	REC18590-68H00 REC18137-87L01
DF90A	2012+	REC15710-82K50	REC18590-68H00 REC18137-87L01
DF100	2001-07	REC15710-65D00	REC18590-68H00
DF115	2001-07	REC15710-65D00	REC18590-68H00
DF90	2008-11	REC15710-65D00	REC18590-72F21
DF100	2008-11	REC15710-65D00	REC18590-72F21
DF100A	2013+	REC15710-82K50	REC18590-68H00
DF115WT	2003-07	REC15710-65D00	REC18590-72F21

		MAP	IAC VALVE
DF115WT	2008+	REC15710-65D00	REC18590-68H00
DF115	2008-11	REC15710-65D00	REC18590-72F21
DF115A	2013+	REC15710-82K50	REC18590-68H00
DF140A	2002-12	REC15710-65D00	REC18590-68H00
DF140WT K3	2003-07	REC15710-65D00	REC18590-72F21
DF140WT K3	2008+	REC15710-65D00	REC18590-68H00
DF140A	2013+	REC15710-82K50	REC18590-68H00
DF150T/Z	2006-12	REC15710-96J00	REC18590-68H00 REC18137-52D00
DF150 T/Z (G)	2013+	REC15710-96J00	REC18590-68H00 REC18137-93J00
DF150AP	2017+	REC15710-96J00	REC18590-68H00
DF150AT	2019	REC15710-96J00	REC18590-68H00 REC18137-93J00
DF175T/Z	2006-12	REC15710-96J00	REC18590-68H00 REC18137-52D00
DF175 T/Z (G)	2013+	REC15710-96J00	REC18590-68H00 REC18137-93J00
DF175AP	2017+	REC15710-96J00	REC18590-68H00
DF175AT	2019	REC15710-96J00	REC18590-68H00 REC18137-93J00
DF200	2004-12	REC15710-96J00	REC18590-68H00 REC18137-52D00
DF200	2014+	REC15710-93J00	REC18590-68H00 REC18137-93J00
DF200A	2015-17	REC15710-96J00	REC18590-68H00 REC18137-93J00
DF200AP	2015+	REC15710-96J00	REC18590-68H00
DF200AT/AZ	2018+	REC15710-96J00	REC18590-68H00 REC18137-93J00
DF225	2004-12	REC15710-96J00	REC18590-68H00 REC18137-52D00
DF225	2014+	REC15710-93J00	REC18590-68H00 REC18137-93J00
DF250AP	2013-18	REC15710-96J00	REC18590-68H00
DF250	2004-12	REC15710-96J00	REC18590-68H00 REC18137-52D00
DF250	2014+	REC15710-93J00	REC18590-68H00 REC18137-93J00
DF300T/Z	2007-11	REC15710-96J00	REC18590-68H00
DF300AP	2012-18	REC15710-96J00	REC18590-68H00
DF325A	2018+		REC18590-68H00
DF350A	2018+		REC18590-68H00






REF  
GEGC15


**CARBURADOR      CARBURATOR      CARBURATORE      CARBURATEUR**

**CARBURADOR COMPLETO      FULL CARBURATOR      CARBURATORE COMPLETO      CARBURATEUR COMPLET**

REF	OEM
REC13200-91J70	13200-91J70
DF4, DF5, DF6 (2002-11)	




REF	OEM
REC13200-91D21	13200-91D21 13200-91D20
DT9.9, DT15 K1-K4 (2001-04) DT9.9K, DT15KG-Y (1986-00)	




**KITS CARBURADORES      CARBURETOR KITS      KIT CARBURATORI      KIT CARBURATEUR**


REF	OEM
REC13910-87D00	13910-87D00
V6 MODELS (2T/STROKE)	




REF	OEM
REC13910-94701	13910-94701
DT55 DT75 DT115	



REF	OEM
REC13910-94400	13910-94400
DT40 DT65 DT85 DT140	




REF	OEM
REC13910-89J01	13910-89J01
DF25 (EXC V-TWIN)	



**BOYAS      FLOATS      GALLEGGIANTE      FLOTTEUR DE CARBURATEUR**

REF	OEM
REC13250-95D01	13250-95D01
DF9.9, DF15 T-K3 (1996-03) DF9.9, DF15(R) (2004-11) DT25C, DT30C K-Y (1989-00)	



SUZUKI

RECAMBIO  
MARINOS



# SISTEMA ELÉCTRICO ELECTRIC SYSTEM

# SISTEMA ELETTRICO SYSTEME ELECTRIQUE

## SENSORES

## SENSORS

## SENSORE

## CAPTEURS

### SENSOR MAP

### MAP SENSOR

### SENSORE MAP

### CAPTEUR MAP

REF	OEM
REC18590-68H00	18590-68H00




**new**

REF	OEM
REC18590-58M00	18590-58M00

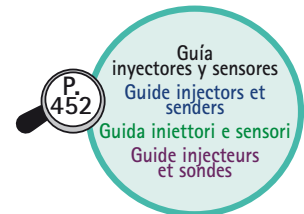


**new**

REF	OEM
REC18590-72F21	18590-72F21



**new**




### SENSOR IAC

### IAC SENSOR

### SENSORE IAC

### CAPTEUR IAC


REF	OEM
REC18137-93J00	18137-93J00
REC18137-52D00	18137-52D00
REC18137-88L01	18137-88L01
REC18137-87L01	18137-87L01



**new**

REF	OEM
REC13650-52G00	13650-52G00


DF9.9 --> DF350



**new**

REF	OEM
REC13650-56B00	13650-56B00

DF60, DF70W-K9 (1998-09)



**new**

### SENSOR CMP


### CMP SENSOR

### SENSORE CMP

### CAPTEUR CMP

REF	OEM
REC33220-76G02	33220-76G00 33220-76G01 33220-76G02


DF40, DF50X-K10 (1999-10)  
DF90, DF100, DF115 (2001-11)  
DF140 (2002-12)  
DF115, DF140WT (2003)



**new**

REF	OEM
REC33220-58J20	33220-58J20

DF150, DF175 (G)Z/T (2014)  
DF150, DF175T/Z (2006-13)  
DF40A, DF50A, DF60A (2009-12)  
DF70A, DF80A, DF90A (2012)



**new**

# BOBINAS

# COILS

# BOBINE

# BOBINES


## BOBINA

## COIL

## BOBINA


## BOBINE


REF	OEM
REC33410-94400-000	33410-94400-000 33410-93E10

 DF9.9, DF15T -K3 (1996-03)  
 DF9.9, DF15(R)' (2004-10)  
 DT40C-W-G-X (1986-99)  
 DT40W-K1-K4 (2001-04)




REF	OEM
REC32140-94400	32140-94400

 DT40C-WG-X (1986-99)  
 DT40W K1-K4 (2001-04)




REF	OEM
REC32900-96340	32900-96340

 DT20, DT25, DT30G-Y (1986-00)



REF	OEM
REC32140-96310	32140-96310

 DT20, DT25, DT30G-Y (1986-00)  
 DT25, DT30 K1-K2 (2001-02)



REF	OEM
REC32900-93903	32900-93903 32900-93902

 DT9.9K, DT15G-Y (1986-00)



REF	OEM
REC32140-93900	32140-93900

 DT9.9, DT15K1-K4 (2001-04)  
 DT9.9K, DT15K-G-Y (1986-00)




## REGULADOR-BOBINA

## REGULATOR-COIL

## REGOLATORE-BOBINA

## REGULATEUR-BOBINE

REF	OEM
REC32900-94480	32900-94401 32900-94421 32900-94480

 DT40C-W-X-G (1986-99)



# BUJÍAS

# SPARK

# CANDELE

# BOUGIES



4T STROKES	REF NGK	RO / OEM
DF2.5, DF6	NGKCR6HSA	09482-00406
DF4, DF6	2003-10 NGKBPR6ES	09482-00299
DF4, DF6	2011+ NGKCPR6EA-9	09482-00L04
DF9.9A	NGKCR6E	09482-00528
DF9.9, DF15	2004- NGKDCPR6E	09482-00446
DF9.9, DF15	2004-10 NGKBKR6E	09482-00427
DF9.9, DF15	2010+ NGKCPR6EA-9	09482-00L04
DF25A, DF30A	NGKDCPR6E	09482-00446
DF25 V-TWIN	NGKBKR6E	09482-00427
DF40, DF50	NGKDCPR6E	09482-00446

4T STROKES	REF NGK	RO / OEM
DF60, DF70	NGKBPR6ES	09482-00299
DF40A, DF50A, DF60A	NGKDCPR6E	09482-00446
DF70A, DF90A	NGKDCPR6E	09482-00446
DF90, DF115, DF140	NGKBKR6E	09482-00427
DF150, DF175	NGKBKR6E	09482-00427
DF200A, DF200AP	NGKLR6E	09482-00649
DF200, DF225, DF250	NGKBKR6E	09482-00427
DF200SS	NGKBKR6E	09482-00427
DF300	NGKBKR6E	09482-00427





2T STROKES	REF NGK	2T STROKES	REF NGK	2T STROKES	REF NGK
DT2	1986-90	NGKBR4HS	DT30	1983-85	NGKBR7HS-10
DT2	1991-99	NGKBR5HS	DT30C	1988-00	NGKBR7HS-10
DT2.2	1992	NGKBR5HS	DT30E	1983	NGKBR7HS-10
DT4	1988-92	NGKBP5HS	DT40	-1983	NGKB8HS
DT4	1993-01	NGKBP5HS	DT40C	1986-99	NGKB8HS-10
DT4.5		NGKBR6HS	DT40C/CR/TC	1998	NGKB8HS-10
DT4L/S	1994	NGKBP5HS	DT40W	1995	NGKB7HS-10
DT4L/S	-1993	NGKBP5HS	DT40WK	1998	NGKB7HS-10
DT5	1986-92	NGKBP6HS	DT40WK	-1997	NGKB7HS
DT5	1993-94	NGKBP6HS	DT48M	2001	NGKB8HS-10
DT5	1995-00	NGKBR6HS	DT48M	-2000	NGKB8HS
DT5W	1986-92	NGKBR6HS	DT50	1979-83	NGKB8HS
DT5Y	1998-01	NGKBP7HS-10	DT50	-1978	NGKB7HS
DT6	1986-92	NGKB6HS-10	DT50	1984-89	NGKB8HS-10
DT6	1993-02	NGKBR6HS	DT50ACR	1994-96	NGKB8HS-10
DT6	-1985	NGKB6HS	DT50ACR	1993	NGKBR8HS
DT6	1995-99	NGKBR6HS-10	DT50C	1984-00	NGKB8HS-10
DT6S/5PS	-1992	NGKB6HS	DT50K		NGKB7HS
DT7.5		NGKBR6HS	DT50M/DT50	1986-89	NGKB8HS-10
DT8	1986-02	NGKBP6HS	DT50M/DT50	-1985	NGKB8HS
DT8C	1988-97	NGKBR6HS-10	DT50M/DT50	2001	NGKBR8HS-10
DT9		NGKB6HS-10	DT55C	1988-98	NGKBR8HS-10
DT9.9	1986-99	NGKBR7HS-10	DT55M/MQ	-2000	NGKB8HS
DT9.9	1977-78	NGKB7HS	DT55M/MQ	2001	NGKBR8HS-10
DT9.9	1879-84	NGKBR6HS	DT55TC/CRQ	1998	NGKBR8HS-10
DT9.9	1976	NGKB6HS	DT60		NGKB8HS-10
DT9.9C	1988-97	NGKBR6HS-10	DT60C	2001	NGKBR8HS-10
DT9.9E	1982	NGKB6HS	DT60C	1986-87	NGKB8HS-10
DT9.9E	1984	NGKB7HS	DT65/T	-1983	NGKBR8HS
DT9.9E	1983	NGKBR7HS-10	DT65C	1988-99	NGKBR8HS-10
DT9.9K	1985-86	NGKB6HS	DT65TC	1994-95	NGKBR8HS-10
DT9.9K	-1985	NGKBR6HS	DT75/85	1990-92	NGKB8HS
DT9.9K	1986-90	NGKB6HS	DT75/85	1993-00	NGKBR8HS-10
DT9.9P	-1983	NGKBP6HS	DT75C	2001	NGKBR8HS-10
DT15	1986-02	NGKBR7HS-10	DT75C	1993-00	NGKB8HS
DT15C	1989-97	NGKBR7HS-10	DT75M	2001	NGKBR8HS-10
DT15K	-1985	NGKBR6HS	DT75M	-2000	NGKBR8HS
DT15K	1986	NGKB6HS	DT75TC	-2000	NGKB8HS
DT20	1997-00	NGKBR7HS-10	DT75TC	2001	NGKBR8HS-10
DT20/P	-1985	NGKBR7HS	DT85	-1992	NGKBR8HS
DT20/P	1986	NGKBR7HS-10	DT85C	2001	NGKBR8HS-10
DT20K	-1985	NGKBR7HS-10	DT85C	1993-00	NGKBR8HS
DT20K	1986-87	NGKB7HS-10	DT85C	-1992	NGKBR8HS
DT25	-1985	NGKBR7HS	DT85M	2001	NGKBR8HS-10
DT25	2000-01	NGKBR7HS-10	DT85M	-2000	NGKBR8HS
DT25C	1989-97	NGKBR7HS-10	DT85MQ	1995-96	NGKB8HS-10
DT25E	1983-85	NGKBP7HS-10	DT85Q	2001	NGKBR8HS-10
DT25E	-1982	NGKB7HS	DT85Q	-2000	NGKBR8HS
DT25E	1986	NGKBR7HS-10	DT85TC	-2000	NGKB8HS
DT25K	1986	NGKBR7HS-10	DT85TC	2001	NGKBR8HS-10
DT28/P/E		NGKB7HS	DT85W	2001	NGKB8HS-10
DT30	1986	NGKBR7HS-10	DT85W	-2000	NGKBR8HS
DT85WT	2001	NGKB8HS-10	DT85WT	1995-96	NGKB8HS-10
DT90TC	1996-97	NGKBR8HS	DT90	-2000	NGKBR8HCS-10
DT100	1990-95	NGKBR8HCS-10	DT90TC	1998	NGKBR8HS-10
DT100	2000	NGKBR8HCS-10	DT90TC	-1995	NGKBR8HCS-10
DT100TC	-1995	NGKBR8HCS-10	DT90TC	1998	NGKBR8HS-10
DT100TC	1998	NGKBR8HS	DT100	2001	NGKBR8HS-10
DT100TC	1996-97	NGKBR8HS	DT100	1996-00	NGKBR8HS-10
DT115	-1990	NGKB8HS	DT100	1990-95	NGKBR8HCS-10
DT115	1992	NGKBR8HCS-10	DT100	2000	NGKBR8HCS-10
DT115C	1991-93	NGKBR8HCS-10	DT100TC	-1995	NGKBR8HCS-10
DT115C	-1990	NGKB8HS	DT100TC	1998	NGKBR8HS-10
DT115C	2001	NGKBR8HS-10	DT100TC	1996-97	NGKBR8HS
DT115S	1996	NGKBR8HS-10	DT115	-1990	NGKB8HS
DT115TC	1996	NGKBR8HS-10	DT115	1992	NGKBR8HCS-10
DT115TC	-1988	NGKB8HS-10	DT115C	1991-93	NGKBR8HCS-10
DT115TC		NGKBR8HCS-10	DT115C	-1990	NGKB8HS
DT115TC (EFI)		NGKBR8HS-10	DT115C	2001	NGKBR8HS-10
DT140	1992	NGKBR8HS-10	DT115S	1996	NGKBR8HS-10
DT140	-1990	NGKB8HS	DT115TC	1996	NGKBR8HS-10
DT140	1996	NGKBR8HS-10	DT115TC	-1988	NGKB8HS-10
DT140C	1991-96	NGKBR8HCS-10	DT115TC		NGKBR8HCS-10
DT140C	-1990	NGKB8HS	DT115TC (EFI)		NGKBR8HS-10
DT140C	1997	NGKBR8HCS-10	DT140	1992	NGKBR8HS-10
DT140TC	-2000	NGKBR8HCS-10	DT1140	-1990	NGKB8HS
DT140TC	2001	NGKBR8HS-10	DT140	1996	NGKBR8HS-10
DT140TC	-2000	NGKBR8HCS-10	DT140C	1991-96	NGKBR8HCS-10
DT140TC		NGKBR8HS-10	DT140C	-1990	NGKB8HS
DT150	1987-02	NGKBR8HS-10	DT140C	1997	NGKBR8HCS-10
DT150G		NGKBR8HS-10	DT140TC	-2000	NGKBR8HCS-10
DT150S		NGKBR8HS-10	DT140TC	2001	NGKBR8HS-10
DT150SS		NGKBR8HS-10	DT140TC	-2000	NGKBR8HCS-10
DT150STC		NGKBR8HS-10	DT140TC		NGKBR8HS-10
DT150TC	1989	NGKBR8HS-10	DT150	1987-02	NGKBR8HS-10
DT150TC		NGKBR8HS-10	DT150G		NGKBR8HS-10
DT175	1989-02	NGKBR8HS-10	DT150S		NGKBR8HS-10
DT175TC	-1988	NGKB8HS-10	DT150SS		NGKBR8HS-10
DT175TC	1989	NGKBR8HS-10	DT150STC		NGKBR8HS-10
DT200	1989-02	NGKBR8HS-10	DT150TC	1989	NGKBR8HS-10
DT200G		NGKBR8HS-10	DT150TC		NGKBR8HS-10
DT200T		NGKBR8HS-10	DT175	1989-02	NGKBR8HS-10
DT200TC	1989	NGKBR8HS-10	DT175TC	-1988	NGKB8HS-10
DT200V		NGKBR8HS-10	DT175TC	1989	NGKBR8HS-10
DT225	1991-02	NGKBR8HS-10	DT200	1989-02	NGKBR8HS-10
DT225TC		NGKBR8HS-10	DT200G		NGKBR8HS-10
DT225TCL		NGKBR8HS	DT200T		NGKBR8HS-10
			DT200TC	1989	NGKBR8HS-10
			DT200V		NGKBR8HS-10
			DT225	1991-02	NGKBR8HS-10
			DT225TC		NGKBR8HS-10
			DT225TCL		NGKBR8HS

SUZUKI

RECAMBIOS MARINOS

2T STROKES	REF CHAMPION	
DT2	1977-96	CHAL90C
DT2.2	1997	CHAL90C
DT3.5	1979-84	CHAQL87YC
DT4	1985-98	CHAQL87YC
DT4.5	1977	CHAQL86C
DT5	1978-83	CHAQL87YC
DT5Y	1999-01	CHAQL82YC
DT6	1984-97	CHAQL87YC
DT6	1998-01	CHAQL87YC
DT7.5	1977-79	CHAQL86C
DT8	1980-87	CHAQL87YC
DT9	1977-79	CHAQL86C
DT9	1993	CHAQL86C
DT9.9C	1983-97	CHAQL82C
DT15	1983-88	CHAQL86C
DT15C	1989-97	CHAQL82C
T16	1977-82	CHAQL86C
DT20	1977-88	CHAQL82C
DT25C	1977-00	CHAQL82C
DT30C	1989	CHAQL82C
DT35	1989	CHAQL82C

2T STROKES	REF CHAMPION	
DT40	1980-98	CHAQL78C
DT50	1997-84	CHAQL78C
DT55	1985-97	CHAQL78C
DT60	1983-84	CHAQL78C
DT65	1978-97	CHAQL78C
DT75	1983-97	CHAQL78C
DT85	1979-97	CHAQL78C
DT85	1998	CHAQL78C
DT90 V4	1989-97	CHAQL78C
DT100 V4	1989-01	CHAQL78C
DT115 Carb	1981-97	CHAQL78C
DT115 EFI	1996-01	CHAQL78C
DT115S EFI	1998	CHAQL78C
DT140 Carb	1981-96	CHAQL78C
DT140 EFI	1997-01	CHAQL78C
DT150 V6 EFI	1986-94	CHAQL78C
DT175 V6	1991-93	CHAQL78C
DT200 EFI	1986	CHAQL78C
DT225 EFI	1991	CHAQL78C

4T STROKES	REF CHAMPION	
DF4	2003-04	CHARN9YC
DF6	2003-04	CHARN9YC
DF9.9	1997-04	CHARA8HC
DF15	1997-04	CHARA8HC
DF25	2000-04	CHARA8HC
DF30	2000-04	CHARA8HC
DF40	1999-04	CHARA8HC
DF50	1999-04	CHARA8HC
DF60	1998-04	CHARN9YC
DF70	1998-04	CHARN9YC
DF90	2001-04	CHARC9YC
DF115	2001-04	CHARC9YC
DF140	2002-04	CHARC9YC

REF  
CHAPROSUP  
49REF  
RECO04

# MOTORES DE ARRANQUE

# STARTERS

# MOTORINI AVVIAMENTO

# DEMARREURS

## MOTORES DE ARRANQUE

## STARTERS

## MOTORINI AVVIAMENTO

## DEMARREURS

REF	OEM	⚡	☀️	2T STROKES	4T STROKES
PH130-0006	31100-96310	12V	0.6 kw	9 CCW	✓
	31100-96311				
	31100-94400				
	31100-94401				
	31100-94402				
	31100-89J00				



DF9.9, DF15 (1996-11)  
DF25, DF30Y-K6 (2000-06)  
DF25A, DF30A (2015+)  
DT20, DT25, DT30G-Y (1986-00)  
DT25, DT30 (1998-00)  
DT40C-WG-X (1986-99)



REF	OEM	⚡	☀️	2T STROKES	4T STROKES
PH130-0060	31100-95600	12V	0.9 kW	8	✓
	31100-95601				
	31100-95310				
	31100-95312				
	31100-95313				
	31100-95521				



DT75-DT85Y-J (1988-00)



REF	OEM	⚡	☀️	2T STROKES	4T STROKES
PH130-0053	31100-94600	12V	0.9 kW	9 CCW	✓
	31100-94601				
	31100-94610				
	31100-94500				
	31100-94510				
	31100-94511				



DT115, DT140G-Y (1986-00)



REF	OEM	⚡	☀️	2T STROKES	4T STROKES
PH130-0052	31100-87000	12V	0.9 kW	8	✓
	31100-87D00				
	31100-87D10				
	31100-92E00				



DT90, DT100L - Y (1990-00)  
DT150, DT200, DT225W-K3 (1998-03)  
V6H-Y (1987-00)



REF	OEM	⚡	☀️	2T STROKES	4T STROKES
PH130-0007	31100-95240	12V	1 kW	9 CCW	✓
	31100-95242				
	31100-95243				
	31100-95243				



DT50 (1980-83)  
DT65 (1980-82)



REF	OEM	⚡	☀️	2T STROKES	4T STROKES
PH130-0077	31100-95J00	12V	9 CCW	✓	✓
	31100-95J01				
	31100-94J10				
	31100-94J20				
	31100-94J21				
	31100-94J22				



DF8A, DF9.9A (AR) (2010-16)  
DF9.9, DF15 (R) (2004-11)  
DF9.9B, DF15A, DF20A (2013)  
DF15 (2012)  
DF20R (2006-2011)  
DF25, DF25R-V2 (2006-11)  
DF40, DF50X-K10 (1999-10)  
DF40A, DF50A, DF60A (2010-18)



REF	OEM	⚡	☀️	2T STROKES	4T STROKES
PH130-0075	31100-94702	12V	1.4 kW	9	✓



DT55, DT65X-J (1988-99)



REF	OEM	⚡	☀️	2T STROKES	4T STROKES
PH130-0071	31100-90J00	12V	1.4 kW	9 CCW	✓
	31100-90J01				





DF90, DF100, DF115K1-K11 (2001-1)  
DF100A, DF115A, DF140A (2013+)  
DF140 (2002-12)  
DF140A (2013)







REF	OEM	⚡	☀️	2T STROKES	4T STROKES
PH130-0079	31100-87J00	12V	8	✓	✓
	31100-87J10				
	31100-87J11				
	31100-87500				

 DF40, DF50X-K10 (1999-10)  
 DF60, DF70W-K9 (1998-09)



REF	OEM	⚡	☀️	2T STROKES	4T STROKES
PH130-0078	31100-96J01	12V	9	✓	✓
	31100-96J00				
	31100-93J00				
	31100-98L00				
	31100-98L10				

 DF70A, DF80A, DF90A (2009+)  
 DF70A, DF80A, DF90A - 100B (2018+)  
 DF150AP, DF175AP, DF200AP (2018+)  
 DF150AT, DF175AT, DF200AT (2019)  
 DF150T/Z, DF175T/Z (2018)  
 DF150G/T/Z (2006+)  
 DF175G/T/Z (2006+)  
 DF200, DF225, DF250 (2004-12, 2019)  
 DF200AT/AZ (2018)  
 DF250AP, DF300AP (2018+)  
 DF300T/Z (2007-2011)  
 DF300AP (2012)  
 DF350, DF325A (2018+)




**SOLENOIDE PARA MOTOR DE ARRANQUE**

**SOLENOID FOR STARTERS**


**SOLENOIDE PER MOTORINI AVVIAMENTO**

**SOLENOIDE POUR DEMARREUR**

REF	OEM
REC89-825096T01	38410-94552
	38410-89J00
	38410-94550
	38410-94551
	31800-94400
	31800-94401

 DT40C-W G-X (1986-99)  
 DT55, DT65 J-X (1988-99)  
 DT75, DT85 J-Y (1988-00)  
 DF25, DF30 Y-K6 (200-06)  
 DT90, DT100L-Y (1990-00)  
 V6 H-Y (1987-00)  
 DT115, DT140G-Y (1986-00)

DT150, DT200, DT225W-K3 (1998-03)  
 DF40, DF50 X-K10 (1999-10)  
 DF115WT, DF140WT K3 (2003)  
 DF90, DF100, DF115 (2001-11)  
 DF60, DF70 W-K9 (1998-09)  
 DF140 (2002-11)



**new**


**LLAVES DE ARRANQUE**

**IGNITION STARTER SWITCH**

**CHIAVI DI ACCENSIONE**

**CONTACTEUR A CLÉ**

REF	OEM	2T STROKES	4T STROKES
REC37110-99E00	37110-99E00	✓	✓




**REGULADORES Y RECTIFICADORES**


**REGULATOR AND RECTIFIERS**

**REGOLATORI E RADDRIZZATORI**


**REGULATEURS ET RECTIFIEURS**


REF	OEM
REC32800-95D01	32800-95D01
	32800-95D00
	32800-95720

 DF9.9 / DF15 (1996-11)  
 DT4-DT140 (1986-04)  
 V6 H-Y (1987-00)




REF	OEM
REC32800-94620	32800-94620
	92800-94610

 DT115, DT140



**new**

REF	OEM
REC32800-94J11	32800-94J11
	32800-94J10

 DF9.9B, DF15A, DF20A



**new**

REF	OEM
REC32800-38F10	32800-38F10


 DF40, DF50X-K10



**new**

**new**


REF	OEM
REC32800-99J00	32800-99J00



**new**

REF	OEM
REC32800-88L00	32800-88L00


DF40A, DF50A, DF60A



**new**

REF	OEM
REC32800-89L01	32800-89L01 32800-89L00

DF9.9B, DF15A, DF20A



**new**

REF	OEM
REC32800-87L00	32800-87L00

DF70A, DF80A, DF90A, DF100B



**new**

REF	OEM
REC32800-89J00	32800-89J00

DF25, DF30 Y-K6



**new**

REF	OEM
REC32800-87J10	32800-87J10


DF40, DF50X-K10



**new**

REF	OEM
REC32800-89J11	32800-89J10 32800-89J11


DF25, DF30 Y-K6



**new**

REF	OEM
REC32800-92E20	32800-92E20

DT150, DT200, DT225 W-K3



**new**

REF	OEM
REC32800-93J03	32800-93J03 32800-93J02 32800-93J01

DF200, DF225, DF250



**new**

REF	OEM
REC32800-98J01	32800-98J01

DF250AP, DF300AP (2012+)  
DF300T/Z (2007-11)



**GUÍA REGULADORES Y RECTIFICADORES**

**REGULATORS AND RECTIFIERS GUIDE**

**GUIDA REGOLATORE E RETTIFICATORE**

**GUIDE REGULATEURS ET RECTIFIEURS**

	REF	
DF9.9B, DF15A, DF20A	REC32800-94J11	2013 +
DF9.9B, DF15A, DF20A	REC32800-89L01	2013 +
DF25, DF30 Y-K6	REC32800-89J00	2000-06
DF25, DF30 Y-K6	REC32800-89J11	2000-06
DF25A, DF30A	REC32800-88L00	2015-17
DF40, DF50X-K10	REC32800-38F10	1999-10
DF40, DF50X-K10	REC32800-87J10	1999-10
DF40A, DF50A, DF60A	REC32800-88L00	2010-17
DF60, DF70 W-K9	REC32800-92E20	1998-09

	REF	
DF70A, DF80A, DF90A, DF100B	REC32800-87L00	2009 +
DF200, DF225, DF250	REC32800-93J03	2004 +
DF250AP, DF300AP	REC32800-98J01	2012+
DF300T/Z	REC32800-98J01	2007-11
DT4, DT5	REC32800-95D01	1998-01
DT15, DT20, DT25, DT30, DT40	REC32800-95D01	1986-02
DT115, DT140	REC32800-95D01	1986-00
DT115, DT140	REC32800-94620	1986-00
DT150, DT200, DT225 W-K3	REC32800-92E20	1998-03

RELÉ

RELAY

RELE

RELAIS

RELÉ ECM

ECM RELAY

RELE ECM

RELAIS ECM

REF	OEM	12V	4T STROKES
REC38860-76F01	38860-76F01	12V	✓

DF8 --> DF350

CDI Y CAJAS NEGRAS

CDI & POWER PACK

CDI E CENTRALINA

CDI ET BOITIER ELECTRONIQUE

REF	OEM
REC32900-93910	32900-93911

DT9.9K, DT15K-G-Y (1986-00)

REF	OEM
REC32900-96371	32900-96371 32900-96350 32900-96370

DT20, DT25, DT30G-Y (1986-00)  
DT25, DT30K1-K2 (2001-02)

REF	OEM
REC32900-94460	32900-94460 32900-94470

DT40C-W-G-X (1986-99)  
DT40WK1-K4 (2001-04)

DESCONECTORES DE SEGURIDAD

CUT OFF SWITCHES

CHIAVETTA DI SICUREZZA

COUPE CIRCUIT DE SECURITE

REF	OEM
REC37800-93954	37800-93954 37800-93953

DT2, DT2.2G-Y (1986-00)  
DT20, DT25, DT30G-Y (1986-00)  
DT25, DT30K1-K2 (2001-02)  
DT40G-X-W-C (1986-99)  
DT9.9, DT15K1-K5 (2001-04)  
DT9.9K, DT15K-G-Y (1986-00)

REF	OEM
REC37820-92E03	37820-92E00

DT4, DT140HP  
DF9.9, DF140 HP  
V6H-Y

REF	OEM
REC37830-89E03	37830-95000 37830-89E02

DT15C (1989-97)  
DT9.9, DT15K1-K4 (1986-00)  
DT4, J4, DT5Y (1988-97)  
DT5Y (1998-02)  
DT5, DT6, DT8Y-G (1986-00)  
DT6, DT8Y-K2 (2000-02)  
DT8, DT9.9C-J-V (1988-97)  
DT9.9K, DT15K-G-Y (1986-00)  
DT75, DT85Y-J (1988-00)





KITS	KITS	KIT	KITS												
Interruptor de encendido para todo tipo de motores fueraborda o intraborda	Emergency and stop switch for inboard or outboards.	Interruttore di accensione per tutti i tipi di motori fuoribordo o entro bordo.	Coupe circuit de sécurité pour moteur inboard ou hors-bord												
<table border="1"> <tr> <th>REF KIT</th> <th>CUERDA WIRE CORDA CORDON</th> <th></th> </tr> <tr> <td>REC40970</td> <td>REC40990</td> <td>1</td> </tr> </table> 	REF KIT	CUERDA WIRE CORDA CORDON		REC40970	REC40990	1		<table border="1"> <tr> <th>REF KIT</th> <th>CUERDA WIRE CORDA CORDON</th> <th></th> </tr> <tr> <td>GS11290</td> <td>GS11291</td> <td>1</td> </tr> </table> 	REF KIT	CUERDA WIRE CORDA CORDON		GS11290	GS11291	1	
REF KIT	CUERDA WIRE CORDA CORDON														
REC40970	REC40990	1													
REF KIT	CUERDA WIRE CORDA CORDON														
GS11290	GS11291	1													
<table border="1"> <tr> <th>REF KIT</th> <th></th> </tr> <tr> <td>GS11292</td> <td>1</td> </tr> </table> 	REF KIT		GS11292	1		<table border="1"> <tr> <th>REF</th> <th></th> </tr> <tr> <td>GS11294</td> <td>1</td> </tr> </table> 	REF		GS11294	1					
REF KIT															
GS11292	1														
REF															
GS11294	1														

## TRIM, TILT & POWER TRIM

INSTALACIÓN ELÉCTRICA	WIRING HARNESS	INSTALLAZIONE ELETTRICA	INSTALLATION ELECTRIQUE		
KIT CONVERSIÓN Sustituye de 2 a 3 cables.	CONVERSION KIT Converts 3-wire Tilt and Trim motors to 2-Wire design	KIT CONVERSIONE Sustituisce da 2 a 3 cavi.	KIT DE CONVERSION. Passe un faisceau de 2 à 3 fils.		
<table border="1"> <tr> <th>REF</th> </tr> <tr> <td>PH200-WH01</td> </tr> </table> 	REF	PH200-WH01			
REF					
PH200-WH01					

TRIM COMPLETO	COMPLETE TRIM ASSEMBLY	MOTORINO TRIM COMPLETO	MOTEUR DE TRIM														
Motor de Trim para modelos antiguos. Motor de 3 cables, para 2 cables instalar PH200-WH01.	Trim for old models. Trim with 3 wires, for convert to 3 wires, it needs PH200-WH01.	Trim per modelli vecchio. Trim con 3 cavi, per 2 cavi installare PH200-WH01	Pompe de Trim ancien modèle, avec faisceau 3 fils, pour les faisceaux à 2 fils il faut installer le kit PH200-WH01.														
<table border="1"> <tr> <th>REF</th> <th>OEM</th> <th>⚡</th> <th>⚡</th> <th>⚡</th> <th>2T STROKES</th> <th>4T STROKES</th> </tr> <tr> <td>PH200-T027</td> <td>48500-95550-OED 48500-95680-OED</td> <td></td> <td></td> <td>✓</td> <td></td> <td></td> </tr> </table> 	REF	OEM	⚡	⚡	⚡	2T STROKES	4T STROKES	PH200-T027	48500-95550-OED 48500-95680-OED			✓					<p><b>new</b></p>
REF	OEM	⚡	⚡	⚡	2T STROKES	4T STROKES											
PH200-T027	48500-95550-OED 48500-95680-OED			✓													

REF	OEM	⚡	⚡	⚡	2T STROKES	4T STROKES
REC38100-87E10-OED	38100-87D00 38100-87D0IT 38100-87D02H 38100-87E10-OED 38100-87D01-OED 38100-87D01-02M	12V	3	3	✓	
	DT90, DT100L-Y (1990-00)					
						
REC38100-96J00	38100-92J02 38100-92J10 38100-92J01 38100-93J02 38100-96J00 38100-96J01 38100-92J12	12V	4	2		✓
	DF90, DF100, DF115K1-K11 (2001-11) DF200, DF225, DF250 (2004-11) DF300T/Z (2007-2011) DF150T/Z (2006-12)					
						




REF	OEM	⚡	🔩	🔗	2T STROKES	4T STROKES
REC38100-87J00	37100-87J00-OEP 38100-87JOEP	12V	4	2		✓

DF40, DF50X-K10 (1999-10)  
TMY99-00



REF	OEM	⚡	🔩	🔗	2T STROKES	4T STROKES
PH200-T024	38100-87D10-0ED 38100-87D10-35J 38100-87D10-0IT 38100-92E00-0ED 38100-87E20-0ED	12V	3	2		✓

DT150, DT200, DT225W-K3 (1998-03)  
V6H-Y (1987-00)




REF	OEM	⚡	🔩	🔗	2T STROKES	4T STROKES
PH200-T046	38100-87J11 38100-87J20	12V	4	2		✓

DF40, DF50X-K10 (1999-10)




REF	OEM	⚡	🔩	🔗	2T STROKES	4T STROKES
REC36120-ZW4-H12	38100-88L12 38100-88L11 38100-88L00	12V	4			✓

DF40A, DF50A, DF60A (2010+)




REF	OEM	⚡	🔩	🔗	2T STROKES	4T STROKES
REC36120-ZY9-003	38100-87L03 38100-87L02 38100-87L01 38100-87L00	12V	4			

DF70A, DF80A, DF90A (2009-16)




REF	OEM	⚡	🔩	🔗	2T STROKES	4T STROKES
REC36120-ZY6-013	38100-90J40 38100-90J30 38100-93J13 38100-93J11	12V	4			✓

DF60, DF70 W-K9 (1998-09)




REF	OEM	⚡	🔩	🔗	2T STROKES	4T STROKES
REC38100-99E01-0EP	38100-99E01-0EP 38100-99E01-00 38100-99E01-0ED	12V	2	2	✓	✓

DF60, DF70W-K9 (1998-09)  
DT55, DT65J-X (1988-99)  
DT75, DT85J-Y (1988-00)



REF	OEM	⚡	🔩	🔗	2T STROKES	4T STROKES
REC38100-97E00-0ED	38100-97E00-0ED	12V	4	2		✓


DT40C-W G-X (1986-99)



**POWER TRIM COMPLETO COMPLETE POWER TRIM ASSEMBLY**

REF	OEM	2T STROKES	4T STROKES
REC18-6865	48600-94511-0ED	✓	✓


3 RAM  
115-225HP  
SHOWA SYSTEM



**MOTORINO POWER TRIM COMPLETO POWER TRIM COMPLET**


REF	OEM	2T STROKES	4T STROKES
REC48503-93J12	48503-93J10 48503-93J12 48503-94900-0ED	✓	✓

DT115, DT140G-Y (1986-00)  
DF90 --> DF250  
Complete 3-Ram T/T System  
SHOWA SYSTEM




SENSORES DE TRIM      TRIM SENSORS      SENSORI TRIM      EMETTEUR DE TRIM

REF	OEM
REC34801-93J03	34801-93J03 34801-93J02 34801-93J01 34801-93J00




DF200, DF225, DF250 (2004+)

REF	OEM
REC34801-94710	34801-94710 34801-94700



DF25, DF30 Y-K6 (2000-06)  
DF40, DF50 X-K10 (1999-10)  
DF60, DF70 W-K9 (1998-09)  
DT55, DT65 J-X (1988-99)  
DT75, DT85 J-Y (1988-00)

REF	OEM
REC34801-99E04	34801-99E04 34801-99E03 34801-99E02 34801-99E01



DF25, DF30 (A) (2000+)  
DF40, DF50 X-K10 (2001-11)  
DF60, DF70 W-K9 (1998-09)  
DF90, DF100, DF115 (2001-11)  
DF115WT, DF115WT-K3 (2003)  
DF140 (2002-12)  
DF150, DF175 (G/T/Z) (2006+)  
DF200, DF225, DF250 (2004+)



REF
STA84154
STA84104

TAPONES DE TRIM      TRIM CAP      TAPPO TRIM      BOUCHON VERIN DE TRIM

REF	OEM
REC48630-96J03	48630-96J03 48630-96J02 48630-96J01



DF100A, DF115A, DF140A (2013-16)  
DF140 (2000-12) (14002F/14002Z)  
DF150T/Z, DF175T/Z (G) (2006-16)  
DF150T (881864+)  
DF150AP, DF175AP, DF200AP (2017+)  
DF200, DF225, DF250 (2004-16)  
DF200A/AP (2015-16)

REF	OEM
REC48630-94900	48630-94900



DF60, DF70W-K9 (1998-09)  
DT115, DT140 G-Y (1986-00)

REF	OEM
REC48630-92J00	48630-92J00



DF140WT, DF140WT (2003)  
DF140 (2002-11)  
DF115WT, SF115WT K3 (2003)

REF	OEM
REC48630-96J00	48630-96J00




DF150, DF175 T/Z (2006-11)

REF	OEM
REC48630-93J00	48630-93J00



DF200, DF225, DF250 (2004-11)

REF	OEM
REC48630-98L01	48630-98L01 48630-98L00



DF250AP, DF300AP (2012-18) (25003P/30002P)  
DF200, DF225, DF250 (2004+)  
DF300T/Z (2007-11)  
DF350A, DF325A (2018+)  
DF300B (2020)

EXTRACTOR TAPONES TRIM      TRIM PLUGS EXTRACTOR      ESTRATTORE PER TAPPI DI TRIM      KIT EXTRACTEUR DE BOUCHONS TRIM

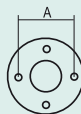
REF	
RECTOOLTRIMKIT	RECTOOLTRIM1 + RECTOOLTRIM2 + RECTOOLTRIM3




TRIM PISTON	TILT PISTON	
RECTOOLTRIM2	RECTOOLTRIM3	DF115 - DF300



REF		A
RECTOOLTRIM1	1/2" + RECPIN4	38 mm
RECTOOLTRIM2	1/2" + RECPIN4	32 mm
RECTOOLTRIM3	1/2" + RECPIN6	35 mm



REF	
RECPIN4	3 PIN x 4 mm
RECPIN4.5	3 PIN x 4.5 mm
RECPIN6	3 PIN x 6 mm



Los pines de repuesto no tienen garantía.  
Replacement pins are not guaranteed.  
I pini di ricambio non sono garantiti.  
Les pins de remplacement ne sont pas garanties

# SISTEMA DE GOBIERNO STEERING SYSTEM

# SISTEMA DI GUIDA SYSTÈME DE COMMANDE

## MANDOS DE CONTROL

## ENGINE CONTROLS

## COMANDI DI CONTROLLO

## BOITIER DE COMMANDE

### MANDO LATERAL

### SIDE CONTROL

### COMANDO LATERALE

### BOITIER LATERAL

REF	OEM	POWER TRIM
REC67200-94J20	67200-94J20	
	67200-91J00	
	67200-91J01	
	67200-91J04	

- DF8A, DF9.9A (2010+)
- DF9.9, DF15 (2005-10)
- DF25, DF30 (2005-08)
- DF25A, DF30A (2014+)
- DF25V-TWIN (2006+)

REF	RO OEM	POWER TRIM
REC67200-99E56	67200-99E56	
	67200-99E10-OEP	
	67200-99E30-OEP	✓
	67200-99E50	
	67200-99E51	

- DF25, DF30 (W+W/O PT) (2000-04)
- DF40, DF50 (1999-04)
- DF60, DF70 (1998-04)

REF	RO OEM	POWER TRIM
REC67200-93J51	67200-93J51	
	67200-93J50	
	67200-93J06	
	67200-93J04	
	67200-93J03	✓
	67200-93J02	
	67200-93J01	
	67200-93J00	


- DF25A, DF30A (2014+)
- DF40, DF50 (2005-10)
- DF40A, DF50A, DF50AV, DF60A, DF60AV (2010+)
- DF60Q, DF70 (2005-10)
- DF70A, DF90A (2010+)
- DF90, DF115, DF140 (2005+)
- DF150, DF175, DF200A (2006+)
- DF200, DF225, DF250 (2005+)



REC67200-94J20



REC67200-99E56  
REC67200-93J51



new

RECMAR®

MANDO PARA CONSOLA

CONSOLE CONTROL

COMANDO PER  
CONSOLLA

BOITIER POUR CONSOLE

SUZUKI (BINACLE)

new

REF	RO OEM	POWER TRIM
REC67200-88L00	67200-88L00 67200-93J12 67200-93J13	✓



REF	RO OEM	POWER TRIM
REC67200-88L10	67200-88L10 67200-93J15	✓



INTERRUPTORES  
PARA MANDOS

SWITCHES FOR  
ENGINE CONTROLS

INTERRUTTORI PER  
CONTROLLO

INTERRUPTEUR DE  
CONTRÔLE


INTERRUPTOR PANEL  
SIMPLE

SWITCH

INTERRUTTORE PANNELLO  
SINGOLO

TABLEAU DE DEMARRAGE  
SIMPLE

REF	OEM
REC37100-96J25	37100-96J20
	37100-96J21
	37100-96J22
	37100-96J23
	37100-96J24 37100-96J25



new


INTERRUPTOR PANEL  
COMPLETO O DOBLE  
ESTACION

PANEL TWIN STATION

PANNELLO DOPPIA  
STAZIONE

TABLEAU DE DEMARRAGE  
POUR 2 MOTEURS

REF	OEM
REC37100-96J15	37100-96J14 37100-96J15



new



## ARNÉS

## ARNES

## CAVI


## FAISCEAU ELECTRIQUE

### EXTENSIÓN DE ARNÉS SISTEMAS ANALÓGICOS

### ARNES EXTENSION ANALOGIC SYSTEM

### ESTENSIONE SISTEMA ANALOGICO

### RALLONGE FAISCEAU SYSTEME ANALOGIQUE

REF	OEM		POWER TRIM
REC36620-93J02	36620-93J02	5 m	✓
REC36620-94J01	36620-94J01	5 m	



REC36620-93J02



REC36620-94J01

new

## COMPONENTES

## COMPONENTS

## COMPONENTI

## COMPOSANT

### CONECTORES DE CABLES

### CABLE CONNECTOR

### CAVO CONNETTORE

### EMBOUT DE CABLE

REF	OEM
PAF25-07000007W	67275-95600



### CLIP

### CLIP

### CLIP

### CLIP

REF	OEM
PAGB/T896-6	57292-94300




### PLACA CERRADURA SELECTOR

### BLOCK CONTROL HANDLE

### PLACCA SERRATURA SELETORE

### CALE POIGNEE DE CONTROLÉ

REF	OEM
PAF15-13010010W	67256-95600



### CASQUILLO BASCULANTE

### BUSH, SWIVEL

### TAPPO GIREVOLE










### BAGUE

REF	OEM
REC43211-87JLO	43211-87JLO 43211-94401

-  DF8 (2010+)
-  DF9.9 (2004+)
-  DF15 (2004+)
-  DF20 (2011+)





REF	OEM
REC43211-94401	43211-94401

-  DF15 (1989-97)
-  DT35 (1986-89)
-  DT40 (1986-98)
-  DF9.9 (2006-10)
-  DF15 (2004-10)
-  DF25 (2000-07)
-  DF30 (2000-07)
-  DF40 (1999-10)
-  DF50 (1999-10)



REF	OEM
REC43711-97E11	43711-97E00 43711-97E11

-  DT40 --> DT225 HP
-  DF40 --> DF300 HP



**CABLE DE ACELERADOR**

**THROTTLE CABLE**

**CAVO ACCELERATORE**

**CÂBLE D'ACCELERATEUR**

REF	OEM		
REC63610-89E01	63610-89E01-000		DT15C (1989-97)
REC63610-93501	63610-93501-000		DT9.9 - 16 (1982-92)
REC63610-96302	63610-96302-000	490 mm	D20, DT25, DTG-Y (1986-00)
REC63610-96321-000	63610-96321-000	560 mm	DT9.9K, DT15K-G-Y (1986-00) DT9.9, DT15K1-K4 (2001-04)
REC63610-94402	63610-94402-000		DT40C-W-G-X (1986-99) DT40W-K1-K4 (2001-04)
REC63610-91J20	63610-91J20		DF4, DF5, DF6 (2002-15)
	63610-91J00		
	63610-91J01		
	63610-91J03		
	63610-91J04		



**new**

**CABLES DE CONTROL**

**CONTROL CABLES**

**CAVI COMANDO**

**CÂBLES DE COMMANDE**

Recorrido trabajo: 76 mm.  
Rosca 10-32"

Travel 3"  
Threaded 10-32"


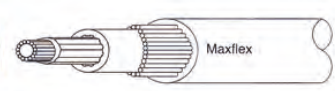

Estensione 76 mm  
Filetto 10-32"

Course: 76 mm.  
Fil 10-32

maxflex



REF	RO	
PRE3300C08	99105-11002-008	8' / 2,45 m
PRE3300C09	99105-11002-009	9' / 2,75 m
PRE3300C10	99105-11002-010	10' / 3,05 m
PRE3300C11	99105-11002-011	11' / 3,35 m
PRE3300C12	99105-11002-012	12' / 3,65 m
PRE3300C13	99105-11002-013	13' / 3,95 m
PRE3300C14	99105-11002-014	14' / 4,25 m
PRE3300C15	99105-11002-015	15' / 4,60 m
PRE3300C16	99105-11002-016	16' / 4,90 m
PRE3300C17	99105-11002-017	17' / 5,20 m
PRE3300C18	99105-11002-018	18' / 5,50 m
PRE3300C19	99105-11002-019	19' / 5,80 m
PRE3300C20	99105-11002-020	20' / 6,10 m
PRE3300C21	99105-11002-021	21' / 6,40 m
PRE3300C22	99105-11002-022	22' / 6,70 m
PRE3300C23	99105-11002-023	23' / 7,00 m
PRE3300C24	99105-11002-024	24' / 7,30 m
PRE3300C25	99105-11002-025	25' / 7,60 m
PRE3300C26	99105-11002-026	26' / 7,90 m
PRE3300C27	99105-11002-027	27' / 8,25 m
PRE3300C28	99105-11002-028	28' / 8,55 m
PRE3300C29	99105-11002-029	29' / 8,85 m
PRE3300C30	99105-11002-030	30' / 9,15 m



**DIRECCIÓN HIDRÁULICA**

**HYDRAULIC STEERING**

**TIMONERIA IDRAULICA**

**DIRECTION HYDRAULIQUE**

Bomba de aluminio, con válvula anti-retorno incorporada. Cilindro de aluminio y acero inoxidable, con purgadores. Se suministra completa con racors, tubo flexible de rilsan y 2L de aceite hidráulico

Helm pump made in aluminum, with non-return valve incorporated. Cylinder in aluminum and stainless steel, with breather valves. Completed with racors, rilsan tubing and 2L hydraulic oil.

Corpo pompa in alluminio, con valvola anti-retorno incorporata. Cilindro in alluminio e acciaio inox, con spurgo. Si vende completa di raccordi, tubo flessibile e 2 l di olio idraulico.

Corps de pompe en aluminium, avec clapet anti-retour intégré. Vérin en aluminium et acier inox, avec purge. Kit vendu complet avec raccords, flexible et 2L d'huile hydraulique.

				TX4200K 150 HP	TX6400K 300 HP
Modelo bomba	Pump model	Modello pompa	Modèle pompe	BayStar	SeaStar
Capacidad bomba	helm volume	Cap. Pompa	Capacité	23 cm <sup>3</sup>	27,8 cm <sup>3</sup>
Modelo cilindro	Cylinder model	Mod. Cilindro	Mod. vérin	HC4645H	HC5345H
Capacidad cilindro	Cylinder volume	Cap. Cilindro	Capacité	105 cm <sup>3</sup>	139 cm <sup>3</sup>
Carrera del pistón	Cylinder travel	Corsa pistone	Course	206 mm	206 mm
Nº vueltas babor-estribor	Turns lock to lock	Nº giri a destra e sinistra	Nombre de tours	5	5
Manguera con racors	Hose with racors	Tubo con raccordo	Tuyaux avec raccords	2 x 6 m	2 x 7 m
Velocidad máxima	Max. speed	Velocità max	Vitesse max	50 kn	65 kn



**SUZUKI**

**RECAMBIOS MARINOS**

# SISTEMA DE REFRIGERACIÓN COOLING SYSTEM

# SISTEMA DI RAFFREDDAMENTO SYSTÈME DE REFROIDISSEMENT

## TERMOSTATO

## THERMOSTAT

## TERMOSTATO

## THERMOSTAT


### TERMOSTATO


### THERMOSTAT

### TERMOSTATO


### THERMOSTAT

REF	OEM	°C
REC67F-12411-01	17670-93J00	60°

 DF70A, DF80A, DF90A (2009+)  
 DF100B (2018+)  
 DF90, DF100, DF115 (2001-11)  
 DF140 (2002-12)  
 DF115WT, DF140WTK-3 (2003)  
 DF150T/Z, DF175T/Z (2006-11)  
 DF200, DF225, DF250 (2004+)  
 DF300T/Z (2007-11)





REF	OEM	°C
REC17670-91J01	17670-91J01 17670-91J00	50°

 DF2.5 (2006)  
 DF4, DF5, DF6 (2002+)  
 DF9.9B, DF15A, DF20A (2013+)





REF	OEM	°C
REC17670-87J00	17670-87J00	72°

 DF40, DF50X-K10 (1999-10)  
 DF60, DF70W-K9 (1998-09)





REF	OEM	°C
REC17670-93962	17670-93962	50°

 DF40, DF50X-K10 (1999-10)  
 DF60, DF70W-K9 (1998-09)  
 DT20, DT25, DT30G-Y (198600)  
 DT25, DT30 K1-K2 (2001-02)  
 DT40C-W G-X (1986-99)  
 DT40WK1-K4 (2001-04)  
 DT55, DT65J-X (1988-99)  
 DT9.9, DT15K1-K4 (2001-04)  
 DT9.9K, DT15K G-Y (1986-00)





REF	OEM	°C
REC17670-90J10	1770-90J10	71°

 DF100A, DF115A, DF140A (2013+)  
 DF140 (2002-12)  
 DF150, DF175 (2006+)  
 DF200, DF250, DF225 (2004+)  
 DF300 (2019+)  
 DF70, DF80, DF90 (A) (2009+)  
 DF100B (2018+)  
 DF90, DF100, DF115 (2001-11)



REF	OEM	°C
REC17670-94402	17670-94402	60°

 DF25, DF30Y-K6 (2000-06)  
 DF640, DF50X-K10 (1999-10)  
 DF60, DF70W-K9 (1998-09)  
 DF9.9, DF15 (1996-11)  
 DT20, DT25, DT30G-Y (1986-00)  
 DT25, DT30K1-K2 (2001-02)  
 DT40C-W G-X (1986-99)  
 DT40W K1-K4 (2001-04)  
 DT9.9, DT15 (1986-04)





REF	OEM	°C
REC17670-90J20	17670-90J20	50°

 DF100, DF115, DF140 (2013+)  
 DF150, DF175, DF200 (2018+)  
 DF150, DF175 (2012+)  
 DF200A/AP/AT (2015+)  
 DF250AP, DF300AP (2012+)



REF	OEM	°C
REC17670-94J01	17670-94J01 17670-94J00	60°

 DF8A, DF9.9A (AR) (2010+)  
 DF9.9, DF15 (R) (2004-12)  
 DF20R, DF25R/Q, V2 (2006-13)  
 DF25A, DF30A (2015+)




TAPÓN DE AGUA

WATER FLUSH PLUG

TAPPO ACQUA

BOUCHON DE REFROIDISSEMENT

REF	OEM
REC17913-93J00	17913-93J00



REF	OEM
REC17914-93J00	17914-93J00 17914-93JLO



new

IMPULSORES

IMPELLERS

GIRANTE

TURBINES

GUÍA DE IMPULSORES

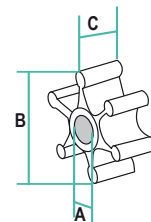
IMPELLER GUIDE

GUIDA GIRANTE

GUIDE TURBINES

2T  
STROKES

		REF	OEM	CEF	A (mm)	B (mm)	C (mm)
DT4	1988-01	REC17461-98503	17461-98501,2,3	CEF500336	10,15	41	14
DT5	1986-02	REC17461-98503	17461-98501,2,3	CEF500336	10,15	41	14
DT6	1984-02	REC17461-98503	17461-98501,2,3	CEF500336	10,15	41	14
DT8	1980-87	REC17461-98503	17461-98501,2,3	CEF500336	10,15	41	14
DT8	1988-97	REC17461-92D02	17461-92D02	CEF500319	12,2	42	20
DT9,9	1980-87	REC17461-93004	17461-93001,3,4	CEF500398	15	70	12,5
DT9,9	1988-97	REC17461-92D02	17461-92D02	CEF500319	12,2	42	20
DT14	1977-80	REC17461-93004	17461-93001,3,4	CEF500398	15	70	12,5
DT15	1986-97	REC17461-93903	17461-93901,2,3	CEF500329	13,2	42	22
DT16	1977-82	REC17461-93004	17461-93001,2,3,4	CEF500398	15	70	12,5
DT20	1986-88	REC17461-96312	17461-96301	CEF500362G	17,1	67,5	16,18
DT25	1977-82	REC17461-93004	17461-93001,2,3,4	CEF500398	15	70	12,5
DT25	1983-88	REC17461-96312	17461-96301	CEF500362G	17,1	67,5	16,18
DT25	1989-00		17461-96400	CEF500399	17,2	67	16,16
DT28	1972-82	REC17461-93004	17461-93002	CEF500398	15	70	12,5
DT30	1983-85	REC17461-96312	17461-96301	CEF500362G	17,1	67,5	16,18
DT30	1989-00		17461-96400	CEF500399	17,2	67	16,16
DT35	1987-89	REC17461-96312	17461-96301	CEF500362G	17,1	67,5	16,18
DT40	1983	REC17461-94700	17461-95201	CEF500312	19,13	51,8	19
DT40	1984-98	REC17461-96312	17461-96310	CEF500362G	17,1	67,5	16,18
DT50	1978-84	REC17461-95300	17461-95501,95300	CEF500360	20,1	67,5	19
DT55	1985-97	REC17461-94700	17461-94700,1	CEF500361	17,1	67	19
DT60	1983	REC17461-94700	17461-95200	CEF500361	17,1	67	19
DT60	1984	REC17461-96312	17451-96301	CEF500362G	17,1	67,5	16,18
DT65	1985-97	REC17461-94700	17461-94701	CEF500361	17,1	67	19
DT75	1983-97	REC17461-95300	17461-95501,95300,1,2	CEF500360	20,1	67,5	19
DT85	1983-00	REC17461-95300	17461-95501,95300,1,2	CEF500360	20,1	67,5	19
DT90	1988+	REC17461-87E12	17461-87E12	CEF500365	22,2	78,3	35,1
DT100	1988+	REC17461-87E12	17461-87E12	CEF500365	22,2	78,3	35,1
DT115	1986-01	REC17461-90J01	17461-94510	CEF500367	24,3	86	31,7
DT140	1986-01	REC17461-90J01	17461-94510	CEF500367	24,3	86	31,7
DT150	1987-96	REC17461-90J01	17461-90J01	CEF500367	24,3	86	31,7
DT200	1998-03	REC17461-90J01	17461-90J00	CEF500367	24,3	86	31,7
DT225	1998-2003	REC17461-90J01	17461-90J00	CEF500367	24,3	86	31,7



REC17461-98503



REC17461-92D02



REC17461-93004



REC17461-93903



REC17461-96312



REC17461-94700



REC17461-95300



REC17461-87E12



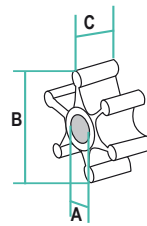
REC17461-90J01

SUZUKI

RECAMBIOS MARINOS



		REF	OEM	CEF	A (mm)	B (mm)	C (mm)
DF2.5	2003+	REC17461-97JM0	17461-97110				
DF4	2003+	REC17461-98503	17461-98503	CEF500336	10,15	41	14
DF6	2003+	REC17461-98503	17461-98503	CEF500336	10,15	41	14
DF8	2010+	REC17461-93903	17461-93903	CEF500329	13,2	42	22
DF9,9	2004+	REC17461-93903	17461-93903	CEF500329	13,2	42	22
DF15	2004+	REC17461-93903	17461-93903	CEF500329	13,2	42	22
DF25	1999-10	REC17461-96312	17461-96312	CEF500362G	17,1	67,5	16,18
DF25A	2015+	REC17461-96312	17461-94L00				
DF30	1999-07	REC17461-96312	17461-96312	CEF500362G	17,1	67,5	16,18
DF30A	2015+	REC17461-96312	17461-94L00				
DF40	1999+	REC17461-96312	17461-96312	CEF500362G	17,1	67,5	16,18
DF50	1999+	REC17461-96312	17461-96312	CEF500362G	17,1	67,5	16,18
DF60	1998-09	REC17461-87E12	17461-87E10,11,12	CEF500365	22,2	78,3	26
DF70	1998+	REC17461-87E12	17461-87E10,11,12	CEF500365	22,2	78,3	26
DF80	2010+	REC17461-87E12	17461-87E10,11,12	CEF500365	22,2	78,3	26
DF90	2010+	REC17461-87E12	17461-87E10,11,12	CEF500365	22,2	78,3	26
DF100	2001+	REC17461-90J01	17461-90J01	CEF500367	24,3	86	31,7
DF115	2002+	REC17461-90J01	17461-90J01	CEF500367	24,3	86	31,7
DF140	2002+	REC17461-90J01	17461-90J01	CEF500367	24,3	86	31,7
DF150	2008+	REC17461-90J01	17461-90J01	CEF500367	24,3	86	31,7
DF175	2007+	REC17461-90J01	17461-90J01	CEF500367	24,3	86	31,7
DF200	2004+	REC17461-93J00	17461-93J00	CEF500393	24,3	87	39
DF225	2004+	REC17461-93J00	17461-93J00	CEF500393	24,3	87	39
DF250	2004+	REC17461-93J00	17461-93J00	CEF500393	24,3	87	39
DF300	2007+	REC17461-93J00	17461-93J00	CEF500393	24,3	87	39



REC17461-97JM0



REC17461-98503



REC17461-96312



REC17461-87E12



REC17461-90J01



REC17461-93J00



CHAVETA

KEY

CHIAVETTA



CLAVETTE

REF	OEM	
REC09420-03005	09420-03005 09420-03009	REC17461-93903



DF15 (2012)  
DF8Z, DF9.9A (AR) (2010+)  
DF9.9, DF15 (R) (2004-11)  
DF9.9B, DF15A, DF20A (2013+)

REF	OEM	
REC17462-93990	17462-93990	

DT9.9 (1983-87)  
DT15 (1983-97)  
DF9.9 (2004-10)  
DF15 (2004-10)

REF	OEM	
REC09420-03002	09420-03002	REC17461-98503



DF4, DF5, DF6 (2006+)  
DT4/J4, DT5Y (1988-00)  
DT4K1 (2001)  
DT5, DT6, DT8G-Y (1986-00)  
DT5Y (1998-02)  
DT6, DT8Y-K2 (2000-02)

REF	OEM	
REC09420-05009	09420-05009 09420-05006	




DF115WT, DF140WT K3 (2003)  
DT115, DT140G-Y (1986-00)  
DT150, DT200, DT225W-K3 (1989-03)  
V6H-Y (1987-00)  
DF100A, DF115, DF140A (2013+)  
DF140 (2002-12)  
DF150, DF175 (2006+)  
DF200, DF225, DF250 (2004+)  
DF250AP, DF300AP (2013+)  
DF350, DF300 (2007)  
DF90, DF100, DF115 (2001-11)

REF	OEM	
REC09420-04006	09420-04006	REC17461-96312

DF20R, DF25 (RVZ) (2006-11)  
DF25/R/QVZ (2013)  
DF25, DF30Y-K6 (2000-06)  
DF40, DF50X-K10 (1999-10)  
DF40A, DF50A, DF60A (2010+)  
DT20, DT25, DT30G-Y (1986-00)  
DT25, DT30 K1-K2 (2001-02)  
DT25C, DT30C K-Y (1989-00)  
DT40C-W G-X (1986-99)  
DT40W K1-K4 (2001-04)


TAPA DEL IMPULSOR

IMPELLER PLATE


COPERCHIO GIRANTE

PLAQUE DE POMPE À EAU


REF	OEM
REC17471-92J02	17471-93J02 17471-93J01 17471-93J00




**new**

 DF150, DF175 (T/Z) (2006+)  
 DF200, DF225, DF250 (2004+)  
 DF150AP, DF175AP, DF200AP (2017+)  
 DF150AT, DF175AT, DF200AT (2019)  
 DF200A/AP (2015-17)  
 DF200AT/AZ (2018)


REF	OEM
REC17471-92J00	17471-92J00 17471-87E00 17471-87E01




**new**

 DT90, DT100L-Y (1990-00)  
 DF60, DF70W-K9 (1998-09)  
 DF90, DF100, DF115 (2001-11)  
 DF140 (2002-12)  
 DF100A, DF115A, DF140A (2013+)

REF	OEM
REC17471-95J01	17471-95J01 17471-95J00



**new**

 DF20R, DF25, DF25R/Q (V2) (2006-13)  
 DF40A, DF50A, DF60A (2010+)

REF	OEM
REC17471-97J00	17471-97J00-00



**new**

 DF2.5 (2006-11)

REF	OEM
REC17471-98601	17471-98601 17471-98600




**new**

 DT4-J4-DT5Y (1988-00)  
 DT4K1 (2001)  
 DT5Y (1998-02)


REF	OEM
REC17471-97JL0	17471-97JL0




**new**


 DT2.5 (2012+)


REF	OEM
REC17471-94401	17471-94401



 DF25, DF30Y-K6 (2000-06)  
 DF40, DF50X-K10 (1999-10)  
 DF20, DF25, DF30G-Y (1986-00)  
 DF25C, DT30C-K-Y (1989-00)  
 DT40C-W-G-X (1986-99)  
 DT25, DT30 K1-K2 (2001-02)  
 DT40W - K1-K4 (2001-04)

REF	OEM
REC17471-93902	17471-93902



 DF9.9(R)T-K3 (1996-11)  
 DF15(R)-K3 (1996-12)  
 DT15C (1989-97)  
 DT9.9, DT15K1-K4 (2001-04)  
 DT9.9K, DT15K-G-K4 (2001-04)  
 DT9.9K, DT15K-G-Y (1986-00)

BOMBA DE AGUA

WATER PUMP

POMPA ACQUA

POMPE À EAU


CUERPO BOMBA DE AGUA


HOUSING, WATER PUMP

CORPO, POMPA ACQUA


CORPS DE POMPE À EAU

REF	OEM
REC17411-93901	17411-93901 17410-93910




 DT9.9, DT15 K1-K4 (2001-04)  
 DT9.9K, DT15K-G-Y (1986-00)  
 DT15C (1989-97)  
 DF9.9, DF15 (R) (2004-11)  
 DF9.9, DF15T-K3 (1996-03)


REF	OEM
REC17450-93921	17450-93921 17450-93920 17450-93930 17450-93440




**new**

 DT9.9K, DT15K G-Y (1986-00)

REF	OEM
REC17411-94421	17411-94421 17410-94431



 DF40, DF50X-K10 (1999-10)  
 DT20, DT25, DT30G-Y (1986-00)  
 DT25, DT30 K1-K2 (2001-02)  
 DT40C-W-G-X (1986-99)  
 DT40W K1-K4 (2001-04)  
 DF25, FG30Y-K6 (2000-06)


TAPA DE LA BOMBA


WATER PUMP, COVER

COPERCHIO POMPA

PLAQUE DE POMPE À EAU

REF	OEM
REC56130-94413-0EP	56130-94413-0EP 56130-94411-0EP


 DF40, DF50X-K10 (1999-10)  
 DF40W-K1-K4 (2001-04)



REF	OEM
REC56130-96331-0EP	56130-96331-0EP 56130-96320-0EP


 DT25, DT30



new

JUNTA BASE DE BOMBA

WATER PUMP, GASKET BASE

GUARNIZIONE BASE POMPA

JOINT, BASE DE POMPE À EAU

REF	OEM
REC17472-98J00	17472-98J00


 DF250AP, DF300AP (2012+)  
 DF300T/Z (2007-11)



REF	OEM
REC17472-97JL0	17472-97JL0


 DF2.5 (2012+)



new

REF	OEM
REC17472-97J00	17472-97J00



 DF2.5 (2006-11)



new


REF	OEM
REC17472-87L00	17472-87L00



 DF70A, DF80A, DF90A (2009+)  
 DF100B (2018+)



new


REF	OEM
REC17472-96303	17472-96301 17472-96302 17472-96303



 DT20, DT25, DT30 (1986-04)  
 DF25, DF30 (2000-06)  
 DF20R, DF25R (VZ) (2006-13)  
 DF40, DF50 (1999-10)  
 DF40A, DF50A, DF60A (2010+)



new

REF	OEM
REC17472-87E10	17472-87E10 17472-87E00


 DF100A, DF115A, DF140A (2013+)  
 DF115WT, DF140WT K3 (2003)  
 DF140 (2002-12)  
 DF60, DF70 W-K9 (1998-09)  
 DF90, DF100, DF115 (2001-11)  
 DF40A, DF50A, DF60A (2014+)  
 DT90, DT100L-Y (1990-00)



new


JUNTA TÓRICA BOMBA DE AGUA


WATER PUMP, O-RING

GUARNIZIONE

JOINT TORIQUE DE POMPE À EAU


REF	OEM
REC17417-92J00	17417-92J00



 DF140 (2002-11)  
 DF90, DF100, DF115 (2001-11)



new


REF	OEM
REC17416-92J10	17416-92J10



 DF100A, DF115A, DF140A (2013+)  
 DF140 (2002-12)  
 DF90, DF100, DF115 (2001-11)



new


REF	OEM
REC17416-93J00	17416-93J00



 DF200, DF225, DF250 (2000+)  
 DF250AP, DF300AP (2012+)  
 DF300T/Z (2007-11)  
 DF325A, DF350A (2018+)



new


REF	OEM
REC17416-95J00	17416-95J00



 DF20R, DF25R (VZ) (2006-13)  
 DF40A, DF50A, DF60A (2010+)



new


REF	OEM
REC17416-96J00	17416-96J00



 DF150AP, DF175AP, DF200AP (2017+)  
 DF150AT, DF175AT, DF200AT (2019)  
 DF150T, DF175T (G)/Z (2006-18)  
 DF200A, DF200AP (2015-17)  
 DF200AT/AZ (2018)







































new

REF	OEM
REC17416-99E10	17416-99E10


 DF40A, DF50A, DF60A (2014+)  
 DF70A, DF80A, DF90A (2009+)  
 DF100B (2018+)



new

JUNTAS BOMBA	WATER PUMP GASKET	GUARNIZIONE POMPA	JOINTS POMPE										
<table border="1"> <thead> <tr> <th>REF</th> <th>OEM</th> </tr> </thead> <tbody> <tr> <td>REC17452-93910</td> <td>17452-93910</td> </tr> <tr> <td></td> <td>DF9.9, DF15T-K3 (1996-03) DT15C (1989-97) DT9.9K, DT15K-G-Y (1986-00) DT9.9, DT15 K1-K4 (2001-04)</td> </tr> </tbody> </table> 	REF	OEM	REC17452-93910	17452-93910		DF9.9, DF15T-K3 (1996-03) DT15C (1989-97) DT9.9K, DT15K-G-Y (1986-00) DT9.9, DT15 K1-K4 (2001-04)	<table border="1"> <thead> <tr> <th>REF</th> <th>OEM</th> </tr> </thead> <tbody> <tr> <td>REC17472-92D10</td> <td>17472-92D10</td> </tr> <tr> <td></td> <td>DT8C, DT9.9C-J-V (1988-97)</td> </tr> </tbody> </table> 	REF	OEM	REC17472-92D10	17472-92D10		DT8C, DT9.9C-J-V (1988-97)
REF	OEM												
REC17452-93910	17452-93910												
	DF9.9, DF15T-K3 (1996-03) DT15C (1989-97) DT9.9K, DT15K-G-Y (1986-00) DT9.9, DT15 K1-K4 (2001-04)												
REF	OEM												
REC17472-92D10	17472-92D10												
	DT8C, DT9.9C-J-V (1988-97)												
<table border="1"> <thead> <tr> <th>REF</th> <th>OEM</th> </tr> </thead> <tbody> <tr> <td>REC17472-91J00</td> <td>17472-91J00</td> </tr> <tr> <td></td> <td>DF4, DF5, DF6 (2002-14)</td> </tr> </tbody> </table> 	REF	OEM	REC17472-91J00	17472-91J00		DF4, DF5, DF6 (2002-14)	<table border="1"> <thead> <tr> <th>REF</th> <th>OEM</th> </tr> </thead> <tbody> <tr> <td>REC17472-98611</td> <td>17472-98611</td> </tr> <tr> <td></td> <td>DT4 / J4, DT5Y (1988-00) DT4K1 (2001) DT5Y (1998-02)</td> </tr> </tbody> </table> 	REF	OEM	REC17472-98611	17472-98611		DT4 / J4, DT5Y (1988-00) DT4K1 (2001) DT5Y (1998-02)
REF	OEM												
REC17472-91J00	17472-91J00												
	DF4, DF5, DF6 (2002-14)												
REF	OEM												
REC17472-98611	17472-98611												
	DT4 / J4, DT5Y (1988-00) DT4K1 (2001) DT5Y (1998-02)												
<table border="1"> <thead> <tr> <th>REF</th> <th>OEM</th> </tr> </thead> <tbody> <tr> <td>REC17472-93J00</td> <td>17472-93J00</td> </tr> <tr> <td></td> <td>DF200, DF225, DF250 (2004+) DF200A (2015) DF150, DF175T-Z (G) (2006-14)</td> </tr> </tbody> </table> 	REF	OEM	REC17472-93J00	17472-93J00		DF200, DF225, DF250 (2004+) DF200A (2015) DF150, DF175T-Z (G) (2006-14)	<table border="1"> <thead> <tr> <th>REF</th> <th>OEM</th> </tr> </thead> <tbody> <tr> <td>REC55122-94400</td> <td>55122-88L00</td> </tr> <tr> <td></td> <td>DF40, DF50X-K10 (1999-10) DF40A, DF50A, DF60A (2010+)</td> </tr> </tbody> </table> 	REF	OEM	REC55122-94400	55122-88L00		DF40, DF50X-K10 (1999-10) DF40A, DF50A, DF60A (2010+)
REF	OEM												
REC17472-93J00	17472-93J00												
	DF200, DF225, DF250 (2004+) DF200A (2015) DF150, DF175T-Z (G) (2006-14)												
REF	OEM												
REC55122-94400	55122-88L00												
	DF40, DF50X-K10 (1999-10) DF40A, DF50A, DF60A (2010+)												
<table border="1"> <thead> <tr> <th>REF</th> <th>OEM</th> </tr> </thead> <tbody> <tr> <td>REC17472-95310</td> <td>17472-95310</td> </tr> <tr> <td></td> <td>DT55, DT65J-X (1988-99)</td> </tr> </tbody> </table> 	REF	OEM	REC17472-95310	17472-95310		DT55, DT65J-X (1988-99)	<table border="1"> <thead> <tr> <th>REF</th> <th>OEM</th> </tr> </thead> <tbody> <tr> <td>REC17472-98503</td> <td>17472-98503</td> </tr> <tr> <td></td> <td>DT5, DF6, DT8G-Y (1986-00) DT6, DT8Y-K2 (2000-02)</td> </tr> </tbody> </table> 	REF	OEM	REC17472-98503	17472-98503		DT5, DF6, DT8G-Y (1986-00) DT6, DT8Y-K2 (2000-02)
REF	OEM												
REC17472-95310	17472-95310												
	DT55, DT65J-X (1988-99)												
REF	OEM												
REC17472-98503	17472-98503												
	DT5, DF6, DT8G-Y (1986-00) DT6, DT8Y-K2 (2000-02)												
<table border="1"> <thead> <tr> <th>REF</th> <th>OEM</th> </tr> </thead> <tbody> <tr> <td>REC17472-93911</td> <td>17472-93911</td> </tr> <tr> <td></td> <td>DF9.9, DF15T-K3 (1996-03) DT15C (1989-97) DT9.9K, DT15K-G-Y (1986-00) DT9.9, DT15K1-K4 (2001-04)</td> </tr> </tbody> </table> 	REF	OEM	REC17472-93911	17472-93911		DF9.9, DF15T-K3 (1996-03) DT15C (1989-97) DT9.9K, DT15K-G-Y (1986-00) DT9.9, DT15K1-K4 (2001-04)							
REF	OEM												
REC17472-93911	17472-93911												
	DF9.9, DF15T-K3 (1996-03) DT15C (1989-97) DT9.9K, DT15K-G-Y (1986-00) DT9.9, DT15K1-K4 (2001-04)												

CASQUILLO INOX	INSERT CUP	GHIERA INOX	INSERT INOX										
<table border="1"> <thead> <tr> <th>REF</th> <th>OEM</th> </tr> </thead> <tbody> <tr> <td>REC17413-95J00</td> <td>17413-95J00</td> </tr> <tr> <td></td> <td>DF40A, DF50A, DF60A (2010+) DF20R, DF25, RVZ (2006-11) DF20, DF25R, DF25QVZ (2013)</td> </tr> </tbody> </table> 	REF	OEM	REC17413-95J00	17413-95J00		DF40A, DF50A, DF60A (2010+) DF20R, DF25, RVZ (2006-11) DF20, DF25R, DF25QVZ (2013)	<table border="1"> <thead> <tr> <th>REF</th> <th>OEM</th> </tr> </thead> <tbody> <tr> <td>REC17413-92J01</td> <td>17413-92J01 17413-92J00</td> </tr> <tr> <td></td> <td>DF100A, DF115A, DF140A (2013+) DF140 (2002-12) DF90, DF100, DF115 (2001-11)</td> </tr> </tbody> </table> 	REF	OEM	REC17413-92J01	17413-92J01 17413-92J00		DF100A, DF115A, DF140A (2013+) DF140 (2002-12) DF90, DF100, DF115 (2001-11)
REF	OEM												
REC17413-95J00	17413-95J00												
	DF40A, DF50A, DF60A (2010+) DF20R, DF25, RVZ (2006-11) DF20, DF25R, DF25QVZ (2013)												
REF	OEM												
REC17413-92J01	17413-92J01 17413-92J00												
	DF100A, DF115A, DF140A (2013+) DF140 (2002-12) DF90, DF100, DF115 (2001-11)												
<table border="1"> <thead> <tr> <th>REF</th> <th>OEM</th> </tr> </thead> <tbody> <tr> <td>REC17413-99E11</td> <td>17413-99E11</td> </tr> <tr> <td></td> <td>DF40A, DF50A, DF60A (2014+) DF70A, DF80A, DF90A (2009+) DF100B (2018+)</td> </tr> </tbody> </table> 	REF	OEM	REC17413-99E11	17413-99E11		DF40A, DF50A, DF60A (2014+) DF70A, DF80A, DF90A (2009+) DF100B (2018+)	<table border="1"> <thead> <tr> <th>REF</th> <th>OEM</th> </tr> </thead> <tbody> <tr> <td>REC17413-96J01</td> <td>17413-96J01 17413-96J00</td> </tr> <tr> <td></td> <td>DF150, DF175 (2006+) DF200A, AP (2015+)</td> </tr> </tbody> </table> 	REF	OEM	REC17413-96J01	17413-96J01 17413-96J00		DF150, DF175 (2006+) DF200A, AP (2015+)
REF	OEM												
REC17413-99E11	17413-99E11												
	DF40A, DF50A, DF60A (2014+) DF70A, DF80A, DF90A (2009+) DF100B (2018+)												
REF	OEM												
REC17413-96J01	17413-96J01 17413-96J00												
	DF150, DF175 (2006+) DF200A, AP (2015+)												




**KITS DE REPARACIÓN BOMBA DE AGUA**

**WATER PUMP SERVICE KITS**

**KIT RICAMBI POMPA ACQUA**


**KIT POMPE À EAU**

REF	OEM
REC17400-95351	17400-95550 17400-95350 17400-95351

 DT75, DT85J-Y (1988-00)




REF	OEM
REC17400-93J01	17400-93J00 17400-93J01 17400-93J02 17400-93J03

 DF200, DF225, DF250 (2004+)




REF	OEM
REC17400-94701	17400-94700 17400-94701

 DT55, DT65J-X (1988-99)




REF	OEM
REC17400-98661	17400-98661 17400-986L0 17400-986L1

 DF4, DF5, DF6 (2002-15)




REF	OEM
REC17400-96403	17400-96350 17400-96351 17400-96352 17400-96403 17400-96353

 DT20, DT25, DT30G-Y (1986-00)  
DT40C-W-G-X (1986-99)  
DT25C, DT30C-K-Y (1989-00)  
DF25, DF30 (2000-07)  
DF40, DF50 (1999-10)




REF	OEM
REC17400-98J01	17400-98J00 17400-98J01 17400-98J02

 DF250AP, DF300AP (2012+)  
DF300T/Z (2007-11)




REF	OEM
REC17400-87D11	17400-87D10 17400-87D11 17400-87D00

 V6H-Y (1987-00)  
DT150, DT200, DT225W-K3 (1998-03)





REF	OEM
REC17400-98551	17400-98551

 DT5, DT6, DT8G-Y (1986-00)  
DT6, DT8Y-K2 (2000-02)




REF	OEM
REC17400-87E04	17400-87E03

 DT90, DT100L-Y (1990-00)  
DF60, DF70W-K9 (1998-09)




REF	OEM
REC17400-98652	17400-98652 17400-98661

 DT4 /J4, DT5Y (1988-02)  
DT4K1 (2001)





REF	OEM
REC17400-92D01	17400-92D01 17400-92D11

 DT8C, DT9.9C-J-V (1988-97)



REF	OEM
REC17400-93951	17400-93950

 DF9.9, DF15T-K3 (1996-03)  
DT9.9K, DT15K-G-Y (1986-00)  
DT15C (1989-97)



REF	OEM
REC17400-94611	17400-94611

DT115, DT140G-Y (1986-00)

REF	OEM
REC17400-94L00	17400-94L00

DF25A, DF30A (2014+)

REF	OEM
REC17400-90J20	17400-90J11

DF90, DF100, DF115K1-K11 (2001-11)  
DF140 (2002-11)

REF	OEM
REC17400-92J21	17400-92J21

DF100A, DF115, DF115A  
DF140A, DF150AP, DF175AP (2009+)

REF	OEM
REC17400-99J01	17400-99J00 17400-99J01

DF9.9A/AR/B (2010+)  
DF8A/AR  
DF15A  
DF20A

REF	OEM
REC17400-92J00	17400-92J200

DF90, DF100, DF115, DF140 (2006-08)

REF	OEM
REC17400-93912	17400-93911 17400-93912

DT9.9, DT15K1-K4 (2001-04)  
DT9.9K, DT15KG-Y (1986-00)

REF	OEM
REC17400-87L01	17400-87L00 17400-87L01

DF70A, DF80A, DF90A (2009+)

REF	OEM
REC17400-96J03	17400-96J00 17400-96J01 17400-96J02 17400-96J03

DF150, DF150G, DF150AP  
DF170, DF175G, DF175AP  
DF200A, DF200AP (2006+)

REF	OEM
REC17400-88L00	17400-88L00

DF40A, DF50A, DF60A (2010+)

**new**

REF	OEM
REC17400-94J00	17400-94J200

DF9.9, DF15 (2007+)

**new**

REF	OEM
REC17400-95J02	17400-95J01 17400-95J02

D25 V-TWIN (20106+)

**GUÍA KITS DE BOMBA DE AGUA** **GUIDE OF WATER PUMP SERVICE KITS**

**GUIDA KIT POMPA ACQUA**

**GUIDE KIT POMPE À EAU**

2T STROKES	REF
DT4	1984-98 REC17400-98652
DT5	1992-02 REC17400-98652
DT6	1984-02 REC17400-98551
DT8	1986-97 REC17400-98551
DT9.9	1985-87 REC17400-98551
DT15C	1989-97 REC17400-98551
DT15	1983-88 REC17400-98551
DT8	1988-97 REC17400-92D01
DT9.9C	1989-00 REC17400-96403
DT25C	1988-97 REC17400-96403
DT30C	1985-88 REC17400-96403
DT20	1984-88 REC17400-96403
DT25C	1984-87 REC17400-96403
DT30C	1983-98 REC17400-96403
DT35	1985-97 REC17400-94701
DT40C	1985-97 REC17400-94701
DT55	1985-00 REC17400-95351
DT65	1985-00 REC17400-95351
DT75	1986-01 REC17400-94611
DT85	1986-01 REC17400-94611
DT115	1986-03 REC17400-87D11
DT140	1986-03 REC17400-87D11
V6	1986-03 REC17400-87D11

4T STROKES	REF
DF4	2002+ REC17400-98661
DF6	2010+ REC17400-99J01
DF9.9A	2007+ REC17400-94J00
DF9.9	
DF15	
DF9.9B	1997-06 REC17400-93951
DF15A	
DF20A	
DF25	2000-07 REC17400-96403
DF30	
DF40	1999-10 REC17400-96403
DF50	
DF25A	2014+ REC17400-94L00
DF30A	
DF60	1998-10 REC17400-87E04
DF70	
DF40A	
DF50A	2010+ REC17400-88L00
DF60A	
DF70A	
DF80A	2009+ REC17400-87L01
DF90A	
DF90	
DF100	2006-08 REC17400-92J00
DF115	
DF140	

REF	
DF90	
DF115	2001-05 REC17400-90J20
DF140	
DF100A	
DF115	
DF115A	2009+ REC17400-92J21
DF140A	
DF150AP	
DF175AP	
DF150	
DF150G	
DF150AP	
DF175	2006+ REC17400-96J03
DF175G	
DF175AP	
DF200A	
DF200AP	
DF200	
DF225	2004+ REC17400-93J01
DF250	
DF250SS	
DF300A	2007+ REC17400-98J01
DF300AP	



**ÁNODO**

**ANODE**

**ANODI**

**ANODE**

ZN (KG)	AL (KG)	OEM
CM55300-95500 0,018	CM55300-95500A 0,023	55300-95500

DF9.9 (2004-10)  
DF15 (1996-03)  
DF40, DF50 (1999-10)  
DF40A, DF50A, DF60A (2010+)

ZN (KG)	AL (KG)	OEM
CM55321-87J00 0,02	CM55321-87J00A 0,007	55321-87J00 55321-87J01

TORNILLO PAGB/T5783-M6X14      TÓRICA REC09280-22019

ZN (KG)	AL (KG)	OEM
CM55320-98400 0,05	CM55320-98400A 0,046	55320-98400

DF9.9, DF15 (1997-10)

ZN (KG)	AL (KG)	OEM
CM41811-98500 0,05		41811-98500

DT4, DT15  
DF9.9, DF15

ZN (KG)	AL (KG)	OEM
CM55320-95310 0,08	CM55320-95310A 0,03	55320-95310

DF25 --- DF300 (2000+)

ZN (KG)	AL (KG)	OEM
CM55321-94900 0,51	CM55321-94900A 0,21	55320-94900

DF60 --- DF300 HP

ZN	(KG)	AL	(KG)	OEM
CM55125-95500	0,25	CM55125-95500A	0,087	55125-87E01

DF40, DF50 (1999-10)  
DF40A, DF50A, DF60A (2010+)

ZN	(KG)	AL	(KG)	OEM
CM55125-94502	0,33			55125-94502

DT115 --> DT140 (1986-00)

ZN	(KG)	AL	(KG)	OEM
CM55321-93900	0,08	CM55321-93900A	0,02	55320-93900

DF9.9, DF15 (1997-08)

ZN	(KG)	AL	(KG)	OEM
CM55320-98600	0,10	CM55320-98600A	0,034	55320-98600

DT4, DT5 (1988-02)

ZN	(KG)	AL	(KG)	OEM
CM55321-93900	0,08	CM55321-93900A	0,02	55320-93900
CM55125-87D00	0,34	CM55125-87D00A	0,14	55320-93900 55125-87801

50 --> 250 HP

ZN	(KG)	AL	(KG)	OEM
CM55321-90J01	0,08	CM55321-90J01A	0,036	55321-90J01

DF60, DF70, DF90, DF115, DF140 (1998-10)

ZN	(KG)	AL	(KG)	OEM
CM55125-96310	0,13	CM55125-96310A	0,07	55125-96310

20, 25, 30, 40 50 HP (1983-10)  
DF25, DF30 (2000-10)  
DF25 V-TWIN (2006+)

ZN	(KG)	AL	(KG)	OEM
CM11130-94600	0,02	CM11130-94600A	0,01	11130-94600

DT4 --> DT140 (1986-2002)

TORNILLO  
PAGB/T5783-M6X14

AL	(KG)	OEM
CM55125-95301A	0,06	55125-95301

55, 65 HP

KITS DE ÁNODOS	ANODES KIT	KIT ANODI	KIT ANODES												
<table border="1"> <thead> <tr> <th>AL</th> <th>(KG)</th> <th>OEM</th> </tr> </thead> <tbody> <tr> <td>CM55125-95301A</td> <td>0,06</td> <td>55125-95301</td> </tr> </tbody> </table> <p>55, 65 HP</p>	AL	(KG)	OEM	CM55125-95301A	0,06	55125-95301	<p><b>Martyr</b> SUZUKI 90-100-115-140 HP ANODE KIT <b>A premium</b> SALT AND BRACKISH WATER</p> <p>new</p>	<table border="1"> <thead> <tr> <th>AL</th> <th>(KG)</th> <th>OEM</th> </tr> </thead> <tbody> <tr> <td>CM55125-94502</td> <td>0,33</td> <td>55125-94502</td> </tr> </tbody> </table> <p>DT115 --&gt; DT140 (1986-00)</p>	AL	(KG)	OEM	CM55125-94502	0,33	55125-94502	<p><b>Martyr</b> SUZUKI 40-50 HP ANODE KIT <b>A premium</b> SALT AND BRACKISH WATER</p> <p>new</p>
AL	(KG)	OEM													
CM55125-95301A	0,06	55125-95301													
AL	(KG)	OEM													
CM55125-94502	0,33	55125-94502													



**ÁNODO**


**ANODE**

**ANODI**

**ANODE**


ZN	OEM	(KG)
TEN01208	55300-95500	0,08

DF9.9 (2004-10)  
DF15 (1996-03)  
DF40, DF50 (1999-10)  
DF40A, DF50A, DF60A (2010+)



ZN	OEM	(KG)	Ø
TEN01210	55320-98400	0,05	7 mm
TEN01210/1	41811-98500	0,05	M6

DF9.9, DF15 (1997-10)



ZN	OEM	(KG)
TEN01212	55321-90J01	0,10

DF60, DF140 (1998-10)



ZN	OEM	(KG)	TORNILLO	TÓRICA
TEN01213	55321-87J00 55321-87J01	0,02	PAGB/T5783-M6X14	REC09280-22019

DF8 --> DF300




ZN	(KG)	AL	(KG)	OEM
TEN01214	0,51	TEN01214AL	0,20	55320-94900

DF60 --> DF30 HP



ZN	(KG)	OEM
TEN01202	0,095	55320-98600

DT4, DT5 (1988-02)




ZN	OEM	(KG)
TEN01211	55125-87D00 55120-87801	0,31

50 --> 70 HP  
DT150, DT175, DT200, DT225  
4T



ZN	OEM	(KG)
TEN01215	55125-90J01	0,25

Serie 7DF60- DF70  
DF90 --> DF140 (1998+)



ZN	OEM	(KG)
TEN01200	55125-96310	0,15

20, 25, 30 HP  
DF25, DF30 (2000-10)  
DF25 V-TWIN (2006+)




ZN	(KG)	AL	(KG)	OEM
TEN01204	0,08	TEN01204AL	0,03	55320-98311 55320-95310

DF25, DF300 (2010+)




ZN	(KG)	OEM
TEN01201	0,16	55125-95301

DF40, DF50 (1999-10)  
DF40A, DF50A, DF60A (2010+)



ZN	(KG)	OEM
TEN01206	0,05	55321-93900


DF9.9, DF15 (1997-08)




ZN	(KG)	OEM
TEN01207	0,19	55321-95500 55320-98600

75, 85, 90 HP




ZN	OEM	 (KG)
TEN01203	41810-87D00	0,15




ZN	 (KG)	OEM
TEN01209	0,33	55321-94502 55125-94502


115 HP



ZN	 (KG)	OEM	TORNILLO
TEN01205	0,01	11130-94600	PAGB/T5783-M6X14

DT4 --> DT140 (1986-02)



ZN	 (KG)	OEM
TEN01166	0,03	11281-94400


DT8 --> DT65 (1986-00)  
DF60, DF70 (1998-09)



**new**


**TORNILLO INOX**      **SS SCREW**      **VITE INOX**      **VIS INOX**

REF	OEM	ÁNODO ANODE ANODO ANODE
PAGB/T5783-M6X14	09103-06281	CM55321-87J00 CM11130-94600 TEN01213 TEN01205



**new**

REF	OEM	ÁNODO ANODE ANODO ANODE
PAGB/T818-M6X14	09128-06221	11130-94600



**new**

REF	OEM	ÁNODO ANODE ANODO ANODE	
REC09116-06121	09116-06121	55321-94900	6 X 25



**new**


REF	OEM	ÁNODO ANODE ANODO ANODE	
REC09116-06094	09116-06094	55321-93J00	6 X 15



**new**

**JUNTA TÓRICA**      **O-RING**      **O-RING**      **JOINT TORIQUE**

REF	OEM	ÁNODO ANODE ANODO ANODE
REC09280-22019	09280-22019	CM55321-87J00 TEN01213




**new**

**JUNTA TAPA DEL ÁNODO**      **GASKET, ANODE COVER**      **GUARNIZIONE, COPERCHIO ANODO**      **JOINT, COUVERCLE D'ANODE**

REF	OEM
REC11265-87E10	11265-87E00 11265-87E00-H17

DF25 --> DF140



**new**

# PARTES DEL MOTOR ENGINE PARTS

# PARTI MOTORE PIECES MOTEUR

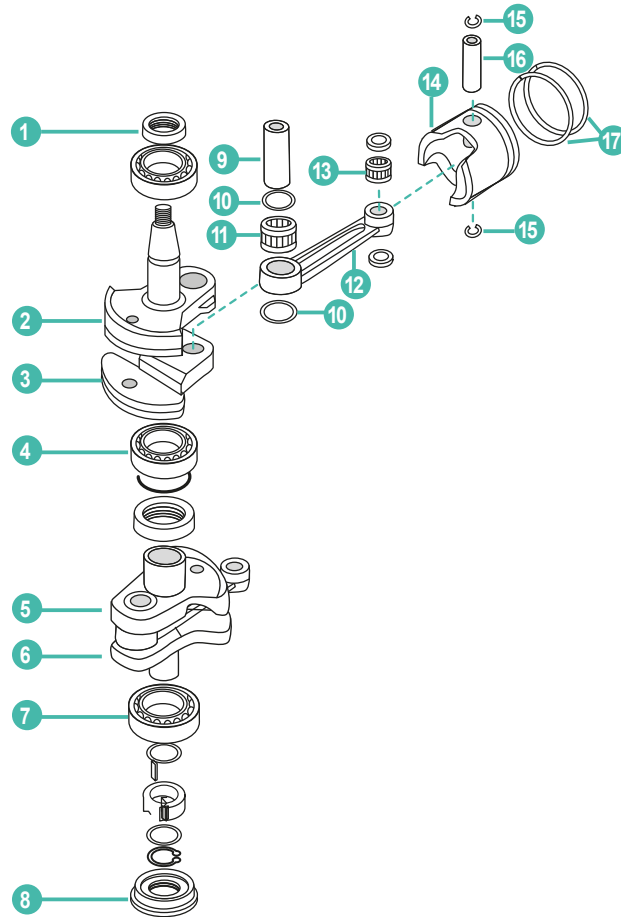
DESPIECE MOTOR  
DE 2 TIEMPOS

ENGINE PARTS  
2 STROKES

PARTI MOTORI  
2 TEMPI

PIECES DE MOTEURS  
2 TEMPS

2T  
STROKES DT40C-W-G-X (1986-99)  
DTW-K1-KA (2001-04)



	REF	OEM					UN.
1	REC09283-35043	09283-35043	RETÉN	OIL SEAL	PARAOLIO	JOINT SPI	1
2	REC12221-94412	12221-94412	CIGÜEÑAL 1	CRANKSHAFT 1	ALBERO MOTORE 1	VILEBREQUIN 1	1
3	REC12231-94413	12231-94413	CIGÜEÑAL 2	CRANKSHAFT 2	ALBERO MOTORE 2	VILEBREQUIN 2	1
4	REC09269-30012	09269-30012	RODAMIENTO	BEARING	CUSCINETTO	ROULEMENT	1
5	REC12232-94412	12232-94412	CIGÜEÑAL 3	CRANKSHAFT 3	ALBERO MOTORE 3	VILEBREQUIN 3	1
6	REC12240-94432	12240-94432	CIGÜEÑAL 4	CRANKSHAFT 4	ALBERO MOTORE 4	VILEBREQUIN 4	1
7	REC09262-35052	09262-35052	RODAMIENTO	BEARING	CUSCINETTO	ROULEMENT	1
8	REC09283-30062	09283-30062	RETÉN	OIL SEAL	PARAOLIO	JOINT SPI	1
9	REC12211-94410	12211-94410	BULON CIGÜEÑAL	PIN CRANK	SPINOTTO	CLAVETTE	2
10	REC09160-27008	09160-27008	ARANDELA	WASHER	RONDELLA	RONDELLE	4
11	REC09263-27005	09263-27005	COJINETE BIELA	ROD BEARNG	CUSCINETTO BIELLA	ROULEMENT DE BIELLE	2
12	REC12161-94400	12161-94400	BIELA	CONNECTING ROD	BIELLA	BIELLE	2
13	REC09263-20072	09263-20072	COJINETE BIELA	ROD BEARNG	CUSCINETTO BIELLA	ROULEMENT DE BIELLE	2
14	REC12110-94400K	12110-94400K	KIT PISTON	PISTON KIT	KIT PISTONE	KIT PISTON	2
15	REC09381-20003	09381-20003	CLIP	CNAP RING	CLIP	CLIP	4
16	REC12151-94400	12151-94400	PIN	PIN	SPINA	AXE DE PISTON	2
17	REC12140-94400	12140-94400	KIT SEGMENTOS	RING SET	SET FASCE	KIT DE SEGMENTS	2

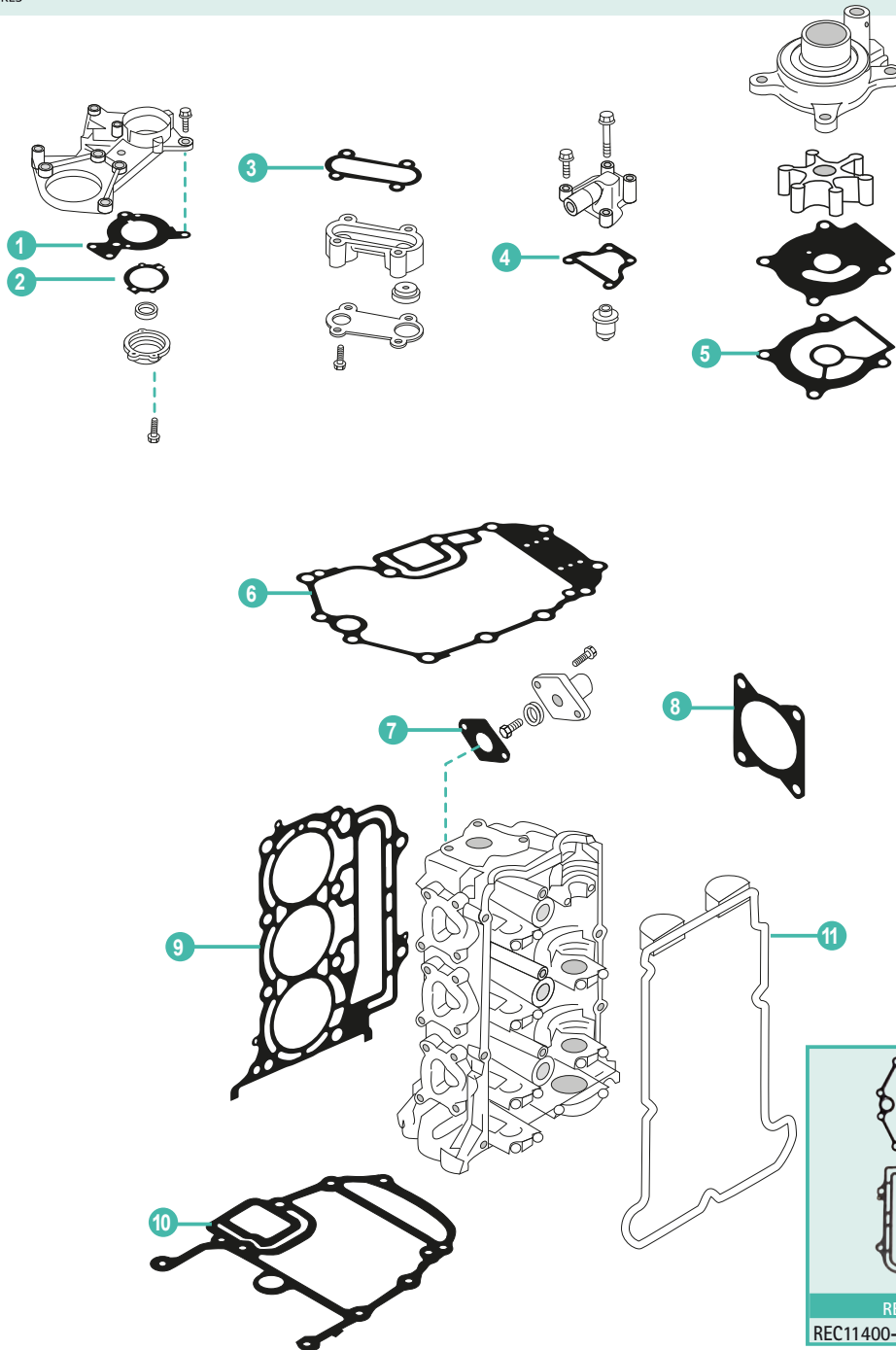
DESPIECE MOTOR  
DE 4 TIEMPOS

ENGINE PARTS  
4 STROKES

PARTI MOTORI  
4 TEMPI

PIECES DE MOTEURS  
4 TEMPS

4T DF40, DF50 (1999-10)  
STROKES

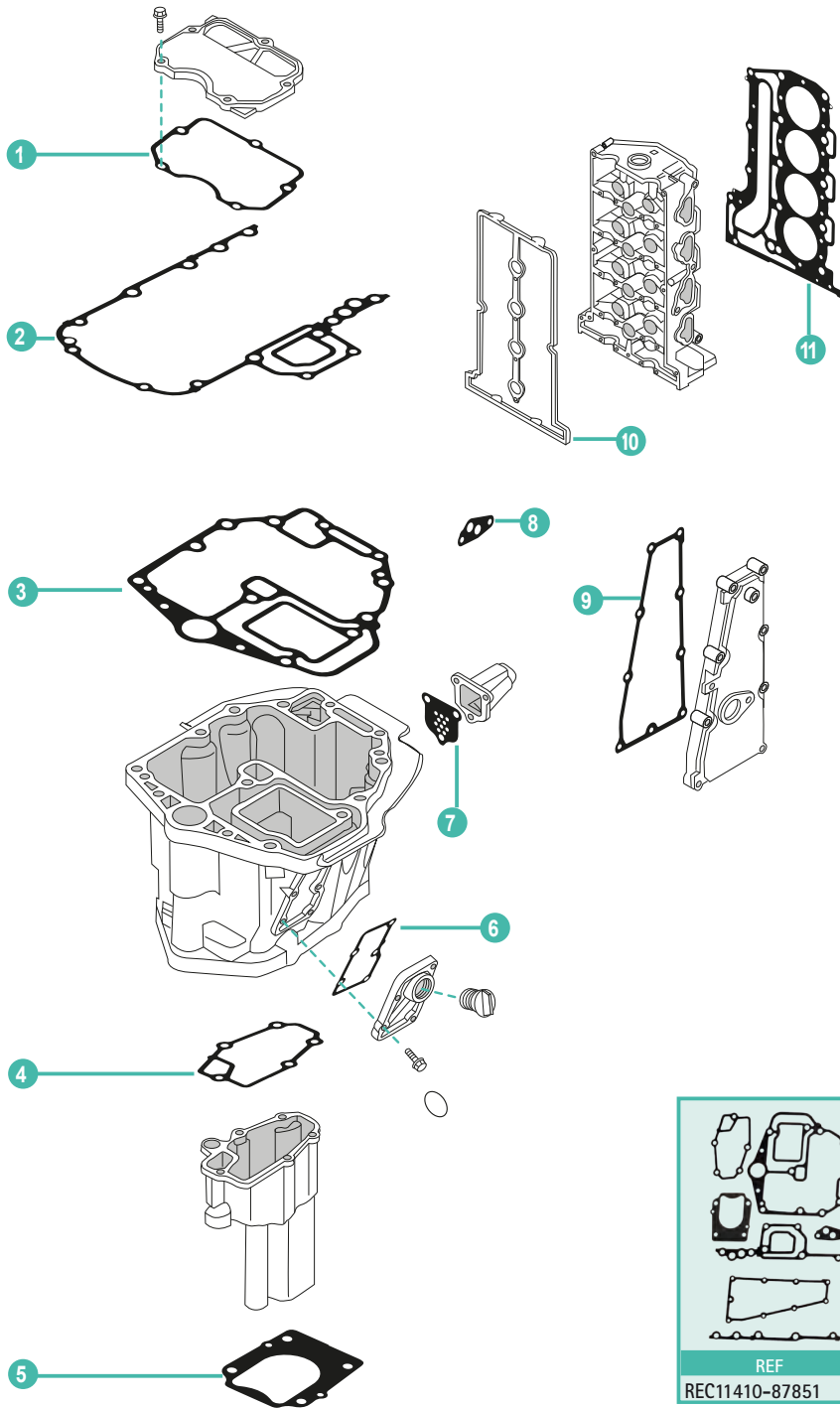


REF	OEM
REC11400-87804	11400-87804

	REF	OEM				
1	REC11413-87J00	11413-87J00	RETÉN SUPERIOR	SEAL UPPER	PARAOLIO SUPERIORE	JOINT SPI
2	REC11433-87J00	11433-87J00	JUNTA DEL RETÉN SUPERIOR	SEAL UPPER, GASKET	GUARNIZIONE PARAOLIO SUPERIORE	JOINT SPI
3	REC17616-87J00	17616-87J00	JUNTA DE LA VÁLVULA DE PRESIÓN	PRESURE VALVE, GASKET	GUARNIZIONE, VALVOLA PRESIONE	JOINT SOUPAPE DE PRESSION
4	REC17685-87D10	17685-87D10	JUNTA TAPA DE TERMOSTATO	THERMOSTAT COVER GASKET	GUARNIZIONE COPERCHIO TERMOSTATO	JOINT LOGEMENT THERMOSTAT
5	REC17472-96303	17472-96303	JUNTA DE LA BOMBA DE AGUA	WATER PUMP, GASKET	GUARNIZIONE POMPA ACQUA	JOINT POMPE À EAU
6	REC11489-87J00	11489-87J00	JUNTA DEL CÁRTER	OIL PAN, GASKET	GUARNIZIONE COPPA OLIO	JOINT DE CARTER
7	REC11265-87E10	11265-87E10	JUNTA TAPA DEL ÁNODO	GASKET, COVER ANODE	GUARNIZIONE COPERCHIO ANODO	JOINT D'ANODE D'ECHAPPEMENT
8	REC13421-87J00	13421-87J00	JUNTA DEL CUERPO DE MARIPOSA	THRPTTLE BODY GASKET	GUARNIZIONE CORPO FARFALLATO	JOINT DE THROTTLE BODY
9	REC11141-87J02	11141-87J02	JUNTA DE CULATA	CYLINDER HEAD, GASKET	GUARNIZIONE TESTATA	JOINT DE CULASSE
10	REC51211-87J00	51211-87J00	JUNTA BASE MOTOR	GASKET ENGINE	GUARNIZIONE BASE MOTORE	JOINT DE TÊTE MOTRICE
11	REC11189-87J00	11189-87J00	JUNTA TAPA DE BALANCÍN	GASKET CYLINDER COVER	GUARNIZIONE COPERCHIO PUNTERIE	JOINT COUVERCLE



4T DF70A, DF80A, DF90A, DF100B (2009+)  
STROKES



REF	OEM
REC11410-87851	11410-87851

P. 484

	REF	OEM				
1	REC51123-87L00	51123-87L00	JUNTA DE LA TAPA DE SILEMBLOCK	GASKET, MOUNT CASE COVER	GUARNIZIONE COPERCHIO SILEMBLOCK	JOINT DE COUVERCLE SILEMBLOCK
2	REC51211-87L10	51211-87L00 51211-87L10	JUNTA BASE MOTOR	ENGINE HOLDER GASKET	GUARNIZIONE BASE MOTORE	JOINT BASE MOTEUR
3	REC11489-87L00	11489-87L00	JUNTA CARTER	OIL PAN GASKET	GUARNIZIONE COPPA	JOINT DE CARTER
4	REC52331-87L00	52331-87L00	JUNTA TAPA DE ESCAPE	GASKET EXHAUST COVER	GUARNIZIONE COPERCHIO SCARICO	JOINT DE COUVERCLE D'ECHAPPEMENT
5	REC17472-87L00	17472-87L00	JUNTA BOMBA DE AGUA	WATER PUMP GASKET	GUARNIZIONE POMPA ACQUA	JOINT DE POMPE À EAU
6	REC52331-87L00	52331-87L00	JUNTA TAPA ESCAPE	GASKET EXHAUST COVER	GUARNIZIONE COPERCHIO SCARICO	JOINT DE COUVERCLE D'ECHAPPEMENT
7	REC11542-87L00	11542-87L00	JUNTA MÚLTIPLE DE ESCAPE	MULTI EXHAUST GASKET	GUARNIZIONE SCARICO MULTIPLO	JOINT DE PIPE D'ECHAPPEMENT
8	REC16539-87L00	16539-87L00	JUNTA ADAPTADOR DE FILTRO	FILTER ADAPTER GASKET	GUARNIZIONE ADATTATORE DE FILTRO	JOINT D'ADAPTEUR DE FILTRE
9	REC14151-87L00	11151-87L00	JUNTA TAPA ESCAPE	GASKET EXHAUST COVER	GUARNIZIONE COPERCHIO SCARICO	JOINT DE COUVERCLE D'ECHAPPEMENT
10	REC11189-87L00	11189-87L00	JUNTA TAPA DE CULATA	GASKET CYLINDER HEAD COVER	GUARNIZIONE COPERCHIO TESTATA	JOINT DE COUVERTURE DE CULASSE
11	REC11141-87L00	11141-87L00	JUNTA DE CULATA	CYLINDER-HEAD GASKET	GUARNIZIONE TESTATA	JOINT DE CULASSE

ÁRBOL DE LEVAS


CAMSHAFT

ALBERO A CAMME

ARBRE A CAMES

REF	OEM
REC12710-97J00	12710-97J00

DF2.5 (2006+)



**new**



REF  
STA82910

JUNTAS DE MOTOR  
4 TIEMPOS

ENGINE GASKET  
4 STROKES

GUARNIZIONI  
MOTORE 4 TEMPI

JOINTS DE MOTEUR  
4 TEMPS

4T  
STROKES

JUNTAS DE CULATA


CYLINDER HEAD GASKET

GUARNIZIONE TESTA

JOINT DE CULASSE

REF	OEM
REC11141-97J02	11141-97JL0 11141-97J01

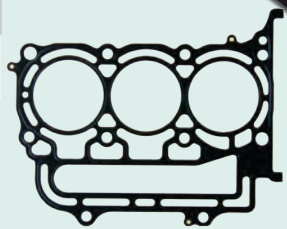
DF2.5 (2006-15)



**new**

REF	OEM
REC11141-87J02	11141-87J00 11141-87J01 11141-87J02


DF40, DF50 (1999-10)



**new**

REF	OEM
REC11141-91JL0	11141-91JL0 11141-91J01 11141-91J02

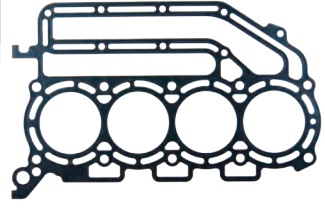
DF4, DF5, DF6 (2002-15)



**new**


REF	OEM
REC11141-90J01	11141-90J00

DF90, DF100, DF115K1-K11 (2001-11)



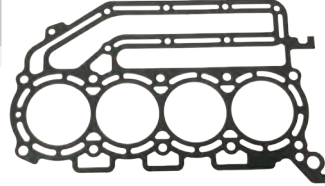
REF	OEM
REC11141-93E20	11141-93E20

DF9.9, DF15T-K3 (1996-03)  
DF9.9, DF15 (R) (2004-11) MY04




REF	OEM
REC11141-92J01	11141-92J00

DF100A, DF115A, DF140A (2013+)  
DF140 (2002-12)



REF	OEM
REC11141-95J00	11141-95J00


DF20, DF25, DF25R V2 (2006-11)



REF	OEM
REC11142-93J10	11142-93J03
REC11141-93J10	11141-93J03


DF200, DF225, DF250 (2004+)

BABOR | PORT | BABORDO | GAUCHE  
ESTRIBOR | STD | TRIBORDO | DROIT



REF	OEM
REC11141-87L00	11141-87L00

DF70A, DF80A, DF90A, DF100B (2009+)




**new**

REF	OEM
REC11142-98J10	11142-98J00
REC11141-98J10	11141-98J01

DF300AP (2012)  
DF300T-Z (2007-11)

BABOR | PORT | BABORDO | GAUCHE  
ESTRIBOR | STD | TRIBORDO | DROIT



SUZUKI

RECAMBIO  
MARINOS

4T  
STROKESGUÍA  
JUNTAS DE CULATACYLINDER HEAD GASKET  
GUIDEGUIDA  
GUARNIZIONE TESTAGUIDE  
JOINTS DE CULASSE

		REF	RO OEM
DF2.5	2006-15	REC11141-97J02	11141-97JL0
			11141-91JL0
DF4, DF5, DF6	2002-15	REC11141-91JL0	11141-91J01
			11141-91J02
DF9.9, DF15 T-K3	1996-03	REC11141-93E20	11141-93E20
DF9.9, DF15 R	2004-11	REC11141-93E20	11141-93E20
DF20, DF25 R-V2	2006-11	REC11141-95J00	11141-95J00
			11141-87J00
DF40, DF50	1999-10	REC11141-87J02	11141-87J01
			11141-87J02
DF70A, DF80A, DF90A, DF100B	2009+	REC11141-87L00	11141-87L00

		REF	RO OEM
DF90, DF100, DF115 K1-K11	2001-11	REC11141-90J01	11141-90J01
DF100A, DF115A, DF140A	2013	REC11141-92J01	11141-92J00
DF140	2002-12	REC11141-92J01	11141-92J00
DF200, DF225, DF250 V6 (STB)	2004	REC11141-93J10	11141-93J03
DF200, DF225, DF250 V6 (PORT)	2004	REC11142-93J10	11142-93J03
DF300 T/Z V6 (STB)	2007-11	REC11141-98J10	11141-98J01
DF300 T/Z V6 (PORT)	2007-11	REC11141-98J10	11142-98J00
DF300 AP V6 (STB)	2012-12	REC11141-98J10	11141-98J01
DF300 AP V6 (PORT)	2012-12	REC11141-98J10	11142-98J00

4T  
STROKESKITS  
JUNTAS DE CULATACYLINDER HEAD GASKET  
KITKIT  
GUARNIZIONE TESTAKITS  
JOINTS MOTEUR

REF	OEM
REC11400-87804	11400-87804
	11400-87803
	11400-87802
	11400-87801
	11400-87800

DF40, DF50 (1999-10)

**new**

REF	OEM
REC11410-87851	11410-87851
	11410-87850

DF70A, DF80A, DF90A, DF100B (2009+)

**new**

4T  
STROKES

## JUNTAS BASE DE MOTOR

## CYLINDER GASKET

GUARNIZIONE  
BASE MOTORE

## JOINTS DE TÊTE MOTRICE

REF	OEM
REC51211-90J10	51211-90J00
	51211-90J01
	51211-90J02
	51211-90J10

DF90, DF100, DF115 K1-K11 (2001-11)  
DF140 (2002-12)

Motores antiguos  
Old engines  
Motore vecchio  
Moteurs anciennes

REF	OEM
REC51211-87L10	51211-87L00
	51211-87L10

DF70A, DF80A, DF90A, DF100B (2009+)

**new**

REF	OEM
REC51211-93J00	51211-93J00

DF200, DF225, DF250 (2004-15)  
DF300AP (2012)  
DF300T/Z (2007-11)

REF	OEM
REC51211-87J00	51211-87J00

DF40, DF50 (1999-10)

**new**

REF	OEM
REC51211-90J2	51211-90J21
	51211-90J22

DF90, DF100, DF115, DF140  
DF100A, DF115A, DF140A (2013+)

Motores modernos  
New engines  
Motore moderno  
Moteurs modernes

**new**

REF	OEM
REC51211-87J00	51211-87J00

DF40, DF50 (1999-10)

**new**


**4T STROKES**    **JUNTAS BASE ACEITE**    **GASKET, UNDER OIL**    **GUARNIZIONE BASE OLIO**    **JOINTS BASE D'HUILE**

REF	OEM
REC51142-93J00	51142-93J00
DF200, DF225, DF250 (2004+)	
DF300AP (2012)	
DF300T-Z (2007-11)	



**4T STROKES**    **JUNTAS BASE RETÉN**    **GASKET, MOUNT OIL SEAL COVER**    **GUARNIZIONE BASE PARAOLIO**    **JOINT DE COUVERCLE**

REF	OEM
REC51123-93J00	51123-93J00
DF200, DF225, DF250 (2004+)	
DF300AP (2012)	
DF300T/Z (2007-11)	



**4T STROKES**    **JUNTAS GUÍA CADENA**    **GASKET, TIMING CHAIN GUIDE BASE**    **GUARNIZIONE CARTER CATENA GUIDA BASE**    **JOINT DE GUIDE CHAINE**

REF	OEM
REC12778-93J00	12778-93J00
DF200, DF225, DF250 (2004+)	
DF300AP (2012)	
DF300T/Z (2007-11)	




**4T STROKES**    **JUNTAS ACEITE**    **GASKET, OIL GALLERY**    **GUARNIZIONE OLIO**    **JOINT D'HUILE**

REF	OEM
REC16433-93J00	16433-93J00
DF200, DF225, DF250 (2004+)	
DF300AP (2012)	
DF300T/Z (2007-11)	



REF	OEM
REC11552-87L00	11552-87L00
DF70A, DF80A, DF90A, DF100B (2000+)	



REF	OEM
REC17693-95J00	17693-95J00
DF20R, DF25, DF25R V2 (2006-11)	



**4T STROKES**    **JUNTAS CUERPO DE MARIPOSA**    **GASKET, THROTTLE BODY**    **GUARNIZIONE CORPO FARFALLATO**    **JOINT DE THROTTLE BODY**

REF	OEM
REC13421-98J00	13421-98J00
DF300AP (2012)	
DF300T/Z (2007-11)	



REF	OEM
REC13421-87J00	13421-87J00
DF40, DF50	



**4T STROKES**    **JUNTA TAPA DE FILTRO**    **GASKET, FILTER COVER**    **GUARNIZIONE COPERCHIO FILTRO**    **JOINT COUVERCLE DE FILTRE**

REF	OEM
REC16539-87L00	16539-87L00
DF70A, DF80A, DF90A, DF100B (2009+)	





**4T STROKES** JUNTA TAPA DE SILEMBLOCK GASKET, SILEMBLOCK COVER GUARNIZIONE COPERCHIO SILEMBLOCK JOINT DE COUVERCLE SILEMBLOCK

REF	OEM
REC51123-87L00	51123-87L00

DF70A, DF80A, DF90A, DF100B (2009+)

*new*

**4T STROKES** JUNTA TAPA DE BALANCINES GASKET, CYLINDER COVER GUARNIZIONE COPERCHIO PUNTERIE JOINT DE CACHE CULBUTEUR

REF	OEM
REC11189-87L00	11189-87L00

DF70A, DF80A, DF90A, DF100B (2009+)

*new*

REF	OEM
REC11189-87J00	11189-87J00

DF40, DF50 (1999-10)

*new*

**4T STROKES** JUNTA TAPA DE TERMOSTATO GASKET, THERMOSTAT COVER GUARNIZIONE COPERCHIO TERMOSTATO JOINT LOGEMENT THERMOSTAT

REF	OEM
REC17685-87D10	17685-87D10 17685-87D00

DF40, DF50 (1999-10)  
V6 H-Y (1987-00)

*new*

**4T STROKES** JUNTA VÁLVULA DE PRESION GASKET, PRESSURE VALVE GUARNIZIONE VALVOLA PRESSIONE JOINT SOUPAPE DE PRESSION

REF	OEM
REC17616-87J00	17616-87J00

DF40, DF50 (1999-10)

*new*

**4T STROKES** JUNTA RETÉN SUPERIOR GASKET, UPPER SEAL GUARNIZIONE PARAOLIO SUPERIORE JOINT D'HUILE SUPERIEUR

REF	OEM
REC11413-87J00	11413-87J00

DF40, DF50 (1999-10)

*new*

REF	OEM
REC11433-87J00	11433-87J00

DF40, DF50 (1999-10)

*new*

2T  
STROKES

**JUNTAS DE MOTOR  
2 TIEMPOS**

**ENGINE GASKET  
2 STROKES**

**GUARNIZIONI  
MOTORE 2 TEMPI**

**JOINTS DE MOTEUR  
2 TEMPS**

**JUNTAS DE CULATA**

**CYLINDER HEAD GASKET**

**GUARNIZIONE TESTA**

**JOINT DE CULASSE**

REF	OEM
REC11141-98401	11141-98401

DT2, DT2.2 G-Y (1686-00)



REF	OEM
REC11141-96344	11141-96344

DT25, DT30 K1-K2 (2001-02)



REF	OEM
REC11141-98130	11141-98130

DT5, DT6, DT8 G-Y (1986-00)  
DT6, DT8Y-KS (2000-02)



REF	OEM
REC11141-94450	11141-94450

DT40C-W-G-X (1986-99)



REF	OEM
REC11141-93960	11141-93950

DT9.9D, DT15K-G-Y (1986-00)  
DT9.9, DT15K1-K4 (2001-04)  
DT15C (1989-97)




REF	OEM
REC11141-94720	11141-94701 11141-94720

DT55, DT65J-X (1988-99)




REF	OEM
REC11141-96303	11141-96344

DT20, DT25, DT30G-Y (1986-00)




REF	OEM
REC11141-95505	11141-95505 11141-95621

DT75, DT85J-Y (1988-00)



REF	OEM
REC11141-95D40	11141-95D40

DT25C, DT30C-K-Y (1989-00)




REF	OEM
REC11141-87E90	11141-87D90 11141-87E20

DT25C, DT30C-K-Y (1989-00)



REF	OEM
REC11141-94506	11141-94506 11141-94620

DT115, DT140G-Y (1986-00)  
4 In line



REF	OEM
REC11141-87D90	11141-87D90 11141-87D61

150/200 HP (1986)  
V6



2T  
STROKES

**GUÍA  
JUNTAS DE CULATA**

**CYLINDER HEAD GASKET  
GUIDE**

**GUIDA  
GUARNIZIONE TESTA**

**GUIDE  
JOINTS DE CULASSE**

		REF	RO OEM
DT2.2, DT2.2 G-Y	1986-00	REC11141-98401	11141-98411
DT5, DT6, DT8 G-Y	1986-00	REC11141-98130	11141-98130
DT6, DT8 Y-K2	2000-02	REC11141-98130	11141-98130
DT9.9K, DT15 K-G-Y	1986-00	REC11141-93960	11141-93950
DT9.9, DT15 K1-K4	2001-04	REC11141-93960	11141-93950
DT15C	1989-97	REC11141-93960	11141-93950
DT20, DT25, DT30 G-Y	1986-00	REC11141-96303	11141-96344
DT25, DT30 C-K-Y	1989-00	REC11141-95D40	11141-95D40
DT25, DT30 K1-K2	2001-01	REC11141-96344	11141-96343

		REF	RO OEM
DT40 C-W-G-X	1986-99	REC11141-94450	11141-94440
DT55, DT65 J-X	1988-99	REC11141-94720	11141-94720
DT75, DT85 J-Y	1988-00	REC11141-95505	11141-95621
DT90, DT100 L-Y	1990-00	REC11141-87E90	11141-87E20
DT115, DT140 G-Y	1986-00	REC11141-94506	11141-94620
DT150, DT200, V6	1986-86	REC11141-87D90	11141-87D61
DT150, DT200, DT225 W-K3	1998-03	REC11141-87D92	11141-87D32

SUZUKI

RECAMBIOS  
MARINOS

2T  
STROKES

JUNTAS DE CULATÍN

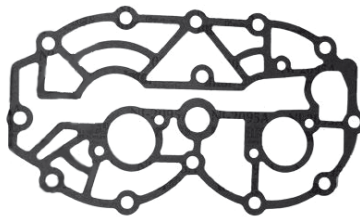
GASKET, HEAD COVER

GUARNIZIONE COPERCHIO TESTA

JOINTS DE COUVRE CULASSE

REF	OEM
REC11162-94410	11162-94410

DT40C-WG-X (1986-99)  
DT40W K1-K4 (2001-04)



2T  
STROKES

JUNTAS BASE ACEITE

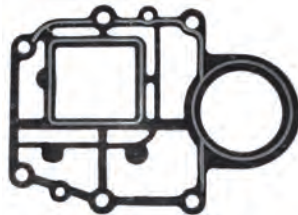
GASKET, UNDER OIL

GUARNIZIONE BASE OLIO

JOINTS DE TÊTE MOTRICE


REF	OEM
REC11433-93912	11433-93901

DT9.9, DT15 K1-K4 (2001-04)  
DT9.9K, DT15K-G-Y (1986-00)



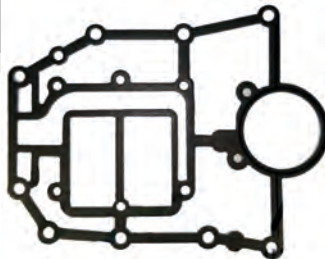
REF	OEM
REC11433-96330	11433-96302

DT20, DT25, DT30G-Y (1986-00)  
DT25, DT30 K1-K2 (2001-02)



REF	OEM
REC11433-94412	11433-94401

DT40C-W-G-X (1986-00)



2T  
STROKES

JUNTA TAPA DE TERMOSTATO

GASKET, THERMOSTAT COVER

GUARNIZIONE COPERCHIO TERMOSTATO

JOINT LOGEMENT THERMOSTAT

REF	OEM
REC17685-87D10	17685-87D10 17685-87D00

DT150, DT200, DT225 (1998-03)  
DT90, DT100 (1990-00)



new

RETENES DE ACEITE OIL SEALS

PARAOLIO

JOINT SPI

RETÉN DE ACEITE

OIL SEAL

PARAOLIO

JOINT SPI

REF	OEM	Dimensions
REC09282-10008	09282-10008	10 x 21 x 4.5 mm

DF2.5 (2006-13)  
DF4, DF5, DF6 (2002+)  
DT4/J4, DT5Y (1988-02)  
DT4K1 (2001)



REF	OEM	Dimensions
REC09283-17002	09283-17002	17 x 29 x 7 mm

DT2, DT2.2G-Y (1986-00)  
DT2.2 K1-K5 (2001-05)



REF	OEM	Dimensions
REC09282-12008	09282-12008	12 x 24 x 4.5 mm



DF2.5 (2012)  
DTK1 (2001)  
DF4, DF5, DF6 (2002-12)  
DT4, J4, DT5Y (1988-02)  
DT8, DT9.9C-J-V (1988-97)







REF	OEM	Dimensions
REC09283-20018	09283-20018	20 x 37 x 9 mm



DT4K1 (2001)  
DT4, J4, DT5Y (1988-02)  
DT8, DT9.9C-J-V (1988-97)  
DT15C (1989-97)







REF	OEM		
REC09282-12010	09282-12010	12 x 25 x 7 mm	
	DF9.9, DF15 (R) (2004-12) DF9.9, DF15T-K3 (1996-03) DT15C (1989-97) DT9.9K, DT15K-G-Y (1986-00) DT9.9, DT15K1-K4 (2001-04)		



REF	OEM		
REC09282-15008	09282-15008	14.7 x 25 x 6.5 mm	
	DF20R, DF25, DF25RVZ (2006-11) DT20, DT25, DT30G-Y (1986-00) DT25, DT301-K2 (2001-02)		



REF	OEM		
REC09282-17005	09282-17005	17 x 32 x 6 mm	
	DF40, DF50X-K10 (1999-10) DF40A, DF50A, DF60A (2010+) DT40X-W-G-X (1986-99) DT40W-K1-K4 (2001-04)		



REF	OEM		
REC09282-17009	09282-17009	17 x 28 x 6 mm	
	DF25, DF30W-K6 (2000-06) DF40, DF50Y-K10 (1999-10) DT25C, DT30C-K-Y (1989-00) DT40C-W-G-X (1986-99) DT40W-K1-K4 (2001-04) DT55, DT65J-X (1988-99)		



REF	OEM		
REC09283-10003	09283-10003	10 x 22 x 6 mm	
	DT4 J4, DT5Y (1988-02) DT4K1 (2001) DT5, DT6, DT8G-Y (1986-00) DT6, DT8Y-K2 (2000-02)		



REF	OEM		
REC09283-10009	09283-10009	10 x 45 x 5 mm	
	DF4, DF5, DF6 (2002+)		



REF	OEM		
REC09283-35043	09283-35043	35 x 55 x 7 mm	
	DT40C-W-G-X (1986-99) DT40WK1-K4 (2001-04) DT55, DT65J-X (1988-99)		



REF	OEM		
REC09289-10005	09289-10005		
	DT2, DT2.2G-Y (1986-00) DT2.2 K1-K5 (2001-05)		



REF	OEM		
REC09283-30064	09283-30064	30 x 55 x 10 mm	
	DT20, DT25, DT30G-Y (1986-00) DT25, DT30K1-K2 (2001-02)		



REF	OEM		
REC09283-20045	09283-20045		
	DT4 -J4, DT5Y (1988-00) DT5Y (1998-02) DT4K1 (2001)		



REF	OEM		
REC09283-25035	09283-25035	25 x 40 x 7 mm	
	DT15C (1989-97) DT9.9K, DT15K-G-Y (1986-00) DT9.9, DT15K1-K4 (2001-04)		



REF	OEM		
REC09283-25075	09283-25075	25 x 52 x 7 mm	
	DT9.9K, DT15K-G-Y (1986-00) DT9.9, DT15K1-K4 (2001-04)		



REF	OEM		
REC09283-25076	09283-25075	25 x 45 x 5 mm	
	DF4, DF5, DF6 (2002+)		

REF	OEM		
REC09283-30062	09283-30062	30 x 55 x 8 mm	
	DT20, DT25, DT30G-Y (1986-00) DT25, DT30K1-K2 (2001-02) DT40C-W-G-X (1986-99) DT40W K1-K4 (2001-04) DT55, DT65J-X (1988-99) DT75, DT85J-Y (1988-00)		

REF	OEM		
REC09289-12002	09289-12002	12 x 28 x 8 mm	
	DT2, DT2.2 G-Y (1986-00) DT2.2 K1-K5 (2001-05)		


REF	OEM		
REC09289-17004	09289-17004	17 x 30 x 9 mm	
	DT20, DT25, DT30G-Y (1986-00) DT25, DT30K1-K2 (2001-02)		


REF	OEM		
REC09289-17006	09289-17006	17 x 30 x 6 mm	
	DF8A-AR, DF9.9A-AR (2010-12) DF9.9, DF15(R) (2004-12) DF9.9, DF15T-K3 (1996-03) D9.9K, DT15K-G-Y (1986-00) DT9.9, DT15K1-K4 (2001-04) DT15C (1989-97)		

REF	OEM		
REC09289-20009	09289-20009	20 x 34 x 6,5 mm	
	DF20R, DF25, DF25RVZ (2006-11) DF25, DF30Y-K6 (2000-06) DT20, DT25, DT30G-Y (1986-00) DT25, DT30K1-K2 (2001-02) DT25C, DT30C-K-Y (1989-00)		





REF	OEM	
REC09289-22007	09289-22007	21.2 x 35 x 5 mm




 DF40A, DF50A, DF60A (2010+)  
 DF40, DF50X-K10 (1999-10)  
 DT40X-W-G-X (1986-99)  
 DT40C-W-G-X (1986-99)  
 DT40W-K1-K4 (2001-04)  
 DT55, DT65J-X (1988-99)


REF	OEM	
REC09289-12003	09289-12003	13 x 26 x 10 mm




 DF15 (2012)  
 DF9.9, DF15T-K3 (1996-03)  
 DF9.9, DF15(R) (2004-11)  
 DT15C (1989-97)  
 DT9.9, DT15 K1-K4 (2001-04)  
 DT9.9K, DT15K G-Y (1986-00)


REF	OEM	
REC09289-30008	09289-30008	30 x 52 x 10 mm



 DT9.9K, DT15K-G-Y (1986-00)  
 DT9.9, DT15K1-K4 (2001-04)

REF	OEM	
REC93101-22067	09282-22007 09282-22004	22 x 36 x 6 mm



 DT90, DT100 (1990-00)  
 DF40A, DF50A, DF60A (2014+)  
 DF60, DF70 (1998-09)  
 DF70A, DF80A, DF90A (2009-14)


**JUNTA TAPÓN DE DRENAJE**


**O-RING DRAIN CAP**

**GUARNIZIONE TAPPO DRENAGIO**

**JOINT DE VIDANGE**

REF	OEM	
REC09168-10022	09168-10022	10 x 17 x 1.5 mm



 2.5 ---> 225 HP

**CIGÜEÑAL**

**CRANKSHAFT**

**ALBERO MOTORE**

**VILEBREQUIN**


**PARTES DE CIGÜEÑAL**

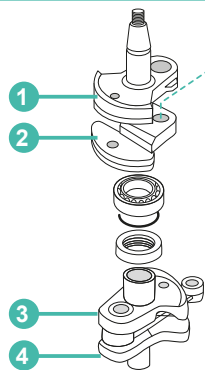
**CRANKSHAFT PARTS**

**PARTE ALBERO MOTORE**

**PARTIES DE VILEBREQUIN**

	REF	OEM
1	REC12221-94412	12221-94412
2	REC12231-94413	12231-94413
3	REC12232-94412	12232-94412
4	REC12240-94432	12240-94432

 DT40C-W-G-X (1986-99)  
 DTW-K1-K4 (2001-04)




**RODAMIENTOS DE CIGÜEÑAL**

**CRANKSHAFT BEARINGS**


**CUSCINETTI ALBERO MOTORE ROULEMENTS VILEBREQUIN**


REF	OEM	
REC09262-25078	09262-25078	25 x 25 x 15 mm

 DT9.9K, DT15K-G-Y (1986-00)  
 DT9.9, DT15K1-K4 (2001-04)




REF	OEM	
REC09269-30012	09269-30012	30 x 72 x 19 mm

 DT40X-W-G-X (1986-99)  
 DT40WK1-K4 (2001-04)  
 DT55, DT65J-X (1988-99)  
 DT75, DT85J-Y (1988-00)




REF	OEM	
REC09262-30055	09262-30055	30 x 72 x 19 mm

 DT20, DT25, DT30G-Y (1986-00)  
 DT25, DT30K1-K2 (2001-04)  
 DT75, DT85J-Y (1988-00)



BIELAS	CONNECTING ROD	BIELLA	BIELLE																
<table border="1"> <thead> <tr> <th>REF</th> <th>OEM</th> </tr> </thead> <tbody> <tr> <td>REC12161-93902</td> <td>12161-93902</td> </tr> <tr> <td></td> <td>DT9.9K, DT15K-G-Y (1986-00) DT9.9, DT15K1-K4 (2001-04) DT15C (1989-97)</td> </tr> </tbody> </table> 	REF	OEM	REC12161-93902	12161-93902		DT9.9K, DT15K-G-Y (1986-00) DT9.9, DT15K1-K4 (2001-04) DT15C (1989-97)		<table border="1"> <thead> <tr> <th>REF</th> <th>OEM</th> </tr> </thead> <tbody> <tr> <td>REC12161-94400</td> <td>12161-94400</td> </tr> <tr> <td></td> <td>DT40C-W-G-Y (1986-99) DT40W K1-K4 (2001-04) DT55, DT65J-X (1988-99)</td> </tr> </tbody> </table> 	REF	OEM	REC12161-94400	12161-94400		DT40C-W-G-Y (1986-99) DT40W K1-K4 (2001-04) DT55, DT65J-X (1988-99)					
REF	OEM																		
REC12161-93902	12161-93902																		
	DT9.9K, DT15K-G-Y (1986-00) DT9.9, DT15K1-K4 (2001-04) DT15C (1989-97)																		
REF	OEM																		
REC12161-94400	12161-94400																		
	DT40C-W-G-Y (1986-99) DT40W K1-K4 (2001-04) DT55, DT65J-X (1988-99)																		
<table border="1"> <thead> <tr> <th>REF</th> <th>OEM</th> </tr> </thead> <tbody> <tr> <td>REC12161-96300</td> <td>12161-96300</td> </tr> <tr> <td></td> <td>DT20, DT25, DT30G-Y (1986-00) DT25, DT30K1-K2 (2001-02)</td> </tr> </tbody> </table> 	REF	OEM	REC12161-96300	12161-96300		DT20, DT25, DT30G-Y (1986-00) DT25, DT30K1-K2 (2001-02)													
REF	OEM																		
REC12161-96300	12161-96300																		
	DT20, DT25, DT30G-Y (1986-00) DT25, DT30K1-K2 (2001-02)																		
ARANDELAS DE BIELA	CONNECTING ROD, THRUST WASHER	RONDELLE BIELLA	RONDELLE DE BIELLE																
<table border="1"> <thead> <tr> <th>REF</th> <th>OEM</th> </tr> </thead> <tbody> <tr> <td>REC09160-27008</td> <td>09160-27008</td> </tr> <tr> <td></td> <td>DT35 (1987-89) DT40 (1986-98) DT55 (1985-97) DT65 (1985-97)</td> </tr> </tbody> </table> 	REF	OEM	REC09160-27008	09160-27008		DT35 (1987-89) DT40 (1986-98) DT55 (1985-97) DT65 (1985-97)		<table border="1"> <thead> <tr> <th>REF</th> <th>OEM</th> </tr> </thead> <tbody> <tr> <td>REC09181-24001</td> <td>09181-24001</td> </tr> <tr> <td></td> <td>DT20, DT25, DT30G-Y (1986-00) DT25, DT30K1-K2 (2001-02)</td> </tr> </tbody> </table> 	REF	OEM	REC09181-24001	09181-24001		DT20, DT25, DT30G-Y (1986-00) DT25, DT30K1-K2 (2001-02)					
REF	OEM																		
REC09160-27008	09160-27008																		
	DT35 (1987-89) DT40 (1986-98) DT55 (1985-97) DT65 (1985-97)																		
REF	OEM																		
REC09181-24001	09181-24001																		
	DT20, DT25, DT30G-Y (1986-00) DT25, DT30K1-K2 (2001-02)																		
<table border="1"> <thead> <tr> <th>REF</th> <th>OEM</th> </tr> </thead> <tbody> <tr> <td>REC09160-20052</td> <td>09160-20052</td> </tr> <tr> <td></td> <td>DT15C (1989-97) DT9.9, DT15K1-K4 (2001-04) DT9.9K, DT15K-G-Y (1986-00)</td> </tr> </tbody> </table> 	REF	OEM	REC09160-20052	09160-20052		DT15C (1989-97) DT9.9, DT15K1-K4 (2001-04) DT9.9K, DT15K-G-Y (1986-00)													
REF	OEM																		
REC09160-20052	09160-20052																		
	DT15C (1989-97) DT9.9, DT15K1-K4 (2001-04) DT9.9K, DT15K-G-Y (1986-00)																		
COJINETES DE BIELA	CONNECTING ROD, BEARINGS	CUSCINETTI BIELLA	ROULEMENTS DE BIELLE																
<table border="1"> <thead> <tr> <th>1</th> <th>REF</th> <th>OEM</th> </tr> </thead> <tbody> <tr> <td></td> <td>REC09263-14022</td> <td>09263-14022</td> </tr> <tr> <td></td> <td>DT9.9K, DT15K G-Y (1986-00) DT9.9, DT15K1-K4 (2001-04)</td> </tr> </tbody> </table> 	1	REF	OEM		REC09263-14022	09263-14022		DT9.9K, DT15K G-Y (1986-00) DT9.9, DT15K1-K4 (2001-04)		<table border="1"> <thead> <tr> <th>2</th> <th>REF</th> <th>OEM</th> </tr> </thead> <tbody> <tr> <td></td> <td>REC09263-20051</td> <td>09263-20051</td> </tr> <tr> <td></td> <td>DT15C (1989-97) DT9.9, DT15K1-K4 (2001-04) DT9.9K, DT15K-G-Y (1986-00)</td> </tr> </tbody> </table> 	2	REF	OEM		REC09263-20051	09263-20051		DT15C (1989-97) DT9.9, DT15K1-K4 (2001-04) DT9.9K, DT15K-G-Y (1986-00)	
1	REF	OEM																	
	REC09263-14022	09263-14022																	
	DT9.9K, DT15K G-Y (1986-00) DT9.9, DT15K1-K4 (2001-04)																		
2	REF	OEM																	
	REC09263-20051	09263-20051																	
	DT15C (1989-97) DT9.9, DT15K1-K4 (2001-04) DT9.9K, DT15K-G-Y (1986-00)																		
<table border="1"> <thead> <tr> <th>1</th> <th>REF</th> <th>OEM</th> </tr> </thead> <tbody> <tr> <td></td> <td>REC09263-18016</td> <td>09263-14022</td> </tr> <tr> <td></td> <td>DT25 (1983-88) DT30 (1983-88)</td> </tr> </tbody> </table> 	1	REF	OEM		REC09263-18016	09263-14022		DT25 (1983-88) DT30 (1983-88)		<table border="1"> <thead> <tr> <th>2</th> <th>REF</th> <th>OEM</th> </tr> </thead> <tbody> <tr> <td></td> <td>REC09263-20051</td> <td>09263-20051</td> </tr> <tr> <td></td> <td>DT15C (1989-97) DT9.9, DT15K1-K4 (2001-04) DT9.9K, DT15K-G-Y (1986-00)</td> </tr> </tbody> </table> 	2	REF	OEM		REC09263-20051	09263-20051		DT15C (1989-97) DT9.9, DT15K1-K4 (2001-04) DT9.9K, DT15K-G-Y (1986-00)	
1	REF	OEM																	
	REC09263-18016	09263-14022																	
	DT25 (1983-88) DT30 (1983-88)																		
2	REF	OEM																	
	REC09263-20051	09263-20051																	
	DT15C (1989-97) DT9.9, DT15K1-K4 (2001-04) DT9.9K, DT15K-G-Y (1986-00)																		
<table border="1"> <thead> <tr> <th>1</th> <th>REF</th> <th>OEM</th> </tr> </thead> <tbody> <tr> <td></td> <td>REC09263-20072</td> <td>09263-20072</td> </tr> <tr> <td></td> <td>DT40C-W-G-X (1986-99) DT40W K1-K4 (2001-04) DT55, DT65J-X (1988-99) DT90, DT100L-Y (1990-00)</td> </tr> </tbody> </table> 	1	REF	OEM		REC09263-20072	09263-20072		DT40C-W-G-X (1986-99) DT40W K1-K4 (2001-04) DT55, DT65J-X (1988-99) DT90, DT100L-Y (1990-00)		<table border="1"> <thead> <tr> <th>2</th> <th>REF</th> <th>OEM</th> </tr> </thead> <tbody> <tr> <td></td> <td>REC09263-27005</td> <td>09263-27005</td> </tr> <tr> <td></td> <td>DT40C-W-G-X (1986-99) DT40W K1-K4 (2001-04) DT55, DT65J-X (1988-99)</td> </tr> </tbody> </table> 	2	REF	OEM		REC09263-27005	09263-27005		DT40C-W-G-X (1986-99) DT40W K1-K4 (2001-04) DT55, DT65J-X (1988-99)	
1	REF	OEM																	
	REC09263-20072	09263-20072																	
	DT40C-W-G-X (1986-99) DT40W K1-K4 (2001-04) DT55, DT65J-X (1988-99) DT90, DT100L-Y (1990-00)																		
2	REF	OEM																	
	REC09263-27005	09263-27005																	
	DT40C-W-G-X (1986-99) DT40W K1-K4 (2001-04) DT55, DT65J-X (1988-99)																		
<table border="1"> <thead> <tr> <th>1</th> <th>REF</th> <th>OEM</th> </tr> </thead> <tbody> <tr> <td></td> <td>REC09263-24018</td> <td>09263-24018</td> </tr> <tr> <td></td> <td>DF20 (1986-88) DT25 (1983-88) DT30 (1983-85) DT40 (1984-85) DT50 (1984+)</td> </tr> </tbody> </table> 	1	REF	OEM		REC09263-24018	09263-24018		DF20 (1986-88) DT25 (1983-88) DT30 (1983-85) DT40 (1984-85) DT50 (1984+)											
1	REF	OEM																	
	REC09263-24018	09263-24018																	
	DF20 (1986-88) DT25 (1983-88) DT30 (1983-85) DT40 (1984-85) DT50 (1984+)																		



PISTONES

PISTONS

PISTONI

PISTONS

KITS DE PISTONES

PISTON KITS

KIT PISTONE

KIT PISTON

	STD	
	REF	OEM
	REC12110-93130K	12110-93130
	REC12140-93121	12140-93121
	REC09263-14022	09263-14014



DT9.9, DT15K-G-Y (1986-00)  
DT9.9, DT15K1-K4 (2001-04)

	STD	
	REF	OEM
	REC12110-94400K	12110-94400K
	REC12140-94400	12140-94400
	REC09263-20072	09263-20072



DT40C-W-G-X (1986-99)  
DT40W-K1-K4 (2001-04)

	STD	
	REF	OEM
	REC12110-94350K	12110-94350



DT35 (1980-82)  
DT40 (1980-82)

GUÍA  
CORREAS DE  
DISTRIBUCIÓN

GUIDE  
TIMING BELT

GUIDA  
CINGHIE  
DISTRIBUZIONE

GUIDE DES  
COURROIES DE  
DISTRIBUTION

			REF		OEM	
	DF8A, DF8AR, DF9.9A, DF9.9AR	2010+	66	REC12761-99J00	12761-99J00	
	DF15	2012	69	REC12761-93ELO	12761-93ELO	
	DF9.9, DF15T-K3	1996-03	69	REC12761-93ELO	12761-93ELO	
	DF9.9, DF15 R	2004-11	69	REC12761-93ELO	12761-93ELO	
	DF9.9B, DF15A	2013+	69	REC12761-93ELO	12761-93ELO	
	DF60, DF70 W-K9	1998-09	89	REC12761-72F00	12761-72F00	




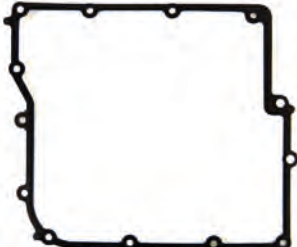
# SISTEMA DE ESCAPE Y ADMISIÓN EXHAUST & INTAKE SYSTEM

# SISTEMA DI SCARICO E ASPIRAZIONE SYSTÈME D'ÉCHAPPEMENT ET D'ADMISSION

4T  
STROKES


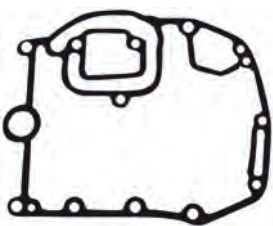


SISTEMA DE ESCAPE 4 TIEMPOS	EXHAUST SYSTEM 4 STROKES	SISTEMA SCARICO 4 TEMPI	SYSTÈME D'ÉCHAPPEMENT 4 TEMPS
-----------------------------	--------------------------	-------------------------	-------------------------------





JUNTAS COLECTOR	GASKET, COLLECTOR	GUARNIZIONE COLLETTORE	JOINT DE COLLECTEUR
-----------------	-------------------	------------------------	---------------------


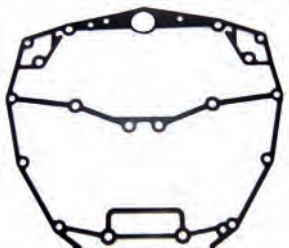
<table border="1"> <thead> <tr> <th>REF</th> <th>OEM</th> </tr> </thead> <tbody> <tr> <td>REC13147-98J00</td> <td>13147-98J00</td> </tr> </tbody> </table>  <p>DF300AP (2012) DF300T/Z (2007-11)</p>	REF	OEM	REC13147-98J00	13147-98J00			
REF	OEM						
REC13147-98J00	13147-98J00						

4T  
STROKES

JUNTAS CARTER	OIL PAN GASKET	GUARNIZIONE CARTER	JOINTS DE CARTER
---------------	----------------	--------------------	------------------

<table border="1"> <thead> <tr> <th>REF</th> <th>OEM</th> </tr> </thead> <tbody> <tr> <td>REC11489-90J00</td> <td>11489-90J00</td> </tr> </tbody> </table>  <p>DF90, DF100, DF115 K1-K11 (2001-11) DF140 (2002-12) DF115WT, DF140WT-K3 (2003) DF100A, DF115A 7, DF140 (2013+)</p>	REF	OEM	REC11489-90J00	11489-90J00		<table border="1"> <thead> <tr> <th>REF</th> <th>OEM</th> </tr> </thead> <tbody> <tr> <td>REC11489-87L00</td> <td>11489-87L00</td> </tr> </tbody> </table>  <p>DF70A, DF80A, DF90A, DF100B (2009+)</p>	REF	OEM	REC11489-87L00	11489-87L00	 <p><i>new</i></p>
REF	OEM										
REC11489-90J00	11489-90J00										
REF	OEM										
REC11489-87L00	11489-87L00										

<table border="1"> <thead> <tr> <th>REF</th> <th>OEM</th> </tr> </thead> <tbody> <tr> <td>REC11489-93E11</td> <td>11489-93E10</td> </tr> </tbody> </table>  <p>DF9.9, DF15 (R) (2004-11) DF15 (2012)</p>	REF	OEM	REC11489-93E11	11489-93E10		<table border="1"> <thead> <tr> <th>REF</th> <th>OEM</th> </tr> </thead> <tbody> <tr> <td>REC11489-87J00</td> <td>11489-87J00</td> </tr> </tbody> </table>  <p>DF40, DF50 (1999-10)</p>	REF	OEM	REC11489-87J00	11489-87J00	 <p><i>new</i></p>
REF	OEM										
REC11489-93E11	11489-93E10										
REF	OEM										
REC11489-87J00	11489-87J00										

<table border="1"> <thead> <tr> <th>REF</th> <th>OEM</th> </tr> </thead> <tbody> <tr> <td>REC11489-93J00</td> <td>11489-93J00</td> </tr> </tbody> </table>  <p>DF200, DF225, DF250 (2004+) DF300AP (2012) DF300T-Z (2007-11)</p>	REF	OEM	REC11489-93J00	11489-93J00			
REF	OEM						
REC11489-93J00	11489-93J00						

4T  
STROKES

JUNTA MÚLTIPLE DE ESCAPE	MULTI EXHAUST GASKET	GUARNIZIONE SCARICO MULTIPLO	JOINT DE PIPE D'ÉCHAPPEMENT
--------------------------	----------------------	------------------------------	-----------------------------

<table border="1"> <thead> <tr> <th>REF</th> <th>OEM</th> </tr> </thead> <tbody> <tr> <td>REC11542-87L00</td> <td>11542-87L00</td> </tr> </tbody> </table>  <p>DF70A, DF80A, DF90A, DF100B (2009+)</p>	REF	OEM	REC11542-87L00	11542-87L00	 <p><i>new</i></p>		
REF	OEM						
REC11542-87L00	11542-87L00						

SUZUKI

RECAMBIOS MARINOS



SISTEMA DE ADMISION 4 TIEMPOS

INTAKE SYSTEM 4 STROKES

SISTEMA ASPIRAZIONE 4 TEMPI

SYSTEME D'ADMISSION 4 TEMPS

4T  
STROKES

JUNTAS COLECTOR

GASKET, COLLECTOR

GUARNIZIONE COLLETTORE

JOINT DE COLLECTEUR

REF	OEM
REC13122-95J00	13122-95J00

DF20R, DF25, DF25R V2 (2006 -11)



REF	OEM
REC13119-93J00	13119-93J00

DF200, DF225, DF250 (2004+)



4T  
STROKES

JUNTA TAPA ESCAPE

GASKET EXHAUST COVER

GUARNIZIONE COPERCHIO SCARICO

JOINT DE COUVERCLE D'ECHAPPEMENT

REF	OEM
REC14212-93J00	14212-93J00

DF200, DF225, DF250 (2004+)  
DF300AP (2012)  
DF300T/Z (2007-11)




REF	OEM
REC52331-87L00	52331-87L00

DF70A, DF80A, DF90A (2009+)




REF	OEM	
REC14152-93J00	14152-93J00	BABOR   PORT   BABORDO   GAUCHE
REC14151-93J00	14151-93J00	ESTRIBOR   STD   TRIBORDO   DROIT

DF200, DF225, DF250 (2004+)  
DF300AP (2015)  
DF300T/Z (2007-11)



REC14151-93J00



REC14152-93J00

REF	OEM
REC14151-87L00	14151-87L00

DF70A, DF80A, DF90A, DF100B (2009+)

*new*

**SISTEMA DE ESCAPE 2 TIEMPOS**

**EXHAUST SYSTEM 2 STROKES**

**SISTEMA SCARICO 2 TEMPI**

**SYSTÈME D'ÉCHAPPEMENT 2 TEMPS**


2T  
STROKES

**JUNTAS DE ESCAPE**


**GASKET, EXHAUST**

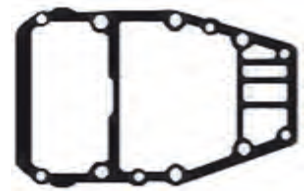
**GUARNIZIONE SCARICO**


**JOINTS D'ÉCHAPPEMENT**


REF	OEM
REC14212-94413	14212-94412
	DT40C-W-G-X (1986-99)




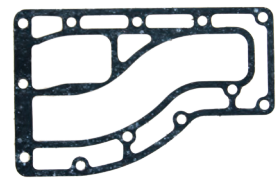
REF	OEM
REC52113-93910	52113-93901
	DT9.9, DT15 K1-K4 (2001-04) DT9.9K, DT15K-G-Y (1986-00)




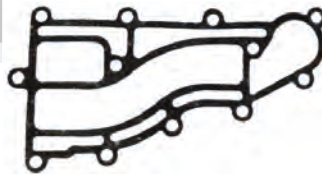
REF	OEM
REC52113-96330	52113-96304
	DT20, DT25, DT30G-Y (1986-00) DT25, DT30K1-K4 (2001-02)




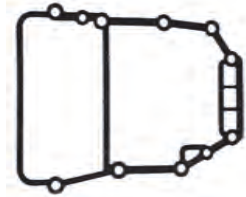
REF	OEM
REC14151-96311	14151-96310
	DT20, DT25, DT30G-Y (1986-00) DT25, DT30 K1-K2 (2001-02)




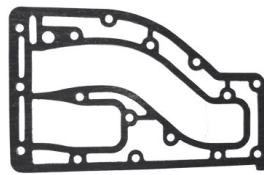
REF	OEM
REC14151-93912	14151-93901
	DT9.9, DT15 K1-K4 (2001-04) DT9.9K, DT15K-G-Y (1986-00)



REF	OEM
REC11434-94411	11434-94411
	DT40C-W-G-X (1986-99) DT40W K1-K4 (2001-04)



REF	OEM
REC14151-94411	14151-94412
	DT40C-W-G-X (1986-99) DT40W K1-K4 (2001-04)




2T  
STROKES


**JUNTAS TAPA DE ESCAPE**

**GASKET, EXHAUST COVER**

**GUARNIZIONE COPERTURA SCARICO**

**JOINTS DE PLAQUE D'ÉCHAPPEMENT**

REF	OEM
REC14141-93952-0EP	14141-93952-0EP
	DT9.9, DT15 K1-K4 (2001-04) DT9.9K, DT15K G-Y (1986-00)




2T  
STROKES


**JUNTAS TUBO DE ESCAPE**

**GASKET, EXHAUST TUBE**

**GUARNIZIONE TUBO DI SCARICO**

**JOINT TUBE D'ÉCHAPPEMENT**

REF	OEM
REC14212-91L00	14212-91L00 14212-96310
	DT20, DT25, DT30 G-Y (1986-00) DT25, DT30 K1-K2 (2001-02)



# UNIDADES DE TRANSMISIÓN UNIT DRIVES & COMPONENTS

# UNITÀ DI TRASMISSIONE EMBASES ET PIÈCES

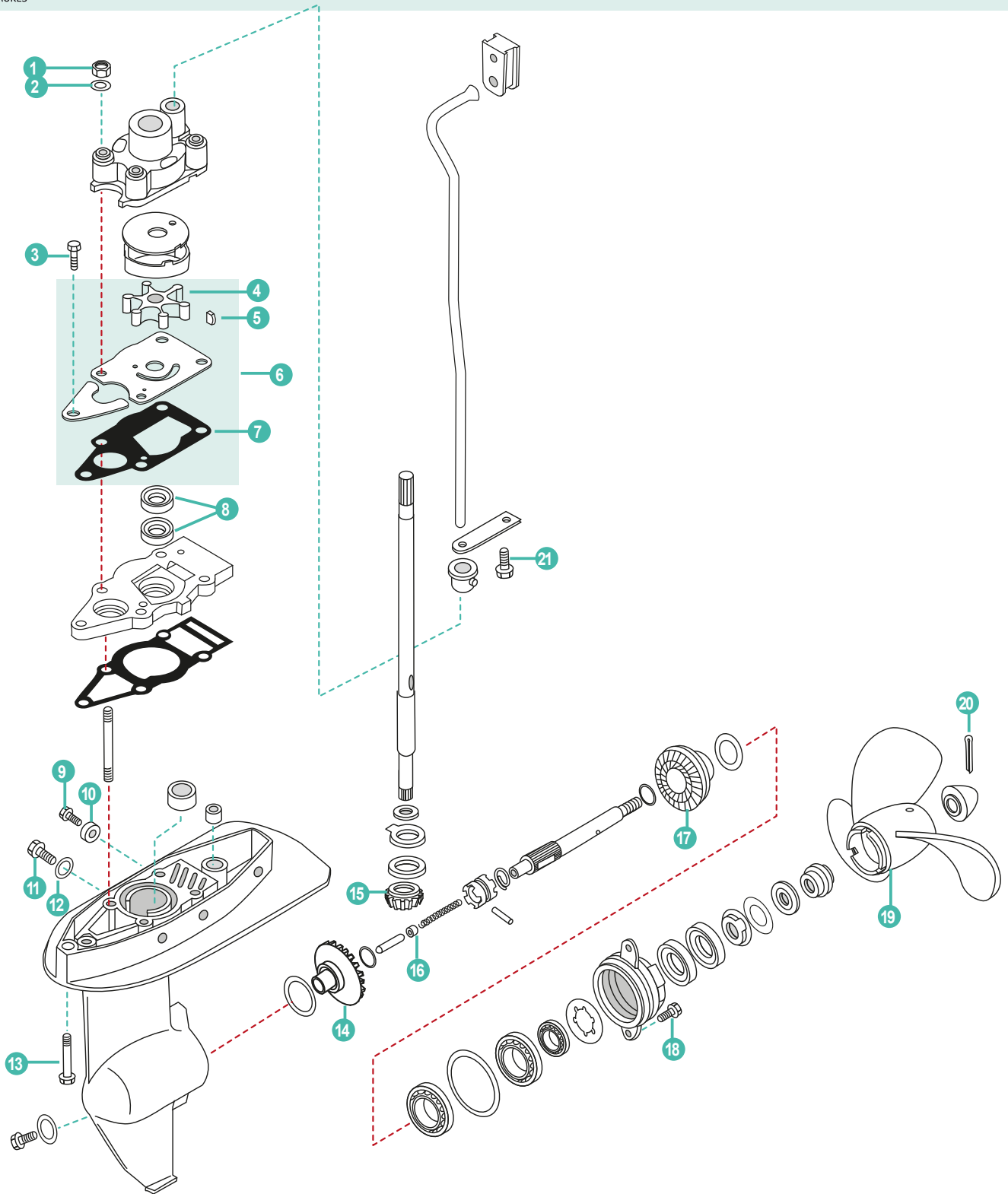
DESPIECE COLAS  
4 TIEMPOS

GEAR CASE PARTS  
4 STROKES

PARTI PIEDI  
DE 4 TEMPI

PIÈCES D'EMBASES  
4 TEMPS

4T DF4, DF5, DF6  
STROKES



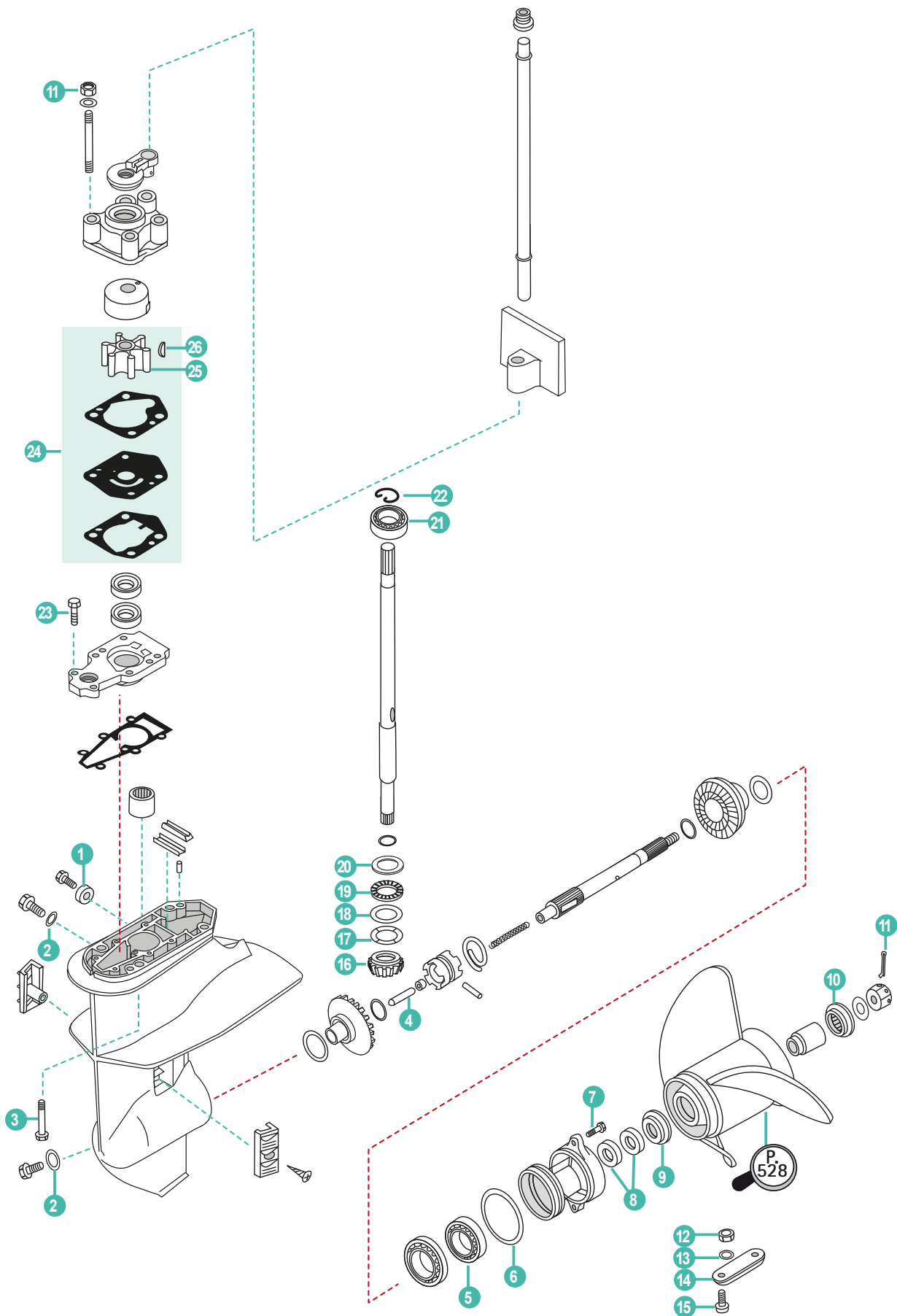
SUZUKI

RECAMBIOS  
MARINOS


	REF	OEM				
1	PAGB/T6170-M6	29141-93J00	TUERCA HEXÁGONO M6	NUT HEXAGON M6	DADO ESAGONALE M6	ECROU HEXAGONAL M6
2	PAGB/T848-6	09160-06082	ARANDELA	WASHER	RONDELLA	RONDELLE
3	PAGB/T5283-M6X25	09116-06229	TORNILLO HEXAGONAL M6x25	HEXAGON BOLT M6x25	BULLONE ESAGONALE M6x25	BOULON HEXAGONAL M6x25
4	REC17461-98503	17461-985M0	IMPULSOR	IMPELLER	GIRANTE	TURBINE
5	REC09420-03002	09420-03002	CHAVETA IMPELLER	KEY	CHIUSURA	CLAVETTE TURBINE
6	REC17400-98661	17400-98661	KIT BOMBA AGUA	WATER PUMP KIT	KIT POMPA ACQUA	KIT POMPE À EAU
7	REC17472-91J00	17472-91J00	JUNTA DE LA BOMBA	GASKET PUMPCASE	GUARNIZIONE POMPA	JOINT DE POMPE
8	REC09282-10008	09282-10008	RETÉN ACEITE	OIL SEAL	PARAOLIO	JOINT SPI
9	PAGB/T5783-M6X14	09103-06281	TORNILLO HEXAGONAL M6x14	HEXAGON BOLT M6x14	BULLONE ESAGONALE M6x14	BOULON HEXAGONAL M6x14
10	CM55321-87J00	55321-87J00	ÁNODO	ANODE	ANODO	ANODE
11	REC09248-10008	09248-10008	TORNILLO 10x7,5	SCREW 10x7,5	VITE 10x7,5	VIS 10x7,5
12	REC09168-10022	09168-10022	ARANDELA TAPÓN	CAP, O-RING	RONDELLA TAPPO	JOINT DE VIDANGE
13	PAGB/T5787-1986	09116-08156	TORNILLO HEXAGONAL M8x50	HEXAGON BOLT M8x50	BULLONE ESAGONALE M8x50	BOULON HEXAGONAL M8x50
14	REC57510-91J00	57510-91J00	PIÑÓN MARCHA AVANTE	FORWARD GEAR	INGRANAGGIO MARCIA AVANTI	PIGNON MARCHE AV
15	REC57311-98600	57311-91J00	PIÑÓN ATAQUE	INITIATIVE GEAR	PIGNONE	PIGNON D'ATTAQUE
16	REC57632-97L00	57632-98501	PIN SELECTOR	SELECTOR PIN	PIN SELETTORE	CLAVETTE
17	REC57521-91J00	57521-91J00	PIÑÓN MARCHA ATRÁS	RESERVE GEAR	PIGNONE MARCIA INDIETRO	PIGNON MARCHE AR
18	PAGB/T5783-M6X16	09116-06225	TORNILLO HEXAGONAL M6x16	HEXAGON BOLT M6x16	BULLONE ESAGONALE M6x16	BOULON HEXAGONAL M6x16
19	SOL4011-079-075	58110-91JN0-019	HÉLICE AMITA 3 7.9x6.75	PROPELLER AMITA 3 7.9x6.75	ELICA AMITA 3 7.9x6.75	HELICE AMITA 3 7.9x6.75
20	REC91490-40030	09204-03003	PASADOR	PIN	FERMO	GOUPILLE
21	PAGB/T5783-M6X16	09116-06225	TORNILLO HEXAGONAL M6x16	HEXAGON BOLT M6x16	BULLONE ESAGONALE M6x16	BOULON HEXAGONAL M6x16

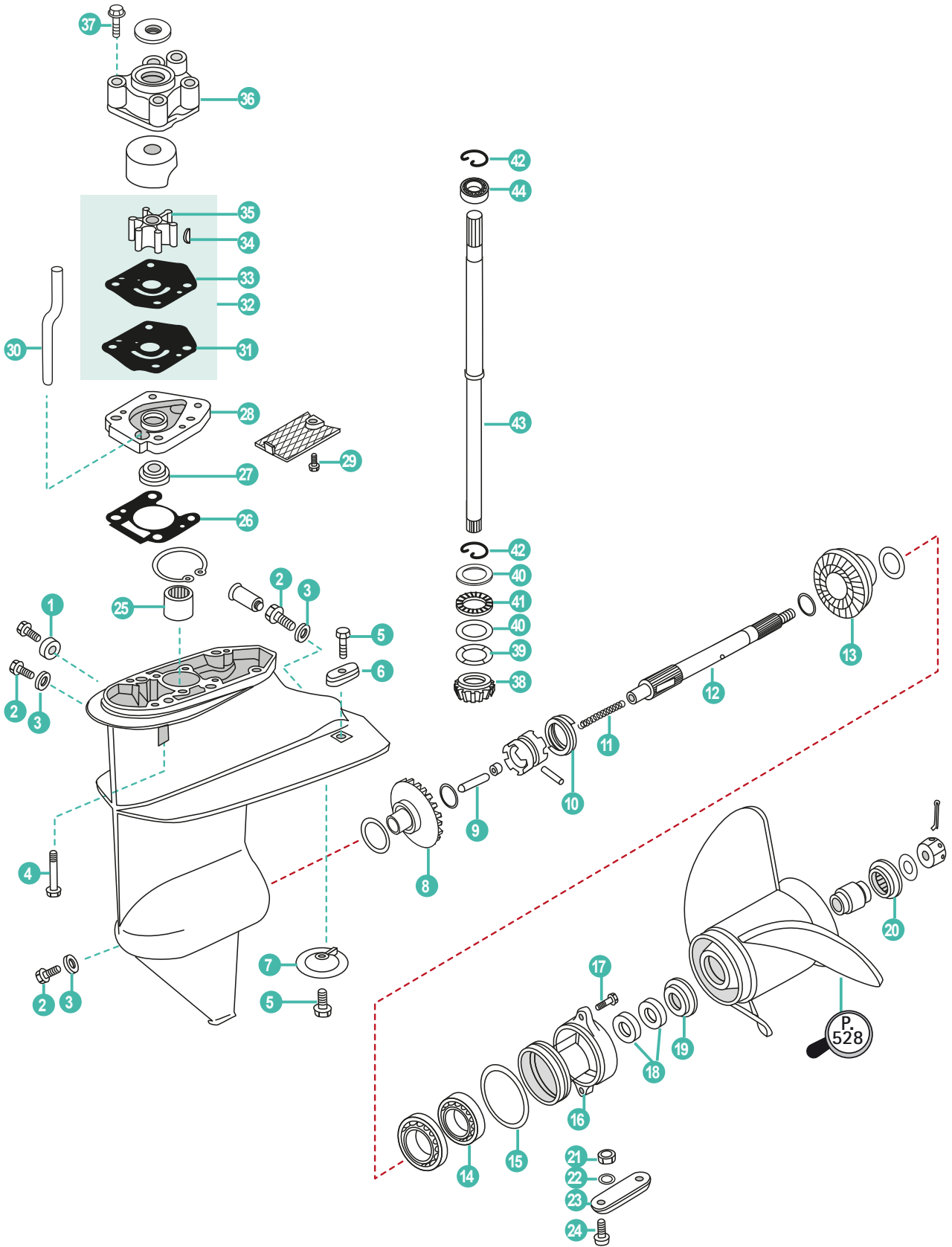






	REF	OEM				
1	CM55321-87J00	55321-87J01	ÁNODO	ANODE	ANODO	ANODE
2	REC59178-97J00	59178-97J00	JUNTA DRENAJE COLA	DRAIN PLUG GASKET	GUARNIZIONE DRENAGGIO	JOINT DE VIDANGE
3	PAGB/T5783-M8X30	09116-08151	PERNO M8x30	BOLT M8x30	BULLONE M8x30	BOULON M8x30
4	REC57631-93901	57631-93901	VARILLA SELECTOR	ROD PUSH	ASTA SELETTORE	CLAVETTE
5	REC08110-60050	08110-60050	RODAMIENTO	BEARING	CUSCINETTO	ROULEMENT
6	REC09280-57002	09280-57002	ARO TORICO	O-RING	O-RING	JOINT TORIQUE
7	PAGB/T5787-M6X20	09116-06227	TORNILLO	BOLT, FLANGE	VITE	VIS DE BRIDE
8	REC09289-17006	09289-17L02	RETÉN ACEITE	OIL SEAL	PARAOLIO	JOINT SPI
9	REC57632-94J00	57632-94J00	SEPARADOR HELICE	PROPELLER WASHER	DISTANZIALE ELICA	RONDELLE HÉLICE
10	REC57633-93901	57633-93901	SEPARADOR	SPACER	DISTANZIALE	ENTRETOISE
11	REC09204-02004	09204-02004	PIN BLOQUEADOR	COTTER PIN	COPPIGLIA	GOUPILLE
12	PAGB/T6170-M6	29141-93J00	TUERCA HEXÁGONO M6	NUT HEXAGON M6	DADO ESAGONALE M6	ECROU HEXAGONAL M6
13	PAGB/T93-6	29162-93J00	ARANDELA MUELLE 6	WASHER SPRING 6	RONDELLA MOLLA 6	RESSORT 6
14	CM55300-95500	55300-95500	ÁNODO	ANODE	ANODO	ANODE
15	PAGB/T820-M6X20	09126-06006	TORNILLO M6x20	SCREW M6x20	VITE M6x20	VIS M6x20
16	REC57311-99J10	57311-99J10	PIÑÓN ATAQUE	INITIATIVE GEAR	PIGNONE	PIGNON D'ATTAQUE
17	REC09160-20042	09160-20042	GRUESO 1.10	SHIM 1.10	SPESSORE 1.10	CALE 1.10
	REC09160-20043	09160-20043	GRUESO 1.20	SHIM 1.20	SPESSORE 1.20	CALE 1.20
	REC09160-20044	09160-20044	GRUESO 1.30	SHIM 1.30	SPESSORE 1.30	CALE 1.30
18	REC09160-20027	09160-20027	ARANDELA PIÑÓN	WASHER GEAR	RONDELLA PIGNONE	RONDELLE DE PIGNON
19	REC09263-20L04	09263-20024	RODAMIENTO	BEARING	CUSCINETTO	ROUEMENT
20	REC09160-21009	09160-21009	ARANDELA PIÑÓN	WASHER GEAR	RONDELLA PIGNONE	RONDELLE DE PIGNON
21	REC08110-60020	08110-60020	RODAMIENTO	BEARING	CUSCINETTO	ROULEMENT
22	REC09380-15001	09380-15001	CIRCLIP	CLIP	CERCLIP	CLIPS
23	REC09116-06121	09116-06229	TORNILLO	BOLT	VITE	VIS
24	REC17400-99J01	17400-99J01	KIT BOMBA	PUMP KIT	KIT POMPA	KIT POMPA À EAU
25	REC17461-93903	17461-939M0	IMPULSOR	IMPELLER	GIRANTE	TURBINE
26	REC09420-03005	09420-03009	CHAVETA	KEY	CHIAVETTA	CLAVETTE



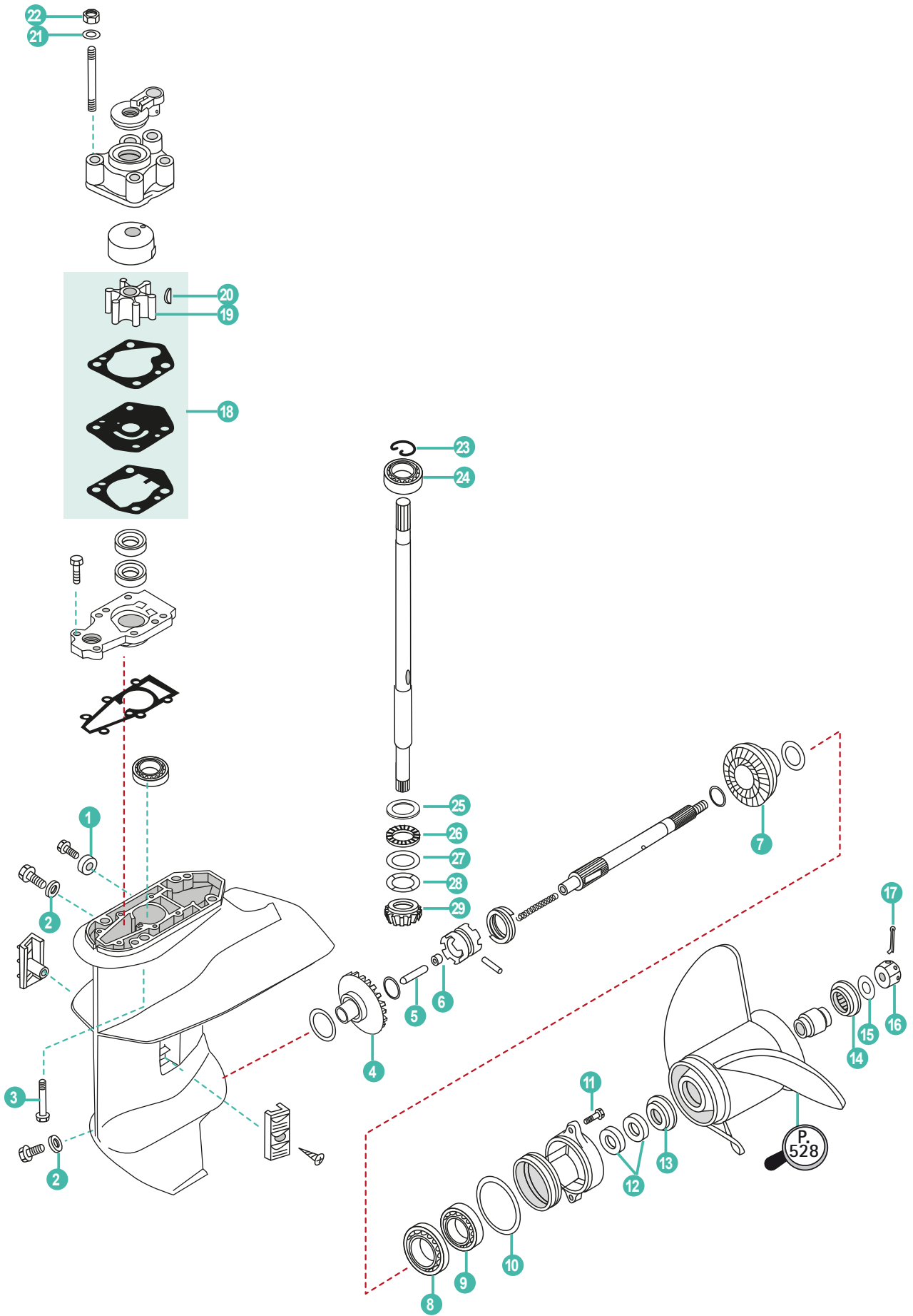


	REF	OEM				
1	CM55321-87J00	55321-87J00	ÁNODO	ANODE	ANODO	ANODE
2	REC09248-10008	09248-10008	TORNILLO 10x7,5	SCREW 10x7,5	VITE 10x7,5	VIS 10x7,5
3	REC09168-10022	09168-10022	ARANDELA TAPÓN	CAP, O-RING	RONDELLA TAPPO	JOINT DE VIDANGE
4	PAGB/T5783-M8X30	09117-08047	TORNILLO M8X30	BOLT M8X30	BULLONE M8X30	BOULON M8X30
5	REC09116-06094	09116-06094	TORNILLO 6x15	SCREW 6x15	VITE 6x15	VIS 6x15
6	CM41811-98500	41811-98500	ÁNODO	ANODE	ANODO	ANODE
7	CM55321-93900	55321-93900	ÁNODO	ANODE	ANODO	ANODE
8	REC57510-93910	57510-93910	PIÑÓN MARCHA AVANTE	FORWARD GEAR	INGRANAGGIO MARCIA AVANTI	PIGNON MARCHE AVANT
9	REC57631-93901	67631-93901	VARILLA SELECTOR	ROD PUSH	ASTA SELETTORE	CLAVETTE
10	REC09440-32008	09440-32008	MUELLE	CLUTCH	MOLLA	RESSORT
11	REC09440-05027	09440-05027	MUELLE SELECTOR	SELECTOR SPRING	MOLLA SELETTORE	RESSORT DE SELECTEUR
12	REC57610-93901	57610-93901	EJE HELICE	PROPELLER SHAFT	ASSE ELICA	ARBRE D'HELICE
13	REC57521-93910	57521-93910	PIÑÓN MARCHA ATRÁS	REVERSER GEAR	INGRANAGGIO MARCIA INDIETRO	PIGNON MARCHE ARRIÈRE
14	REC08110-60050	08110-60050	RODAMIENTO	BEARING	CUSCINETTO	ROULEMENT
15	REC09280-57002	09280-57002	ARO TORICO	O-RING	O-RING	JOINT TORIQUE
16	REC56120-93900	56120-93901-OEP	DIÁBOLO	CARRIER	DIABOLO	DIABOLO
17	PAGB/T5787-M6X20	29116-93J00	TORNILLO	BOLT, FLANGE	VITE	VIS DE BRIDE
18	REC09289-17006	09289-17006	RETÉN ACEITE	OIL SEAL	PARAOLIO	JOINT SPI
19	REC57632-94J00	57632-93902	SEPARADOR HÉLICE	PROPELLER WASHER	DISTANZIALE ELICA	RONDELLE HÉLICE
20	REC57633-93901	57633-93901	SEPARADOR	SPACER	DISTANZIALE	ENTRETOISE
21	PAGB/T6170-M6	29141-93J00	TUERCA HEXÁGONAL M6	HEXAGON NUT M6	DADO ESAGONALE M6	ECROU HEXAGONAL M6
22	PAGB/T93-6	29162-93J00	ARANDELA MUELLE 6	SPRING WASHER 6	RONDELLA MOLLA 6	RESSORT RONDELLE 6
23	CM55300-95500	55300-95500	ÁNODO	ANODE	ANODO	ANODE
24	PAGB/T820-M6X20	09126-06006	TORNILLO M6x20	SCREW M6x20	VITE M6x20	VIS M6x20
25	REC09263-15019	09263-15019	RODAMIENTO	BEARING	CUSCINETTO	ROULEMENT
26	REC17452-93910	17452-93910	JUNTA COLA	DRIVE GASKET	GUARNIZIONE PIEDE	JOINT D'EMBASE
27	REC09289-12003	09289-12003	RETÉN	OIL SEAL	PARAOLIO	JOINT SPI
28	REC17450-93921	17450-93921	CARCASA BOMBA AGUA	PUMP BASE	BASE POMPA ACQUA	CORPS DE POMPE À EAU
29	PAGB/T818-M6X10	09125-06063	TORNILLO M6x10	BOLT M6x10	BULLONE M6x10	BOULON M6x10
30	REC17453-93901	17453-93900	TUBO VACIADO DE AGUA	WATER TUBE	TUBO ACQUA	TUBE VIDANGE D'EAU
31	REC17472-93911	17472-93911	JUNTA BOMBA AGUA	WATER PUMP GASKET	GUARNIZIONE POMPA ACQUA	JOINT DE POMPE À EAU
32	REC17400-93951	17400-93951	KIT BOMBA AGUA	WATER PUMP SERVICE KIT	KIT POMPA ACQUA	KIT POMPE À EAU
33	REC17471-93902	17471-93902	BASE BOMBA AGUA	WATER PUMP PLATE	COPERCHIO GIRANTE	BASE DE POMPE À EAU
34	REC17462-93990	17462-93990	CHAVETA	KEY	CHIAVETTA	CLAVETTE
35	REC17461-93903	17461-93903	IMPULSOR	IMPELLER	GIRANTE	TURBINE
36	REC17411-93901	17411-93901	CUERPO BOMBA AGUA	HOUSING WATER PUMP	CORPO POMPA ACQUA	CORPS DE POMPE À EAU
37	PAGB/T5783-M8X55	09116-08117	TORNILLO HEXAGONAL M8x55	BOLT HEXAGON M8x55	BULLONE ESAGONALE M8x55	VIS HEXAGONAL M8x55
38	REC57311-93910	57311-93910	PIÑÓN ATAQUE	INITIATIVE GEAR	PIGNONE ATTACCO	PIGNON D'ATAQUE
	REC09160-20041	09160-20041	GRUESO 1.00	SHIM 1.00	SPESSORE 1.00	CALE 1.00
39	REC09160-20042	09160-20042	GRUESO 1.10	SHIM 1.10	SPESSORE 1.10	CALE 1.10
	REC09160-20043	09160-20043	GRUESO 1.20	SHIM 1.20	SPESSORE 1.20	CALE 1.20
	REC09160-20044	09160-20044	GRUESO 1.30	SHIM 1.30	SPESSORE 1.30	CALE 1.30
40	REC09160-21009	09160-21009	ARANDELA PIÑÓN	WASHER GEAR	RONDELLA PIGNONE	RONDELLE DE PIGNON
41	REC09263-20L04	09263-20L04	RODAMIENTO	BEARING	CUSCINETTO	ROULEMENT
42	REC09380-15001	09380-15001	CIRCLIP	CLIP	CERCLIP	CLIPS
43	REC57100-93902	57100-93902	EJE VERTICAL	DRIVE SHAFT	ASSE VERTICALE	ARBRE DE TRANSMISSION
44	REC08110-60020	08110-60020	RODAMIENTO	BEARING	CUSCINETTO	ROULEMENT



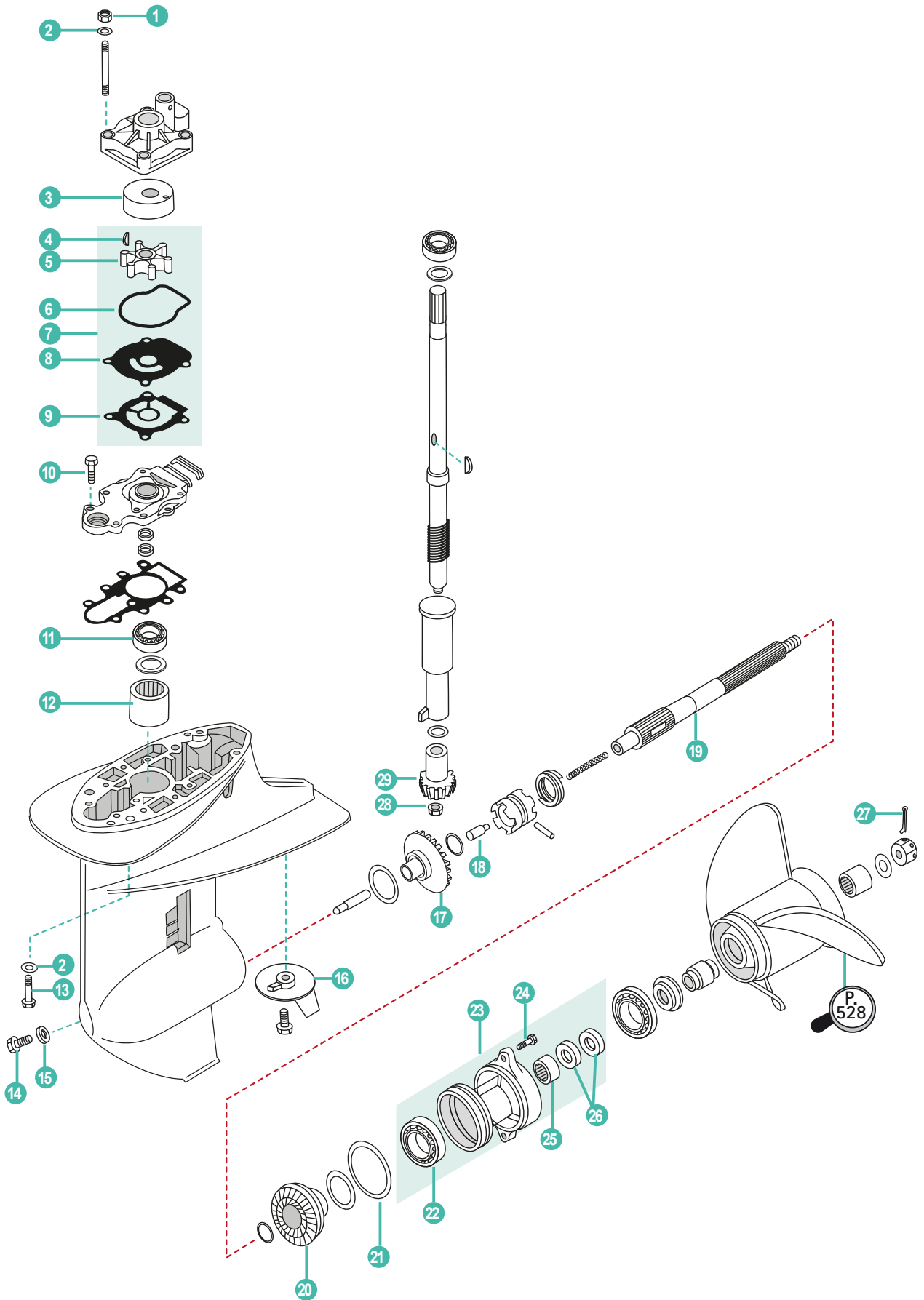


4T DF9.9B, DF15A, DF20A  
STROKES




	REF	OEM				
1	CM55321-87J00	55321-87J01	ÁNODO	ANODE	ANODO	ANODE
2	REC59178-97J00	59178-97J00	JUNTA DRENAJE COLA	DRAIN PLUG GASKET	GUARNIZIONE DRENAGGIO	JOINT DE VIDANGE
3	PAGB/T5783-M8X30	09116-08151	TORNILLO M8x30	BOLT M8x30	BULLONE M8x30	BOULON M8x30
4	REC57510-99J11	57510-99J10	PIÑÓN MARCHA AVANTE	POSITIVE GEAR	PIGNONE MARCIA AVANTI	PIGNON MARCHE AVANT
5	REC57631-93901	57631-93901	VARILLA SELECTOR	ROD PUSH	ASTA SELETTORE	CLAVETTE
6	REC57632-97L00	57632-97L00	PIN SELECTOR	SELECTOR PIN	PIN SELETTORE	CLAVETTE
7	REC57521-99J10	57521-99J10	PIÑÓN MARCHA ATRÁS	REVERSE GEAR	PIGNONE MARCIA INDIETRO	PIGNON MARCHE ARRIÈRE
8	REC09262-25078	09262-25003	COJINETE CIGÜEÑAL	CRANKSHAFT BEARING	CUSCINETTO ALBERO MOTORE	PALIER DE VILEBREQUIN
9	REC08110-60050	08110-60050	RODAMIENTO	BEARING	CUSCINETTO	ROULEMENT
10	REC09280-57002	09280-57002	ARO TORICO	O-RING	O-RING	JOINT TORIQUE
11	PAGB/T5787-M6X20	09116-06227	TORNILLO	BOLT, FLANGE	VITE	VIS DE BRIDE
12	REC09289-17006	09289-17L02	RETÉN ACEITE	OIL SEAL	PARAOLIO	JOINT SPI
13	REC57632-94J00	57632-94J00	SEPARADOR HELICE TRASERO	PROPELLER WASHER, BACK	DISTANZIALE ELICA, POSTERIORE	RONDELLE HÉLICE, ARRIÈRE
14	REC57633-93901	57633-93901	SEPARADOR HELICE DELANTERO	PROPELLER WASHER, FRONT	DISTANZIALE ELICA, ANTERIORE	RONDELLE HÉLICE, AVANT
15	REC09160-12066	09160-12066	ARANDELA	WASHER	RONDELLA	RONDELLE
16	REC09141-12005	09141-12005	TUERCA HÉLICE	PROPELLER NUT	DADO ELICA	ECROU D'HELICE
17	REC09204-02004	09204-02004	PIN BLOQUEADOR	COTTER PIN	COPPIGLIA	GOUPILLE
18	REC17400-99J01	17400-99J01	KIT BOMBA	PUMP KIT	KIT POMPA	KIT POMPA À EAU
19	REC17461-93903	17461-93903	IMPULSOR	IMPELLER	GIRANTE	TURBINE
20	REC09420-03005	09420-03005	CHAVETA	KEY	CHIAVETTA	CLAVETTE
21	PAGB/T848-6	09160-06082	ARANDELA	WASHER	RONDELLA	RONDELLE
22	PAGB/T6184-2000	29141-93J00	TUERCA M6	NUT M6	DADO M6	ÉCROU M6
23	REC09380-15001	09380-15001	CIRCLIP	CLIP	CERCLIP	CLIPS
24	REC08110-60020	08110-60020	RODAMIENTO	BEARING	CUSCINETTO	ROULEMENT
25	REC09160-21009	09160-21009	ARANDELA PIÑÓN	WASHER GEAR	RONDELLA PIGNONE	RONDELLE DE PIGNON
26	REC09263-20L04	09263-20L04	RODAMIENTO	BEARING	CUSCINETTO	ROULEMENT
27	REC09160-20027	09160-20027	ARANDELA PIÑÓN	WASHER GEAR	RONDELLA PIGNONE	RONDELLE DE PIGNON
	REC09160-20041	09160-20041	GRUESO 1.00	SHIM 1.00	SPESSORE 1.00	CALE 1.00
28	REC09160-20042	09160-20042	GRUESO 1.10	SHIM 1.10	SPESSORE 1.10	CALE 1.10
	REC09160-20043	09160-20043	GRUESO 1.20	SHIM 1.20	SPESSORE 1.20	CALE 1.20
	REC09160-20044	09160-20044	GRUESO 1.30	SHIM 1.30	SPESSORE 1.30	CALE 1.30
29	REC57311-99J10	57311-97J10	PIÑÓN ATAQUE	INITIATIVE GEAR	PIGNONE	PIGNON D'ATTAQUE

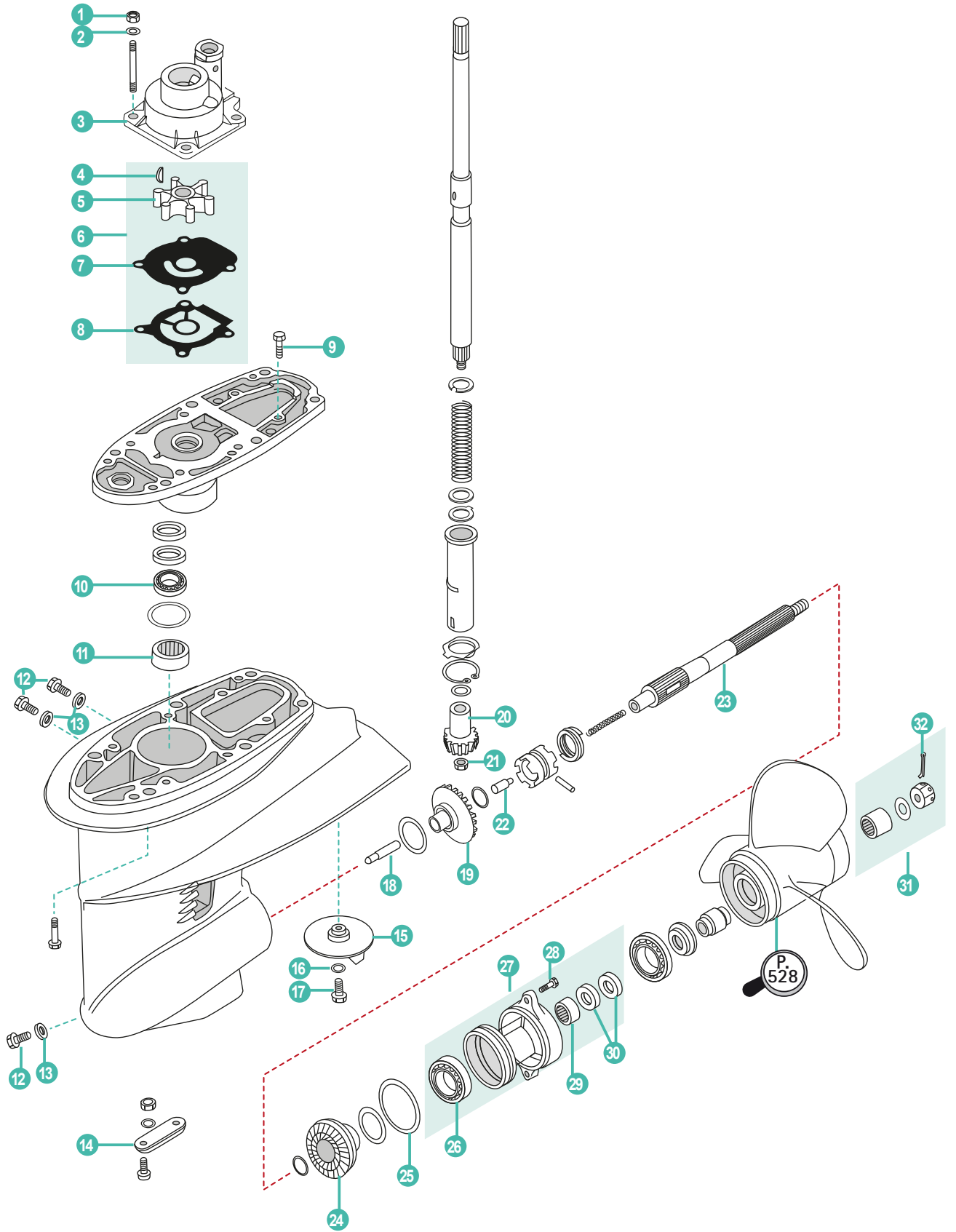





	REF	OEM				
1	PAGB/T6170-M6	29141-93J00	TUERCA HEXÁGONO M6	NUT HEXAGON M6	DADO ESAGONALE M6	ECROU HEXAGONAL M6
2	PAGB/T848-6	09160-06082	ARANDELA	WASHER	RONDELLA	RONDELLE
3	REC17413-95J00	17413-95J00	CASQUILLO INOX	SLEEVE WATER PUMP	CAPPUCCIO	INSERT DE POMPE À EAU
4	REC09420-04006	09420-04006	CHAVETA	KEY	CHIAVETTA	CLAVETTE
5	REC17461-96312	17461-96312	IMPULSOR	IMPELLER	GIRANTE	TURBINE
6	REC17416-95J00	17416-95J00	ARO TÓRICO	O-RING	FASCIA TONDA	JOINT TORIQUE
7	REC17400-95J02	17400-95J02	KIT BOMBA DE AGUA	WATER PUMP KIT	KIT POMPA ACQUA	KIT POMPE A EAU
8	REC17471-95J01	17471-95J01	TAPA DEL IMPULSOR	OUTER PLATE CARTRIDGE	COPERCHIO GIRANTE	PLAQUE DE POMPE À EAU
9	REC17472-96303	17472-96303	JUNTA DE LA BOMBA DE AGUA	WATER PUMP, GASKET	GUARNIZIONE POMPA ACQUA	JOINT POMPE À EAU
10	REC09116-06094	09116-06094	TORNILLO 6x15	SCREW 6x15	VITE 6x15	VIS 6x15
11	REC09265-17002	09265-17002	RODAMIENTO	BEARING	CUSCINETTO	ROULEMENT
12	REC09263-20046	09263-20046	RODAMIENTO	BEARING	CUSCINETTO	ROULEMENT
13	PAGB/T5787-M6X30	09116-08122	TORNILLO M6x30	BOLT M6x30	BULLONE M6x30	BOULON M6x30
14	REC09248-10008	09248-10008	TORNILLO 10x7,5	SCREW 10x7,5	VITE 10x7,5	VIS M10x7,5
15	REC09168-10022	09168-10022	ARANDELA TAPÓN	CAP, O-RING	RONDELLA TAPPO	JOINT DE VIDANGE
16	CM55125-96310	55125-96310	ÁNODO	ANODE	ANODO	ANODE
17	REC57510-89J00	57510-89J00	PIÑÓN MARCHA AVANTE	POSITIVE GEAR	PIGNONE MARCIA AVANTI	PIGNON MARCHE AVANT
18	REC09209-08016	09209-08016	VARILLA PRESION ACEITE	ROD PUSH	ASTA PRESSIONE OLIO	CLAVETTE
19	REC57610-96311	57610-96311	EJE HELICE	PROPELLER SHAFT	ASSE ELICA	ARBRE D'HELICE
20	REC57521-89J00	57521-89J00	PIÑÓN MARCHA ATRÁS	REVERSER GEAR	PIGNONE MARCIA INDIETRO	PIGNON MARCHE ARRIÈRE
21	REC09280-75001	09280-75001	ARO TÓRICO	O-RING	FASCIA TONDA	JOINT TORIQUE
22	REC08113-60060	08113-60060	RODAMIENTO	BEARING	CUSCINETTO	ROULEMENT
23	REC56120-96332-0EP	56120-96332-0EP	DIÁBOLO	CARRIER	DIABOLO	DIABOLO
24	REC09116-06121	09116-06121	TORNILLO	BOLT	VITE	VIS
25	REC09263-20047	09263-20047	RODAMIENTO	BEARING	CUSCINETTO	ROULEMENT
26	REC09289-20009	09289-20009	RETÉN ACEITE	OIL SEAL	PARAOILIO	JOINT SPI
27	REC91490-40030	09204-03003	PIN BLOQUEADOR	COTTER PIN	COPPIGLIA	GOUPILLE
28	REC90179-08M06	09159-08046	TUERCA DE PIÑÓN M8X1	NUT, PINION M8X1	DADO PIGNONE M8X1	ECROU DE PIGNON M8
29	REC57311-96320	57311-96320	PIÑÓN ATAQUE	INITIATIVE GEAR	PIGNONE ATTACCO	PIGNON D'ATTAQUE

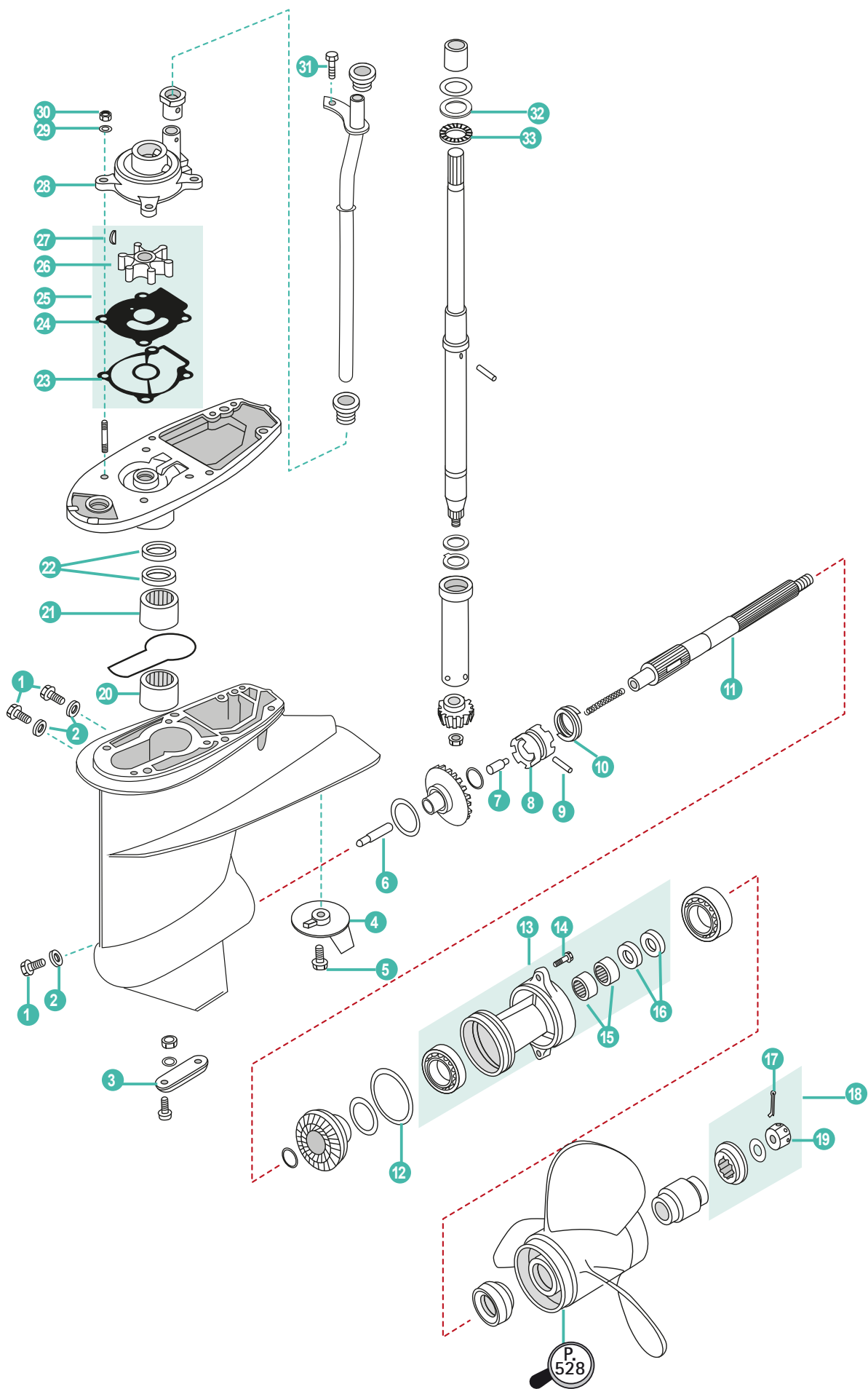







	REF	OEM				
1	PAGB/T6184-2000	09141-06020	TUERCA M6	NUT M6	DADO M6	ÉCROU M6
2	PAGB/T848-6	09162-06006	ARANDELA	WASHER	RONDELLA	RONDELLE
3	REC17411-94421	17411-94421	CUERPO BOMBA AGUA	HOUSING WATER PUMP	CORPO POMPA ACQUA	CORPS DE POMPE À EAU
4	REC09420-04006	09420-04006	CHAVETA	KEY	CHIAVETTA	CLAVETTE
5	REC17461-96312	17461-96312	IMPULSOR	IMPELLER	GIRANTE	TURBINE
6	REC17400-96403	17400-96352	KIT BOMBA DE AGUA	WATER PUMP KIT	KIT POMPA ACQUA	KIT POMPE A EAU
7	REC17471-94401	17471-94401	BASE BOMBA AGUA	PLATE, WATER PUMP	BASE POMPA ACQUA	BASE DE POMPE À EAU
8	REC17472-96303	17472-96303	JUNTA DE LA BOMBA DE AGUA	WATER PUMP, GASKET	GUARNIZIONE POMPA ACQUA	JOINT POMPE À EAU
9	PAGB/T5787-M6X20	09116-06106	TORNILLO	BOLT, FLANGE	VITE	VIS DE BRIDE
10	REC09265-17002	09265-17002	RODAMIENTO	BEARING	CUSCINETTO	ROULEMENT
11	REC09263-20046	09263-20046	RODAMIENTO	BEARING	CUSCINETTO	ROULEMENT
12	REC09248-10008	09248-10008	TORNILLO 10x7,5	SCREW 10x7,5	VITE 10x7,5	VIS 10x7,5
13	REC09168-10022	09168-10022	ARANDELA TAPÓN	CAP, O-RING	RONDELLA TAPPO	JOINT DE VIDANGE
14	CM55300-95500	55300-95500	ÁNODO	ANODE	ANODO	ANODE
15	CM55125-96310	55125-96310	ÁNODO	ANODE	ANODO	ANODE
16	PAGB/T97.1-8		ARANDELA 8	WASHER 8	RONDELLA 8	RONDELLE 8
17	PAGB/T5783-M8X16	09117-08037	TORNILLO M8x16	BOLT M8x16	BULLONE M8x16	BOULON M8x16
18	REC57631-96301	57631-96301	VARILLA PRESION ACEITE	ROD PUSH	ASTA PRESSIONE OLIO	CLAVETTE
19	REC57510-89J00	57510-89J00	PIÑÓN MARCHA AVANTE	POSITIVE GEAR	PIGNONE MARCIA AVANTI	PIGNON MARCHE AVANT
20	REC57311-96320	57311-96320	PIÑÓN ATAQUE	INITIATIVE GEAR	PIGNONE ATTACCO	PIGNON D'ATTAQUE
21	REC90179-08M06	09159-08046	TUERCA DE PIÑÓN M8X1	NUT, PINION M8X1	DADO PIGNONE M8X1	ECROU DE PIGNON M8
22	REC09209-08016	09209-08016	VARILLA PRESION ACEITE	ROD PUSH	ASTA PRESSIONE OLIO	CLAVETTE
23	REC57610-96311	57610-96311	EJE HELICE	PROPELLER SHAFT	ASSE ELICA	ARBRE D'HELICE
24	REC57521-89J00	57521-89J00	PIÑÓN MARCHA ATRÁS	REVERSER GEAR	PIGNONE MARCIA INDIETRO	PIGNON MARCHE ARRIÈRE
25	REC925093	09280-75002	ARO TORICO SUPERIOR	O-RING UPPER	O-RING SUPERIORE	JOINT TORIQUE SUPERIEUR
26	REC08113-60060	08113-60060	RODAMIENTO	BEARING	CUSCINETTO	ROULEMENT
27	REC56120-96332-OEP	56120-96332-OEP	DIÁBOLO	CARRIER	DIABOLO	DIABOLO
28	REC09116-06121	09116-06121	TORNILLO	BOLT	VITE	VIS
29	REC09263-20047	09263-20047	RODAMIENTO	BEARING	CUSCINETTO	ROULEMENT
30	REC09289-20009	09289-20009	RETÉN ACEITE	OIL SEAL	PARAOLIO	JOINT SPI
31	REC57630-96300	57630-96300	KIT CIERRE DE HÉLICE	PROP NUT KIT	KIT CHIUSURA ELICA	KIT ECROU D'HELICE
32	REC91490-40030	09204-03003	PIN BLOQUEADOR	COTTER PIN	COPPIGLIA	GOUPILLE



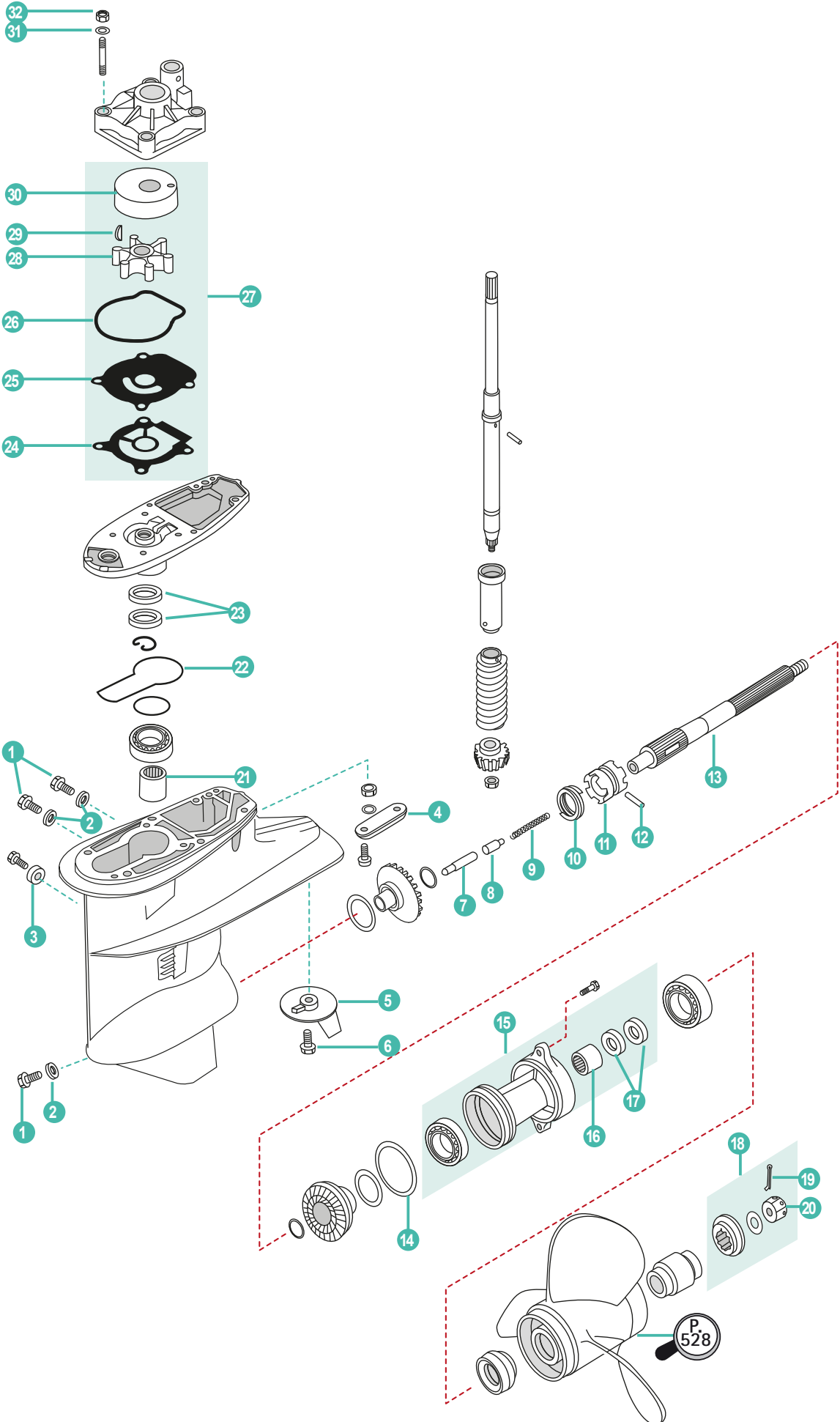


	REF	OEM				
1	REC09248-10008	09248-10008	TORNILLO 10x7,5	SCREW 10x7,5	VITE 10x7,5	VIS M10x7,5
2	REC09168-10022	09168-10022	ARANDELA TAPÓN	CAP, O-RING	RONDELLA TAPPO	JOINT DE VIDANGE
3	CM55300-95500	55300-95500	ÁNODO	ANODE	ANODO	ANODE
4	CM55125-95500	55125-95500	ÁNODO	ANODE	ANODO	ANODE
5	PAGB/T5783-M8X16	09117-08109	TORNILLO M8x16	BOLT M8x16	BULLONE M8x16	BOULON M8x16
6	REC57631-95303	57631-95303	VARILLA PRESION ACEITE	ROD PUSH	ASTA PRESSIONE OLIO	CLAVETTE
7	REC57634-88L00	57634-88L00	PIN SELECTOR	CLUTCH PIN	PIN SELETTORE	CALVETTE
8	REC57621-94403	57621-87J03	SELECTOR	SELETTORE	CLUTCH DOG	CRABOT
9	REC09202-04002	09202-04002	PIN HELICE	PROPELLER PIN	PIN ELICA	CLAVETTE D'HELICE
10	REC09440-40002	09440-40002	MUELLE SELECTOR	SPRING CLUTCH	MOLLA SELETTORE	RESSORT
11	REC57610-94402	57610-94402	EJE HELICE	PROPELLER SHAFT	ASSE ELICA	ARBRE D'HELICE
12	REC09280-75001	09280-75001	ARO TÓRICO	O-RING	FASCIA TONDA	JOINT TORIQUE
13	REC56120-94321-0EP	56120-94321-0EP	DIÁBOLO	CARRIER	DIABOLO	DIABOLO
14	PAGB/T5783-M8X30	09117-08047	TORNILLO M8x30	BOLT M8x30	BULLONE M8x30	BOULON M8x30
15	REC09263-22020	09263-22020	RODAMIENTO	BEARING	CUSCINETTO	ROULEMENT
16	REC09289-22007	09289-22007	RETÉN ACEITE	OIL SEAL	PARAOLIO	JOINT SPI
17	REC91490-40030	09204-03003	PIN BLOQUEADOR	COTTER PIN	COPPIGLIA	GOUPILLE
18	REC57630-94300	57630-94301	KIT CIERRE DE HÉLICE	PROP NUT KIT	KIT CHIUSURA ELICA	KIT ECROU D'HELICE
19	REC90171-18M04	09141-18005	TUERCA	NUT	DADO	ÉCROU
20	REC09263-22L03	09263-22039	RODAMIENTO	BEARING	CUSCINETTO	ROULEMENT
21	REC09263-25025	09263-25025	RODAMIENTO	BEARING	CUSCINETTO	ROULEMENT
22	REC09282-17005	09282-17005	RETÉN ACEITE	OIL SEAL	PARAOLIO	JOINT SPI
23	REC17472-96303	17472-96303	JUNTA DE LA BOMBA DE AGUA	WATER PUMP, GASKET	GUARNIZIONE POMPA ACQUA	JOINT POMPE À EAU
24	REC17471-94401	17471-94401	BASE BOMBA AGUA	PLATE, WATER PUMP	BASE POMPA ACQUA	BASE DE POMPE À EAU
25	REC17400-96403	17400-96403	KIT BOMBA DE AGUA	WATER PUMP KIT	KIT POMPA ACQUA	KIT POMPE A EAU
26	REC17461-96312	17461-96312	IMPULSOR	IMPELLER	GIRANTE	TURBINE
27	REC09420-04006	09420-04006	CHAVETA	KEY	CHIAVETTA	CLAVETTE
28	REC17411-94421	17411-94421	CUERPO BOMBA AGUA	HOUSING WATER PUMP	CORPO POMPA ACQUA	CORPS DE POMPE À EAU
29	PAGB/T93-6	29162-93J00	ARANDELA 6	WASHER 6	RONDELLA 6	RONDELLE 6
30	PAGB/T6170-M6	29141-93J00	TUERCA HEXÁGONO M6	NUT HEXAGON M6	DADO ESAGONALE M6	ECROU HEXAGONAL M6
31	REC09116-06094	09116-06094	TORNILLO 6x15	SCREW 6x15	VITE 6x15	VIS 6x15
32	REC09160-26015	09160-26015	ARANDELA PIÑÓN	WASHER GEAR	RONDELLA PIGNONE	RONDELLE DE PIGNON
33	REC09263-25062	09263-25062	RODAMIENTO	BEARING	CUSCINETTO	ROULEMENT





4T DF40A, DF50A, DF60A  
STROKES




SUZUKI

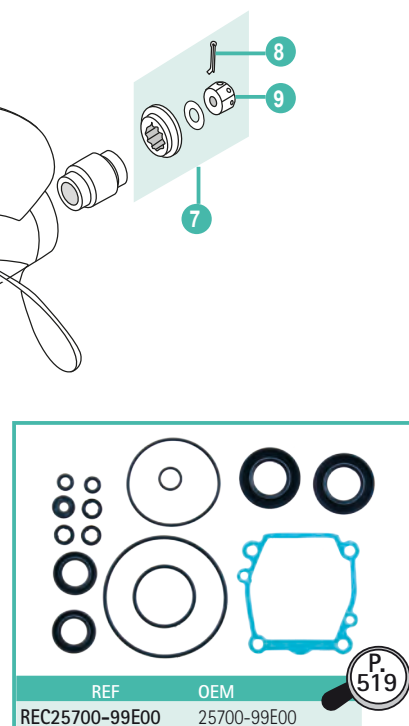
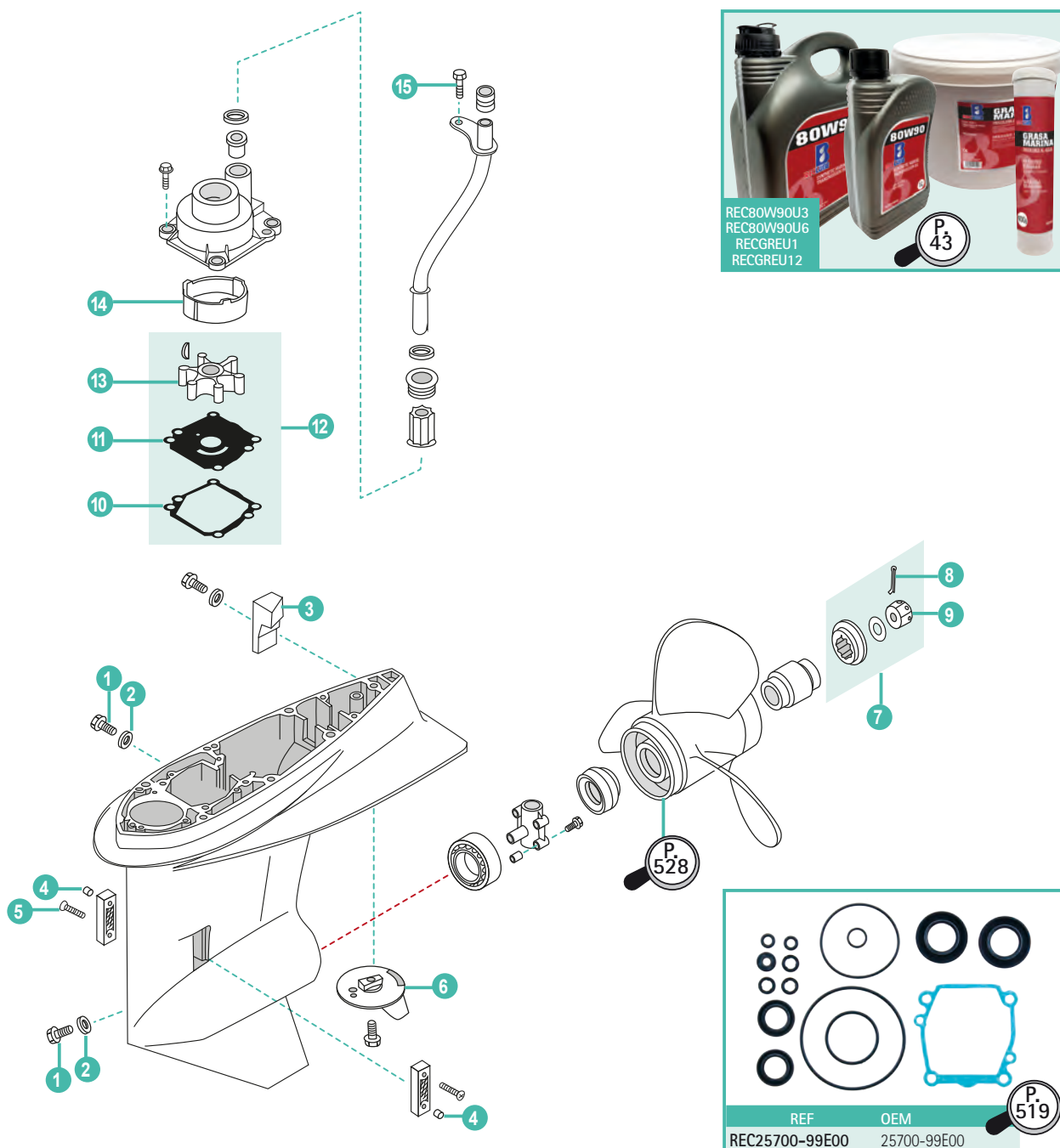
RECAMBIOS  
MARINOS

P. 528


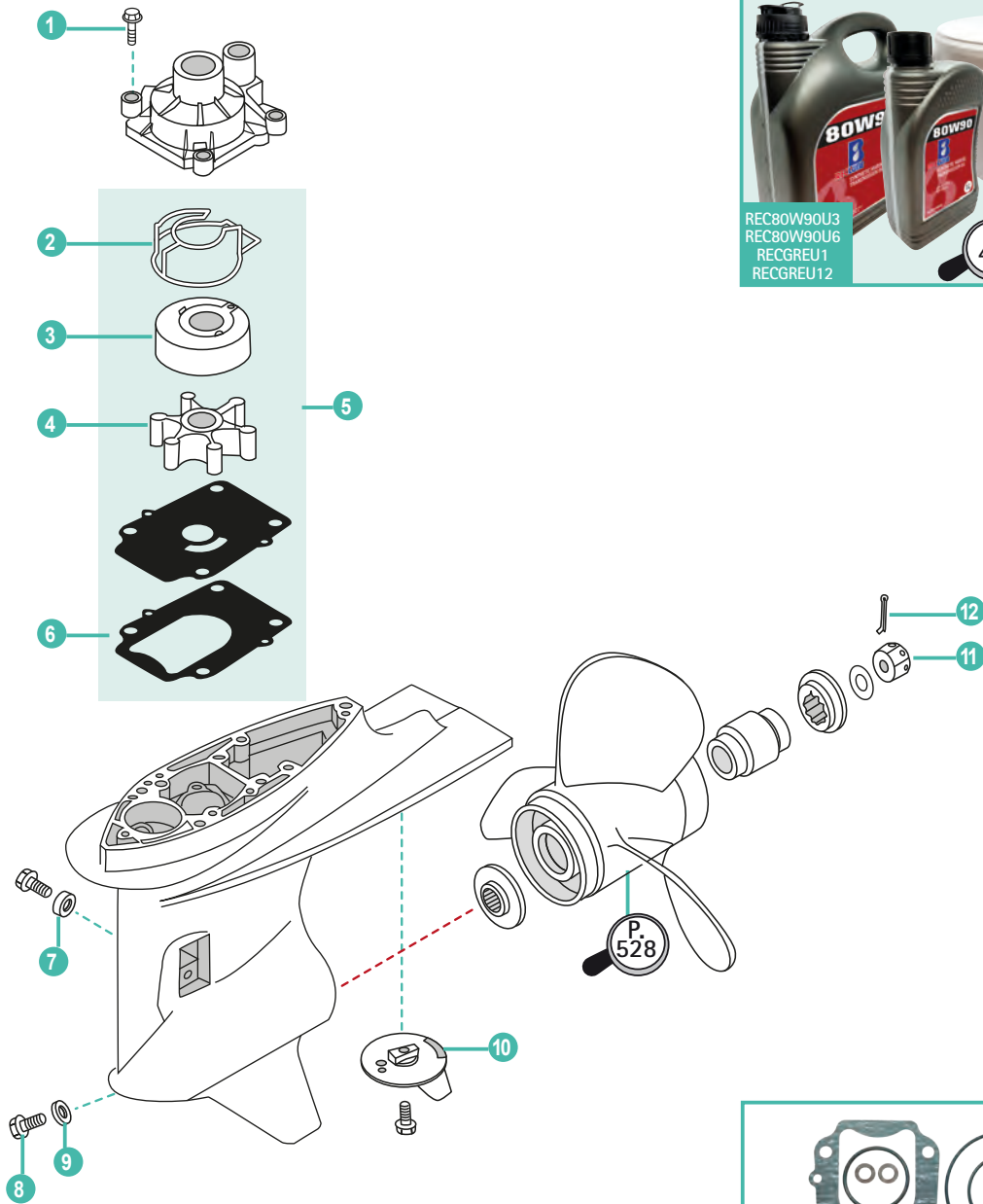
	REF	OEM				
1	REC09248-10008	09248-10008	TORNILLO 10x7,5	SCREW 10x7,5	VITE 10x7,5	VIS 10x7,5
2	REC09168-10022	09168-10022	ARANDELA TAPÓN	CAP, O-RING	RONDELLA TAPPO	JOINT DE VIDANGE
3	CM55321-87J00	55321-87J00	ÁNODO	ANODE	ANODO	ANODE
4	CM55300-95500	55300-95500	ÁNODO	ANODE	ANODO	ANODE
5	CM55125-94400	55125-94400	ÁNODO	ANODE	ANODO	ANODE
6	PAGB/T5783-M8X16	09117-08109	TORNILLO M8x16	BOLT M8x16	BULLONE M8x16	BOULON M8x16
7	REC57631-95303	57631-95303	VARILLA DE PRESIÓN	ROD PUSH	ASTA PRESSIONE OLIO	DOIGT
8	REC57634-88L00	57634-88L00	PIN SELECTOR	CLUTCH PIN	PIN SELETTORE	CALVETTE
9	REC09440-08043	09440-08043	MUELLE SELECTOR	SPRING CLUTCH	MOLLA SELETTORE	RESSORT DE SELECTEUR
10	REC09440-40002	09440-40002	MUELLE SELECTOR	SPRING CLUTCH	MOLLA SELETTORE	RESSORT DE SELECTEUR
11	REC57621-94403	57621-87J03	SELECTOR	SELETTORE	CLUTCH DOG	CRABOT
12	REC09202-05022	09202-05022	PIN SELECTOR	CLUTCH PIN	PIN SELETTORE	CALVETTE
13	REC57610-94402	57610-94402	EJE HELICE	PROPELLER SHAFT	ASSE ELICA	ARBRE D'HELICE
14	REC09280-75001	09280-75001	ARO TÓRICO	O-RING	FASCIA TONDA	JOINT TORIQUE
15	REC56120-94321-0EP	56120-94321-0EP	DIÁBOLO	CARRIER	DIABOLO	DIABOLO
16	REC09263-22020	09263-22020	RODAMIENTO	BEARING	CUSCINETTO	ROULEMENT
17	REC09289-22007	09289-22007	RETÉN ACEITE	OIL SEAL	PARAOLIO	JOINT SPI
18	REC57630-94300	57630-94300	KIT CIERRE DE HÉLICE	PROP NUT KIT	KIT CHIUSURA ELICA	KIT ECROU D'HELICE
19	REC91490-40030	09204-03003	PIN BLOQUEADOR	COTTER PIN	COPPIGLIA	GOUPILLE
20	REC90171-18M04	09141-18005	TUERCA	NUT	DADO	ÉCROU
21	REC09263-22L03	09263-22039	RODAMIENTO	BEARING	CUSCINETTO	ROULEMENT
22	REC55122-94400	55122-88L00	JUNTA TORICA	O-RING	O-RING	JOINT TORIQUE
23	REC09282-17005	09282-17005	RETÉN ACEITE	OIL SEAL	PARAOLIO	JOINT SPI
24	REC17472-96303	17472-96303	JUNTA DE LA BOMBA DE AGUA	WATER PUMP, GASKET	GUARNIZIONE POMPA ACQUA	JOINT POMPE À EAU
25	REC17471-95J01	17471-95J01	TAPA DEL IMPULSOR	OUTER PLATE CARTRIDGE	COPERCHIO GIRANTE	PLAQUE DE POMPE À EAU
26	REC17416-95J00	17416-95J00	ARO TÓRICO	O-RING	FASCIA TONDA	JOINT TORIQUE
27	REC17400-88L00	17400-88L00	KIT BOMBA DE AGUA	WATER PUMP KIT	KIT POMPA ACQUA	KIT POMPE A EAU
28	REC17461-96312	17461-96312	IMPULSOR	IMPELLER	GIRANTE	TURBINE
29	REC09420-04006	09420-04006	CHAVETA	KEY	CHIAVETTA	CLAVETTE
30	REC17413-95J00	17413-95J00	CASQUILLO INOX	SLEEVE WATER PUMP	CAPPUCCIO	INSERT DE POMPE À EAU
31	PAGB/T93-6	29162-93J00	ARANDELA MUELLE 6	WASHER SPRING 6	RONDELLA MOLLA 6	RESSORT 6
32	PAGB/T6170-M6	29141-93J00	TUERCA HEXÁGONO M6	NUT HEXAGON M6	DADO ESAGONALE M6	ECROU HEXAGONAL M6



4T DF60, DF70  
STROKES

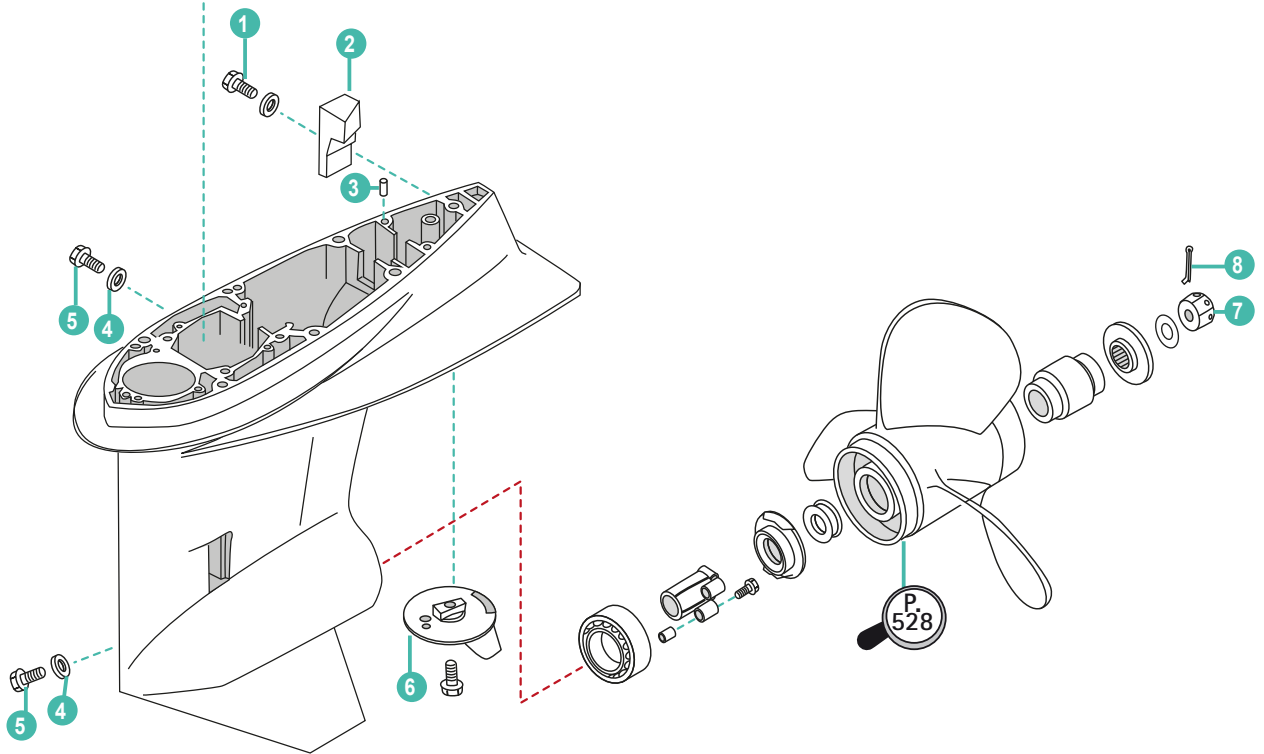
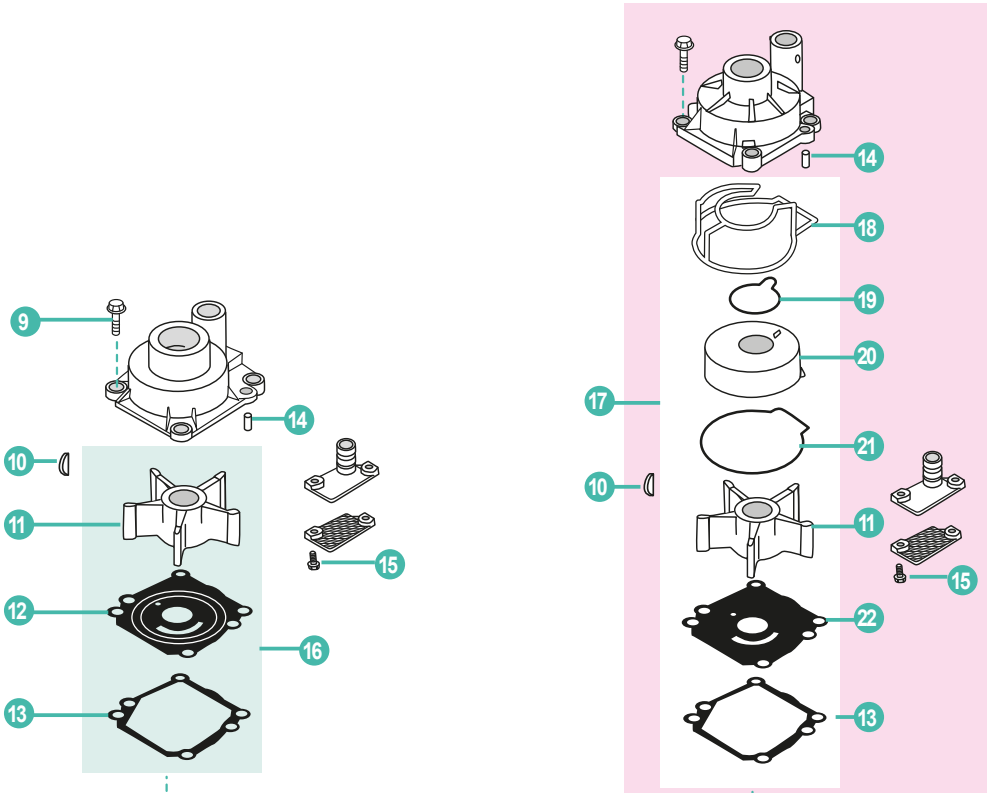


	REF	OEM				
1	REC09248-10008	09248-10008	TORNILLO 10x7,5	SCREW 10x7,5	VITE 10x7,5	VIS 10x7,5
2	REC09168-10022	09168-10022	ARANDELA TAPÓN	CAP, O-RING	RONDELLA TAPPO	JOINT DE VIDANGE
3	CM55321-90J01	55321-90J01	ÁNODO	ANODE	ANODO	ANODE
4	PAGB/T889.1-M4	09140-04007	TUERCA HEXAGONAL M4	NUT HEXAGON M4	DADO ESAGONALE M4	ECROU HEXAGONAL M4
5	PAGB/T818-M4X30	09125-04023	TORNILLO M4x30	SCREW PAN HEAD M4x30	VITE TESTA M4x30	VIS M4x30
6	TEN01215	55125-90J01	ÁNODO	ANODE	ANODO	ANODE
7	REC57630-94500	57630-94500	KIT CIERRE HELICE	PROP NUT KIT	KIT CHIUSURA ELICA	KIT ECROU D'HELICE
8	REC91490-40030	09204-03003	PIN BLOQUEADOR	COTTER PIN	COPPIGLIA	GOUPILLE
9	REC90171-18M04	09141-18005	TUERCA	NUT	DADO	ÉCROU
10	REC17472-87E10	17472-87E10	JUNTA BOMBA AGUA	WATER PUMP GASKET	GUARZIONE POMPA ACQUA	JOINT DE POMPE À EAU
11	REC17471-92J00	17471-87E01	PLACA BOMBA DE AGUA	PATE, WATER PUMP	PLACCA POMPA ACQUA	PLAQUE DE POMPE A EAU
12	REC17400-87E04	17400-87E03	KIT REPARACION BOMBA AGUA	WATER PUMP KIT	KIT RIPARAZIONE POMPA ACQUA	KIT TURBINE
13	REC17461-87E12	17461-87E12	IMPULSOR	IMPELLER	GIRANTE	TURBINE
14	REC17413-99E11	17413-99E10	CASQUILLO INOX	INSERT CUP	GHIERA INOX	INSERT INOX POMPE A EAU
15	PAGB/T5783-M6X16	09116-06225	TORNILLO HEXAGONAL M6x16	BOLT HEXAGON M6x16	BULLONE ESAGONALE M6x16	BOULON HEXAGONAL M6x16

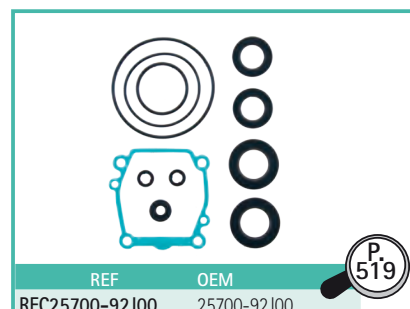
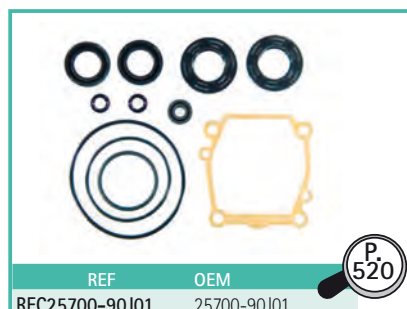


	REF	OEM				
1	PAF8-00000003	29116-93J10	TORNILLO M8x35	BOLT M8x35	BULLONE M8x35	BOULON M8x35
2	REC17416-99E10	17416-99E10	JUNTA TORICA	O-RING	O-RING	JOINT TORIQUE
3	REC17413-99E11	17413-99E10	CASQUILLO INOX	INSERT CUP	GHIERA INOX	INSERT INOX POMPE A EAU
4	REC17461-87E12	17461-87E12	IMPULSOR	IMPELLER	GIRANTE	TURBINE
5	REC17400-87L01	17400-87L01	KIT BOMBA DE AGUA	WATER PUMP KIT	KIT POMPA ACQUA	KIT POMPE A EAU
6	REC17472-87L00	17472-87L00	JUNTA BOMBA AGUA	WATER PUMP GASKET	GUARZIONE POMPA ACQUA	JOINT DE POMPE À EAU
7	CM55321-87J00	55321-87J00	ÁNODO	ANODE	ANODO	ANODE
8	REC09248-10008	09248-10008	TORNILLO 10x7,5	SCREW 10x7,5	VITE 10x7,5	VIS 10x7,5
9	REC09168-10034	09168-10034	JUNTA	GASKET	GUARNIZIONE	JOINT DE VIDANGE
10	TEN01215	55125-90J01	ÁNODO	ANODE	ANODO	ANODE
11	REC90171-18M04	09141-18005	TUERCA	NUT	DADO	ECROU D'HELICE
12	REC91490-40030	09204-03003	PIN BLOQUEADOR	COTTER PIN	COPPIGLIA	GOUPILLE



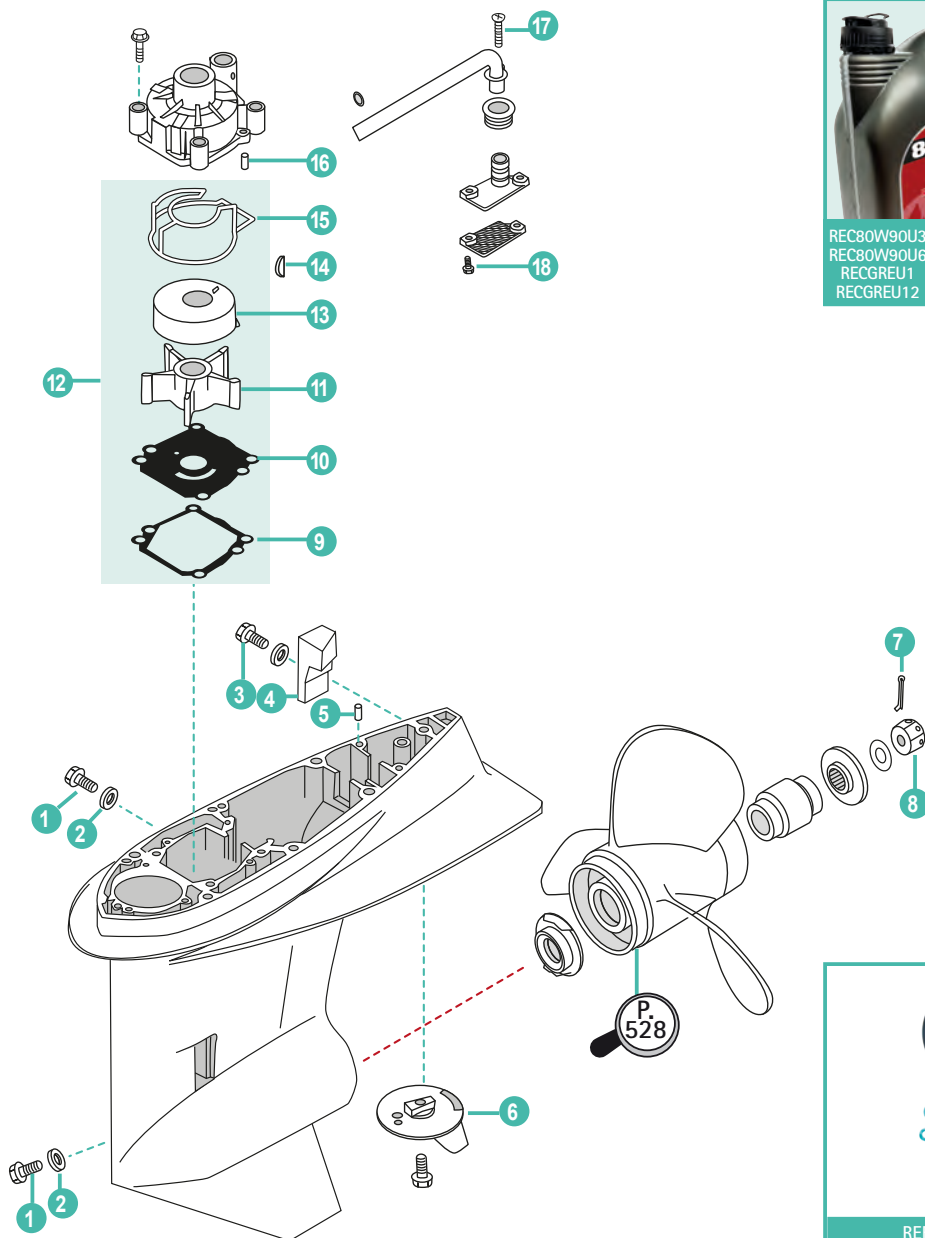


	REF	OEM				
1	PAGB/T5783-M6X12	09100-06130	TORNILLO M6x12	BOLT M6x12	BULLONE M6x12	BOULON M6x12
2	CM55321-90J01	55321-90J01	ÁNODO	ANODE	ANODO	ANODE
3	PAF25-00000014	09202-08006	PIN CENTRADOR F8x12	PIN, DOWEL F8x12	PIN, CENTRAGGIO F8x12	GOUPILLE FENDUE 8x12
4	REC09168-10022	09168-10022	TORNILLO 10x7,5	SCREW 10x7,5	VITE 10x7,5	VIS M10x7,5
5	REC09248-10008	09248-10008	ARANDELA TAPÓN	CAP, O-RING	RONDELLA TAPPO	JOINT DE VIDANGE
6	TEN01215	55125-90J01	ÁNODO	ANODE	ANODO	ANODE
7	REC90171-18M04	09141-18005	TUERCA	NUT	DADO	ÉCROU
8	REC91490-40030	08204-03003	PIN BLOQUEADOR	COTTER PIN	COPPIGLIA	GOUPILLE
			MODELOS ANTIGUOS	OLDER MODELS	MODELLI VECCHIO	ANCIENS MODELES
9	PAGB/T5783-M8X25	09117-08057	PERNO M8X25	BOLT M8X25	BULLONE M8	BOULON M8X25
10	REC09420-05009	09420-05009	CHAVETA	KEY	CHIAVETTA	CLAVETTE
11	REC17461-90J01	17461-90J01	IMPULSOR	IMPELLER	GIRANTE	TURBINE
12	REC17471-92J00	17471-92J00	TAPA DEL IMPULSOR	OUTER PLATE CARTRIDGE	COPERCHIO GIRANTE	PLAQUE DE POMPE À EAU
13	REC17472-87E10	17472-87E10	JUNTA BOMBA AGUA	WATER PUMP GASKET	GUARZIONE POMPA ACQUA	JOINT DE POMPE À EAU
14	REC93606-12019	09202-06031	PIN F6X12	PIN F6X12	SPINOTTO F6X12	LEVIER F6X12
15	PAGB/T8.8-2000	09125-05046	TORNILLO M5X12	SCREW, PAN HEAD M5X12	VITE M5X12	VIS M5X12
16	REC17400-90J20	17400-90J20	KIT BOMBA DE AGUA	WATER PUMP KIT	KIT POMPA ACQUA	KIT POMPE A EAU
			MODELOS MODERNOS	NEWER MODELS	MODELLI MODERNI	MODELES RECENTS
17	REC17400-92J21	17400-92J21	KIT BOMBA DE AGUA	WATER PUMP KIT	KIT POMPA ACQUA	KIT POMPE A EAU
18	REC17416-92J10	17416-92J10	TÓRICA BOMBA DE AGUA	WATER PUMP, SEAL	FASCIA TONDA	JOINT TORIQUE
19	REC17417-92J00	17417-92J00	JUNTA TORICA	O-RING	O-RING	JOINT TORIQUE
20	REC17413-92J01	17416-92J01	CASQUILLO INOX	INSERT CUP	GHIERA INOX	INSERT INOX POMPE A EAU
21	REC17416-92J00	17416-92J00	JUNTA TORICA	O-RING	O-RING	JOINT TORIQUE
22	REC17471-92J00	17471-92J00	TAPA DEL IMPULSOR	OUTER PLATE CARTRIDGE	COPERCHIO GIRANTE	PLAQUE DE POMPE À EAU

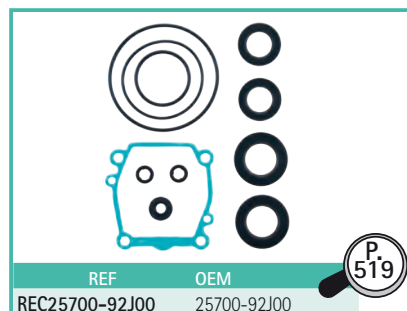


4T DF100A, DF115A, DF140A

STROKES


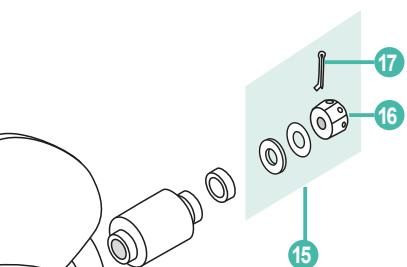
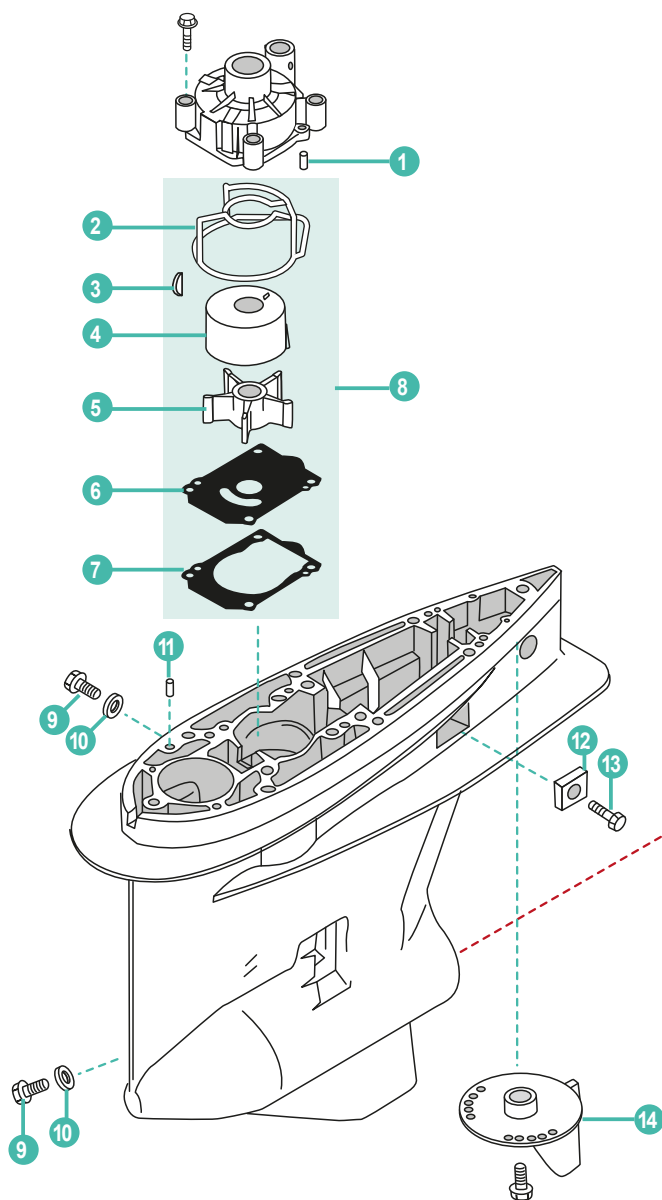


REC80W90U3  
REC80W90U6  
RECGREU1  
RECGREU12



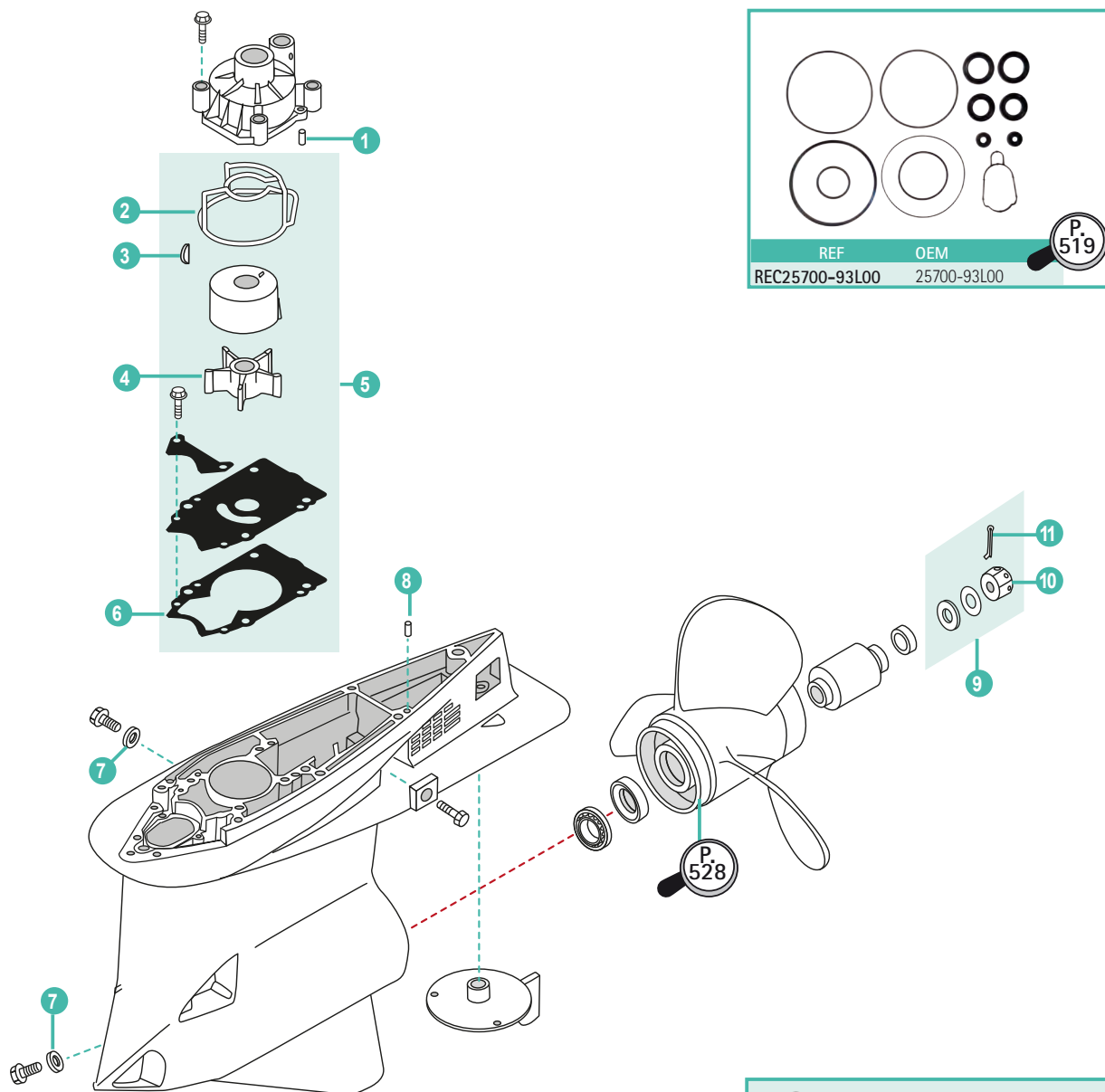
REF	OEM
REC25700-92J00	25700-92J00

	REF	OEM				
1	REC09248-10008	09248-10008	TORNILLO 10x7,5	SCREW 10x7,5	VITE 10x7,5	VIS 10x7,5
2	REC09168-10022	09168-10022	ARANDELA TAPÓN	CAP, O-RING	RONDELLA TAPPO	JOINT DE VIDANGE
3	PAGB/T5783-M6X12	09100-06130	TORNILLO M6x12	BOLT M6x12	BULLONE M6x12	BOULON M6x12
4	CM55321-90J01	55321-90J01	ÁNODO	ANODE	ANODO	ANODE
5	PAF25-00000014	09202-08006	PIN CENTRADOR F8x12	PIN, DOWEL F8x12	PIN, CENTRAGGIO F8x12	GOUPILLE FENDUE 8x12
6	TEN01215	55125-90J01	ÁNODO	ANODE	ANODO	ANODE
7	REC91490-40030	09240-03003	PIN BLOQUEADOR	COTTER PIN	COPPIGLIA	GOUPILLE
8	REC90171-18M04	09141-18005	TUERCA	NUT	DADO	ÉCROU
9	REC17472-87E10	17472-87E10	JUNTA BOMBA AGUA	WATER PUMP GASKET	GUARZIONE POMPA ACQUA	JOINT DE POMPE À EAU
10	REC17471-92J00	17471-92J00	TAPA DEL IMPULSOR	OUTER PLATE CARTRIDGE	COPERCHIO GIRANTE	PLAQUE DE POMPE À EAU
11	REC17461-90J01	17461-90J01	IMPULSOR	IMPELLER	GIRANTE	TURBINE
12	REC17400-92J21	17400-92J21	KIT BOMBA DE AGUA	WATER PUMP KIT	KIT POMPA ACQUA	KIT POMPE A EAU
13	REC17413-92J01	17413-92J01	CASQUILLO INOX	INSERT CUP	GHIERA INOX	INSERT INOX POMPE A EAU
14	REC09420-05009	09420-05009	CHAVETA	KEY	CHIAVETTA	CLAVETTE
15	REC17416-92J10	17416-92J10	TÓRICA BOMBA DE AGUA	WATER PUMP, SEAL	FASCIA TONDA	JOINT TORIQUE
16	REC93606-12019	09202-06031	PIN F6x12	PIN F6x12	SPINOTTO F6X12	LEVIER F6X12
17	PAGB/T818-M6X10	09125-06063	TORNILLO M6x10	BOLT M6x10	BULLONE M6x10	BOULON M6x10
18	PAGB/T8.8-2000	09125-05046	TORNILLO M5X12	SCREW, PAN HEAD M5X12	VITE M5X12	VIS M5X12



	REF	OEM				
1	REC93606-12019	09202-06031	PIN F6X12	PIN F6X12	SPINOTTO F6X12	LEVIER F6X12
2	REC17416-96J00	17416-96J00	JUNTA TORICA	O-RING	O-RING	JOINT TORIQUE
3	REC09420-05009	09420-05009	CHAVETA	KEY	CHIAVETTA	CLAVETTE
4	REC17413-96J01	17413-96J01	CASQUILLO INOX	SLEEVE WATER PUMP	CAPPUCCIO	INSERT DE POMPE À EAU
5	REC17461-90J01	17461-90J01	IMPULSOR	IMPELLER	GIRANTE	TURBINE
6	REC17471-92J02	17471-93J02	TAPA DEL IMPULSOR	IMPELLER PLATE	COPERCHIO GIRANTE	PLAQUE DE POMPE À EAU
7	REC17472-93J00	17472-93J00	JUNTA	GASKET	GUARNIZIONE	JOINT
8	REC17400-96J03	17400-96J03	KIT BOMBA DE AGUA	WATER PUMP KIT	KIT POMPA ACQUA	KIT POMPE A EAU
9	REC55128-93J10	55128-93J10	TAPON DRENAJE COLA	WATER PLUG DRAIN	GUARNIZIONE DRENAGGIO	BOUCHON DE VIDANGE
10	REC09168-10034	09168-10034	JUNTA	GASKET	GUARNIZIONE	JOINT
11	PAF25-00000014	09202-08006	PIN CENTRADOR F8x12	PIN, DOWEL F8x12	PIN, CENTRAGGIO F8x12	GOUPILLE FENDUE 8x12
12	CM55320-95310	55320-95311	ÁNODO	ANODE	ANODO	ANODE
13	REC09116-06094	09116-06094	TORNILLO 6x15	SCREW 6x15	VITE 6x15	VIS M6x15
14	TEN01215	55125-98J00	ÁNODO	ANODE	ANODO	ANODE
15	REC57630-92E00	57630-92E00	KIT CIERRE HELICE	PROP NUT KIT	KIT CHIUSURA ELICA	KIT ECROU D'HELICE
16	REC90171-18M04	09141-18005	TUERCA	NUT	DADO	ÉCROU
17	REC91490-40030	09204-03003	PIN BLOQUEADOR	COTTER PIN	COPPIGLIA	GOUPILLE





	REF	OEM				
1	REC93606-12019	09202-06031	PIN F6X12	PIN F6X12	SPINOTTO F6X12	LEVIER F6X12
2	REC17416-93J00	17416-93J00	TÓRICA BOMBA DE AGUA	WATER PUMP, SEAL	FASCIA TONDA	JOINT TORIQUE
3	REC09420-05009	09420-05009	CHAVETA	KEY	CHIAVETTA	CLAVETTE
4	REC17461-93J00	17461-93J00	IMPULSOR	IMPELLER	GIRANTE	TURBINE
5	REC17400-98J01	17400-98J01	KIT BOMBA DE AGUA	WATER PUMP KIT	KIT POMPA ACQUA	KIT POMPE A EAU
6	REC17472-98J00	17472-98J00	JUNTA BASE BOMBA	CASE PANEL GASKET	GUARNIZIONE BASE POMPA	JOINT DE BASE
7	REC09168-10034	09168-10034	JUNTA	GASKET	GUARNIZIONE	JOINT
8	PAF25-00000014	09202-08006	PIN CENTRADOR F8x12	PIN, DOWEL F8x12	PIN, CENTRAGGIO F8x12	GOUPILLE FENDUE 8x12
9	REC57630-92E00	57630-92E00	KIT CIERRE HELICE	PROP NUT KIT	KIT CHIUSURA ELICA	KIT ECROU D'HELICE
10	REC90171-18M04	90171-18M04	TUERCA	NUT	DADO	ÉCROU
11	REC91490-40030	09204-03003	PIN BLOQUEADOR	COTTER PIN	COPPIGLIA	GOUPILLE

# COMPONENTES DE COLA

# DRIVE COMPONENTS

# COMPONENTI PIEDI PIECES D' EMBASES

## KITS JUNTAS Y RETENES

## SEALS KITS

## KIT GUARNIZIONE E TENUTE

## KITS JOINTS D'EMBASES

REF	OEM
REC25700-87E00	25700-87E00

DF60, DF70 W-K9 (1998-09)  
DT90, DT100L-Y (1990-00)

**new**

REF	OEM
REC25700-87L00	25700-87L00

DF70A, DF80A, DF90A (2009+)

**new**

REF	OEM
REC25700-93L00	25700-93L00

DF250AP, DF300AP

**new**

REF	OEM
REC25700-92J00	25700-92J00

DF100A, DF115A, DF140A (2013+)  
DF140 (2002-12)

REF	OEM
REC25700-95D01	25700-95D01 25700-95D00

DF25, DF30Y-K6 (2000-06)  
DT25C, DT30C-K-Y (1989-00)

REF	OEM
REC25700-87D00	25700-87D00

DT150, DT200,  
DT225W-K3 (1998-03)  
V6H-Y (1987-00)

REF	OEM
REC25700-88L00	25700-94400 25700-88400

DF40, DF50X-K10 (1999-10)  
DF40A, DF50A, DF60A (2010+)

REF	OEM
REC25700-93J00	25700-93J00

DF150, DF175T/Z (G) (2006-14)  
DF200, DF225, DF250 (2004+)  
DF200A (2015)

REF	OEM
REC25700-94700	25700-94700

DT55, DT65J-X (1988-99)

REF	OEM
REC25700-99E00	25700-99E00

DF40A, DF50A, DF60A (2014+)  
DF60, DF70W-K9 (1998-09)

REF	OEM
REC25700-95501	25700-95500

DT75, DT85J-Y (1988-00)

REF	OEM
REC25700-95J00	25700-95J00

DF20R, DF25, DF25R-V2 (2006-11)

REF	OEM
REC25700-98J00	25700-98J00

DF300T/Z (2007-11)


REF	OEM
REC25700-98J00	25700-98J00

DF300T/Z (2007-11)


SUZUKI

RECAMBIOS MARINOS


REF	OEM
REC25700-94500	25700-94500




DT115, DT140G-Y (1986-00)



REF	OEM
REC25700-90J01	25700-90J01



DF90, DF100, DF115 K1-K11 (2001-11)  
DF115WT, DF140WT-K3 (2003)



GUÍA KITS DE JUNTAS	GUIDE OF GASKETS KITS	GUIDA KIT GUARNIZIONE	GUIDE DES KITS JOINTS																		
 <table border="1"> <thead> <tr> <th>REF</th> </tr> </thead> <tbody> <tr> <td>DT25C DT30C</td> </tr> <tr> <td>DT55 DT65</td> </tr> <tr> <td>DT75 DT85</td> </tr> <tr> <td>DT115 DT140</td> </tr> <tr> <td>V6 2-STROKE 1989-03</td> </tr> <tr> <td>DF25 DF30</td> </tr> <tr> <td>DF25</td> </tr> </tbody> </table>	REF	DT25C DT30C	DT55 DT65	DT75 DT85	DT115 DT140	V6 2-STROKE 1989-03	DF25 DF30	DF25	 <table border="1"> <thead> <tr> <th>REF</th> </tr> </thead> <tbody> <tr> <td>DT40C DF40 DF50 DF40A DF50A DF60A</td> </tr> <tr> <td>DF60 DF70</td> </tr> <tr> <td>DF60 DF70</td> </tr> <tr> <td>DF70A DF80A DF90A</td> </tr> </tbody> </table>	REF	DT40C DF40 DF50 DF40A DF50A DF60A	DF60 DF70	DF60 DF70	DF70A DF80A DF90A	 <table border="1"> <thead> <tr> <th>REF</th> </tr> </thead> <tbody> <tr> <td>DF90 DF100 DF115</td> </tr> <tr> <td>DF115A DF140</td> </tr> <tr> <td>DF150 DF175 DF200 DF225/ DF250</td> </tr> <tr> <td>DF250SS DF300</td> </tr> <tr> <td>DF250AP DF300AP</td> </tr> </tbody> </table>	REF	DF90 DF100 DF115	DF115A DF140	DF150 DF175 DF200 DF225/ DF250	DF250SS DF300	DF250AP DF300AP
REF																					
DT25C DT30C																					
DT55 DT65																					
DT75 DT85																					
DT115 DT140																					
V6 2-STROKE 1989-03																					
DF25 DF30																					
DF25																					
REF																					
DT40C DF40 DF50 DF40A DF50A DF60A																					
DF60 DF70																					
DF60 DF70																					
DF70A DF80A DF90A																					
REF																					
DF90 DF100 DF115																					
DF115A DF140																					
DF150 DF175 DF200 DF225/ DF250																					
DF250SS DF300																					
DF250AP DF300AP																					

**FUELLES VARILLA DE CAMBIO**      **SHIFT, BELOW**

REF	OEM
REC25222-93901	25222-93901




DF4, DF5, DF6 (2002-12)  
DF9.9, DF15 (1996-12)  
DT7, DT5 (1988-01)  
DT9.9, DT15 (1986-04)




*new*

**MANICOTTO MARCE**      **SOUFFLET DU LEVIER DE CHANGEMENT DE VITESSE**

REF	OEM
REC25222-96300	25222-96300



DF25, DF30 Y-K6 (2000-06)  
DT20, T25, DT30 (1986-02)  
DT40C-W G-X (1986-99)



*new*

**ARO TÓRICO VARILLA DE CAMBIO**      **SHIFT, O-RING**

REF	OEM
REC09280-08005	09280-08005

1,8 x 7.7 mm



DF20R, DF25RVZ (2006-13)  
DF25, DF30Y-K6 (2000-06)  
DF40, DF50X-K10 (1999-10)  
DF40A, DF50A, DF60A (2010+)  
DT20, DT25, DT30G-Y (1986-00)  
DT25, DT30 K1-K2 (2001-02)  
DT40C-W G-X (1986-99)  
DT55, DT60J-Z (1988-99)  
DT75, DT85J-Y (1988-00)




*new*


**O-RING MARCE**      **JOINT TORIQUE DU LEVIER**

REF	OEM
REC09280-11005	09280-11005 09280-11001

2.4 x 10.8 mm




DF40, DF50X-K10 (1999-10)  
DF40A, DF50A, DF60A (2010+)  
DF70A, DF80A, DF90A (2009+)  
DF100B (2018+)  
DT40C-W G-X (1986-99)  
DT4W K1-K4 (2001-04)  
DT55, DT65J-X (1988-99)  
DT75, DT85J-Y (1988-00)




*new*

**TUERCA VARILLA DE CAMBIO**      **TURNBUCKE CLUTCH ROD**


REF	OEM
REC23311-95DL0	23311-95DL0



DF25, DF30Y-K6 (2000-06)  
DF40, DF50X-K10 (1999-10)  
DF9.9, DF15T-K3 (1996-03)  
DF9.9, DF15 (R) (2004-11)  
DT9.9, DT40




**DADO ASTA CAMBIO**      **ECROU DU LEVIER DE CHANGEMENT DE VITESSE**



**TUBO DRENAJE BOMBA DE AGUA**      **DRAIN EATER TUBE**      **TUBO DRENAGGIO ACQUA**      **TUBE DE VIDANGE DE LA POMPE A EAU**


REF	OEM
REC17453-93901	17453-93900 17453-93901



**new**

DT15C (1989-97)  
DT9.9, DT15 K1-K4 (2001-04)  
DT9.9K, DT15K G-Y (1986-00)  
DF15 (2012)  
DF9.9, DF15T-K3 (1996-03)  
DF9.9, DF15(R) (2004-11)

REF	OEM
REC17560-91L00	17560-91L00 17560-96304 17560-96301 17560-96300



**new**

DT20, DT25, DT30G-Y (1986-00)  
DT25, DT30 K1-K2 (2001-02)

REF	OEM
REC17431-92L20	17431-92L20 17431-94441 17431-94440




**new**

DT40C-W G-X (1986-99)  
DT40W K1-K4 (2001-04)

**TORNILLOS Y JUNTAS DE DRENAJE**      **DRAIN, SCREW AND GASKETS**


REF	OEM
REC09248-10008	09248-10008 10 x 7.2 mm



**new**

**VITI E GUARNIZIONE, DRENAGGIO**      **VIS ET JOINTS DE VIDANGE**

REF	OEM
REC55128-93J10	55128-93J00 55128-93J10



**new**

DF70 --> DF300

REF	OEM
REC09168-10034	09168-10034



**new**

DF70 --> DF350

REF	OEM
REC59178-97J00	59178-97J00




**new**

DF2.5 --> DF30

**DIÁBOLO**      **DIABOLO**

REF	OEM
REC56120-93900	56120-93900-OEP 56120-93901-OED 56120-93900-002M 56120-90L00-OEP 56120-90L01-OEP 56120-90L02-OEP




**new**

DF9.9, DF15T-K3 (1996-03)  
DF9.9, DF15(R) (2004-12)  
DT9.9, DT15K1-K4 (1986-04)  
DT15 (1989-97)

**DIABOLO**


REF	OEM
REC56120-96332-OEP	56120-96332-OEP



**new**

DF20R, DF25, DF25RVZ (2006-11)  
DF25, DF30Y-K6 (2000-06)  
DT25, DT30K1-K2 (2001-02)

REF	OEM
REC56120-94321-OEP	56120-94321-OEP




**new**

DF40, DF50X-K10 (1999-10)  
DF40A, DF50A, DF60A (2010-16)  
DT40W-K1-K4 (2001-04)

**ARO TÓRICO DEL DIÁBOLO**      **DIABOLO, O-RING**

REF	OEM
REC09280-57002	09280-57002 3.5 x 65.2 mm




**new**

DF15 (2012)  
DF8A, DF9.9A (AR) (2010+)  
DF9.9, DF15T-K3 (1996-03)  
DF9.9, DF15(R) (2004-11)  
DF9.9B, DF15A, DF20A (2013+)  
DT15C (1989-97)  
DT9.9, DT15 K1-K4 (2001-04)  
DT9.9K, DT15K-G (1986-00)

**O-RING DIABOLO**      **JOINT TORIQUE DU DIABOLO**

REF	OEM
REC09280-75001	09280-75001 3.3 x 75 mm



**new**

DF40, DF50X-K10 (1999-10)  
DF40A, DF50A, DF60A (2010+)  
DT40C-W G-X (1986-99)  
DT40W K1-K4 (2001-04)



# SELECTOR

# CLUTCH DOGS

# SELETTORE


# CRABOT

## SELECTOR

## CLUTCH DOGS


## SELETTORE


## CRABOT

REF	OEM
57621-94400	
57621-94403	
REC57621-94403	57621-87J03
	57621-87J00
	57621-87J01
	57621-87J02
	DT40C-W G-X (1986-99)
	DT40W K1-K4 (2001-04)
	DF40, DF50X-K10 (1999-10)
	DF40A, DF50A, DF60A (2010+)



new

REF	OEM
57621-91L10	
REC57621-91L10	57621-96300
	57621-96310
	DT20, DT25, DT30G-Y (1986-00)
	DT25, DT30K1-K2 (2001-02)
	DT25C, DT30C K-Y (1989-00)
	DF25A, DF30A (2015)




new

## MUELLE PARA SELECTOR

## SPRING CLUTCH


## MOLLA SELETTORE

## RESSORT DE SELECTEUR

REF	OEM
REC09440-32008	09440-32008
	DF9.9, DF15TK3 (1996-03)
	DF9.9, DF15(R) (2004-11)
	DF15 (2012)
	DT15C (1989-97)
	DT9.9, DT15 K1-K4 (2001-04)
	DT9.9K, DT15K G-Y (1986-00)




new

REF	OEM
REC09440-08043	09440-08043
	DF40, DF50X-K10 (1999-10)
	DF40A, DF50A, DF60A (2010+)




new

REF	OEM
REC09440-40002	09440-40002
	DF40, DF50X-K10 (1999-10)
	DF40A, DF50A, DF60A (2010+)
	DT40C-W G-X (1986-99)
	DT40W K1-K4 (2001-04)
	DT55, DT60J-X (1988-99)



new

REF	OEM
REC09440-05027	09440-05027
	DF9.9, DF15T-K3 (1996-03)
	DF9.9, DF15(R) (2004-11)
	DT15C (1989-97)
	DT8, DT9.9C J-V (1988-97)
	DT9.9, DT15 K1-K4 (2001-04)
	DT9.9, DT15K G-Y (1986-00)




new

## PIN

## PIN


## SPINOTTO

## PIN

REF	OEM
REC57632-97L00	57632-97L00
	57632-98500
	57632-98501
	DF15 (2012)
	DF4, DF5, DF6 (2002-15)
	DF8A, DF9.9A (AR) (2010+)
	DF9.9, DF15T-K3 (1996-03)
	DF9.9, DF15(R) (2004-11)
	DT15C (1989-97)
	DT4-J4, DT5Y (1988-00)
	DT5, DT6, DT8G-Y (1986-00)
	DF9.9B, DF15A, DF20A (2013+)



new

REF	OEM
REC09202-05022	09202-05022
	DF40, DF50X-K10 (1999-10)
	DF40A, DF50A, DF60A (2010+)
	DT40C-W G-X (1986-99)
	DT40W K1-K4 (2001-04)




new

## PASADOR PARA SELECTOR

## CLUTCH PIN


## PIN SELETTORE

## PIVOT

REF	OEM
REC57634-88L00	57634-88L00
	DF40, DF50X-K10 (1999-10)
	DF40A, DF50A, DF60A (2010+)



new


REF	OEM
REC09209-08016	09209-08016
	DF20R, DF25, DF25RVZ (2006-13)
	DF25, DF30Y-K6 (2000-06)
	DF25A, DF30A (2015+)
	DT20, DT25, DT30G-Y (1986-00)
	DT25, DT30 K1-K2 (2001-02)
	DT25C, DT30C K-Y (1989-00)




new

**VARILLA PARA SELECTOR**    **ROD PUSH**    **ASTA PRESSIONE**    **TIGE DE POUSSEE**


REF	OEM
REC57631-93901	57631-93901




*new*


 DF15 82012)  
 DF8A, DF9.9A 8AR) (2010+)  
 DF9.9, DF15(R) (2004-11)  
 DF9.9B, DF15A, DF20A (2013+)  
 DT15C (1989-97)  
 DT9.9, DT15 K1-K4 (2001-04)  
 DT9.9K, DT15K G-Y (1986-00)


REF	OEM
REC57631-95303	57631-95303
	57631-94700
	57631-95302
	57631-95301




*new*


 DF40, DF50X-K10 (1999-10)  
 DF40A, DF50A, DF60A (2010+)  
 DT40C-W G-X (1986-99)  
 DT40W K1-K4 (2001-04)  
 DT55, DT65J-X (1988-99)

REF	OEM
REC57631-96301	57631-96301



*new*


 DF25, DF30Y-K6 (2000-06)  
 DT20, DT25, DT30G-Y (1986-00)  
 DT25, D30 K1-K2 (2001-02)  
 DT25C, DT30C K-Y (1989-00)

**EXTREMO PARA SELECTOR**    **ARM, CLUTCH**    **HEBEL**    **EMBOUT DE SELECTEUR**

REF	OEM
REC23211-94401	




 DT25C, DT30C-K-Y (1989-00)  
 DT40C-W G-X (1986-99)  
 DT40W-K1K4 (2001-04)

**RODAMIENTOS**    **BEARING**    **CUSCINETTO**    **ROULEMENT**

**BOMBA DE ACEITE**    **OIL PUMP**    **POMPA OLIO**    **DE POMPE À HUILE**

REF	OEM
REC08110-60020	08110-60020




*new*


 DF150 --> DF350

**BOMBA DE AGUA**    **WATER PUMP**    **POMPA ACQUA**    **ROULEMENT DE POMPE À EAU**

REF	OEM
REC09263-25062	09263-25062



*new*


 DF40, DF40X-K10 (1999-10)  
 DT40C-W G-X (1986-99)  
 DT40W K1-K4 (2001-04)

REF	OEM
REC09263-25025	09263-25025
	09263-25048
	09263-25L02



*new*

**CIRCLIP,  
BOMBA DE AGUA**

CLIP

CLIP

CLIPS

REF	OEM
REC09380-15001	09380-15001


 DF8A, DF9.9A (AR) (2010+)  
 DF9.9B, DF15A, DF20A (2015+)  
 DT9.9, DT15 (1989-04)



**EJE TRANSMISIÓN  
SUPERIOR**

UPPER,  
DRIVE SHAFT

ALBERO DI TRASMISSIONE  
SUPERIORE


SUPERIEUR D'ARBRE DE  
TRANSMISSION

REF	OEM
REC08110-60020	08110-60020


 DF8 --> DF20  
 DT9.9, DT15



REF	OEM
REC09265-17002	09265-17002


 DT20R, DF25, DF25V2 (2006-13)  
 DF25, DF30Y-K6 (2000-06)  
 DF25A, DF30A (2015+)  
 DT20, DT25, DF30G-Y (1986-00)  
 DT25, DT30 K1-K2 (2001-02)  
 DT25C, DT30C K-Y (1989-00)



**EJE TRANSMISIÓN  
INFERIOR**

LOWER,  
DRIVE SHAFT

ALBERO DI TRASMISSIONE  
INFERIORE


INFERIEUR D'ARBRE DE  
TRANSMISSION


REF	OEM
REC09263-22L03	09263-22L03 09263-22039


 DF40A, DF50A, DF60A (2010-19)  
 DF40, DF50X-K10 (1999-10)  
 DT40C-W G-X (1986-99)  
 DT40W K1-K4 (2001-04)



REF	OEM
REC09263-20046	09263-20046


 DF20R, DF25, RVZ (2006-13)  
 DF25 (R) QVZ (2013)  
 DF255, DF30Y K-6 (200-06)  
 DF25A, DF30A (2015+)  
 DT20, DT25, DT30G-Y (1986-00)  
 DT25, DT30 K1-K2 (2001-02)  
 DT25C, DT30K-Y (1989-00)



REF	OEM
REC09263-15019	09263-15019


 DF15 (2012) 01503F  
 DF9.9, DF15T-K3 (1996-03)  
 DF9.9, DF15(R) (2004-11)  
 DT15C (1989-1997)  
 DT5, DT6, DT8 G-Y (1986-00)  
 DT6, DT8 Y-K2 (2000-02)  
 DT9.9, DT15 K1-K4 (2001-04)  
 DT9.9K, DT15K G-Y (1986-00)



**DIÁBOLO**

DIABOLO

DIABOLO

DE DIABOLO

REF	OEM
REC08110-60050	08110-60050


 DF8A, DF9A (2012+)  
 DF9.9, DF15 (1996-2012)  
 DF9.9B, DF15A, DF20A (2015+)  
 DT9.9, DT15 (1986-04)





REF	OEM
REC08113-60060	08113-60060


 DF25A, DF30A (2015+)  
 DF20R, DF25RVZ (2006-11)  
 DF25, DF30Y-K6 (2000-06)  
 DT20, DT25, DT30 (1986-02)



REF	OEM
REC09263-20047	09263-20047


 DF25A, DF30A (2015+)  
 DF25, DF30Y-K6 (2000-06)  
 DF25, DF25R, DF25QVZ (2013)  
 DF20R, DF25, DF25RVZ (2006-11)  
 DT20, DT25, DT30G-Y (1986-00)  
 DT25, DT30 K1-K2 (2001-02)  
 DT25C, DT30C K-Y (1989-00)



REF	OEM
REC09263-22020	09263-22020


 DF40A, DF50A, DF60A (2010+)  
 DF40, DF50X-K10 (1999-10)  
 DT40C-W G-X (1986-99)  
 DT40W K1-K4 (2001-04)  
 DT55, DT65 J-X (1988-99)



PIÑÓN DE ATAQUE

INITIATIVE GEAR

PIGNONE ATTACCO

PIGNON D'ATTAQUE

REF	OEM
REC09263-20L04	09263-20L04 09263-20024


new

 DF8A /AR, DF9.9A/AR (2013-16)  
DF9.9B, DF15A, DF20A (2013-16)

REF	OEM
REC57311-99J10	57311-99J10


new

 DF8A, DF9.9A (AR) (2012+)  
DF9.9B, DF15A, DF20A (2013+)

REF	OEM
REC57311-98600	57311-98601 57311-98600


new


 DF4, DF5, DF6 (2002-11)  
DT4-J4, DT5Y (1988-00)  
DT4 K1 (2001)  
DT5Y (1998-02)


REF	OEM
REC57311-94402	57311-94401 57311-94402


new

 DT40 (1986-04)

REF	OEM
REC57311-96311	57311-96310 57311-96311 57311-96320 57311-91L00


new

 DT20, DT25, DT30 (1986-06)  
DF20, DF25 (RVZ) (2006-13)

REF	OEM
REC57311-93901	57311-93901


new

 DT415C (1989-97)

REF	OEM
REC57311-93910	57311-93910 57311-90L00


new

 DT9.9, DT15 (2001-04)  
DF9.9, DF15 (1996-04)


PIÑÓN MARCHA AVANTE


POSITIVE GEAR

PIGNONE MARCIA AVANTI


PIGNON DE MARCHÉ AVANT


REF	OEM
REC57510-91J00	57510-91J00 57510-98600 57510-98610 57510-98611


new

 DT4/J4, DT5Y (1988-00)  
DT4 K1 (2001)  
DT5Y (1998-02)  
DF4, DF5, DF6 (2002+)

REF	OEM
REC57510-89J00	57510-89J00 57510-91L00


new

 DT25, DT30 (2001-02)  
DF25, DF30 (2000-06)  
DF20R, DF25 (R) (VZ) (2006-13)

REF	OEM
REC57510-93902	57510-93902


new

 DT15C (1989-97)

REF	OEM
REC57510-93910	57510-93910 57510-90L00


new

 DT9.9, DT15 (2001-04)  
DF9.9, DF15 (1996-11)

REF	OEM
REC57510-94402	57510-94402 57510-94401 57510-94400


new

 DT40 (1986-04)



## PIÑÓN MARCHA ATRÁS

## REVERSE GEAR

REF	OEM
REC57521-91J00	
 DF4, DF5, DF6 (2002-15) DT4/J4, DT5Y (1988-00) DT4K1 (2001) DT5Y (1998-02)	



REF	OEM
REC57521-93902	57521-93902 57310-93850
 DT15C (1989-97)	



REF	OEM
REC57521-94400	57521-94400 57310-94401
 DT40 (1986-04)	


PIGNONE MARCIA  
INDIETROPIGNON DE MARCHÉ  
ARRIERE

REF	OEM
REC57521-89J00	57521-89J00
 DF25, DF30 82000-06) DF20R, DF25 (R,Q) (VZ) (2006-13)	



REF	OEM
REC57521-93910	57521-93910 57521-90L00
 DF9.9, DF15 (1996-11) DT9.9, DT15 (2001-04)	





REF	OEM
REC57521-96312	57521-96312 57521-96311
 DT20, DT25, DT30 (1986-02)	



## ARANDELA / GRUESOS


## WASHER / SHIM


REF	OEM
REC09160-26015	09160-26015 26.2 x 42 x 4.0 mm
 DF40, DF50X-K10 (1999-10) DT40C-W G-X (1986-99) DT40W K1-K4 (2001-04)	



REF	OEM
REC09160-20027	09160-20027
 DF9.9 (2004-10) DT15, DF15 (1983-15) DF20 (2011-15) DF8A/AR, DF9.9A/AR (2010+) DF9.9B, DF15A, DF20A (2013+)	





REF	OEM
REC09160-20041	09160-20041 T: 1.0
 DT9.9 (1983-87) DT15 (1983-97)	





## RONDELLA / SPESSORE

## RONDELLE / CALE

REF	OEM
REC09160-21009	09160-21009 21 x 35 x 2.75 mm
 DF8A, DF8AR, DF9.9A, DF9.9AR (2010+) DF9.9, DF15T-K3 (1996-03) DF15 (2012) DF9.9, DF15(R) (2004-11) DF9.9B, DF15A, DF20A (2013) DT9.9K, DT15G-Y (1986-00) DT15C (1989-97) DT9.9, DT15K1-K4 (2001-04)	



REF	OEM
REC09160-20042	09160-20042 T:1.1
REC09160-20043	09160-20043 T:1.2
REC09160-20044	09160-20044 T:0.7
 DF8A, DF8AR, DF9.9A, DF9.9AR (2010+) DF9.9, DF15T-K3 (1996-03) DF15 (2012) DF9.9, DF15(R) (2004-11) DF9.9B, DF15A, DF20A (2013) DT9.9K, DT15G-Y (1986-00) DT15C (1989-97) DT9.9, DT15K1-K4 (2001-04)	



# SISTEMA DE PROPULSIÓN PROPULSION SYSTEM

# SISTEMA DI PROPULSIONE SYSTEME DE PROPULSION

HÉLICES ALUMINIO E INOXIDABLE DE 3 Y 4 PALAS	3 & 4 BLADE ALUMINIUM & SS PROPELLERS	ELICHE ALLUMINIO E INOX DA 3 E 4 PALE	HELICE ALUMINIUM ET INOX 3 ET 4 PALES
CÓDIGO DE REFERENCIAS	PART NO. CODING SYSTEM	SISTEMA DI CODICE	CODAGE DES REFERENCES
<p>1. Mercury, Mariner 2. Johnson, Evinrude 3. Yamaha 4. Suzuki 5. Tohatsu 6. 7. 8. Volvo Penta 9. Rubex System</p>	<p>0.5, 6, 8 and 9.8 HP Group 1. A Group 2. B Group 3. C Group 4. D Group 5. E Group 6. F Group 7. VP (Std. Hub) 8. VP (Long Hub)</p>	<p>1. AL 2. Saturn (INOX   Stainless Steel) 3. New Saturn (INOX   Stainless Steel) 4. Titan (INOX   Stainless Steel) 5. HR Titan (INOX   Stainless Steel) 6. Scorpion (INOX   Stainless Steel) 7. Lexor (INOX   Stainless Steel)</p>	<p>1. 3R Rubber Hub 2. 3L Rubber Hub 3. 4R Rubber Hub 4. 4L Rubber Hub</p>

### AMITA 3

Hélice de aluminio con núcleo de goma de gran resistencia.

Aluminum propeller with heavy duty rubber hub.

Eliche di alluminio con mozzi in gomma ad alta resistenza.

Hélice en aluminium avec moyeu en caoutchouc

### AMITA 4

Hélices de aluminio con núcleo de goma de gran resistencia. Van muy suaves a poca velocidad y hace el barco muy manejable con la mar picada.

Aluminum propeller with heavy duty rubber hub. Smoother low speed makes the offshore boating activity much easier.

Eliche di alluminio con mozzo in gomma ad alta resistenza. Molto morbido a bassa velocità e rende la barca molto maneggevole con mare cattivo.

Hélice en aluminium avec moyeu en caoutchouc. Permet d'aller doucement à basse vitesse et rende le bateau très maniable lorsque la mer est agitée

### LEXOR

Hélices de acero inoxidable. Gran diámetro del área de las palas para barcos pesados. Gran rendimiento en alta velocidad sin sacrificar las velocidades medias. Excelente ahorro de combustible.

Stainless steel propeller. Large diameter and blade area for big boat loads. Great high speed performance without sacrificing mid-range speeds. Excellent fuel economy.

Eliche di acciaio inox. Grande diametro delle pale per imbarcazioni pesanti. Grandi prestazioni ad alta velocità senza sacrificare velocità medie. Eccellente risparmio di carburante.

Hélice inox, grand diamètre pour bateaux lourds. Excellentes performances à grande vitesse sans sacrifier les vitesses moyennes. Excellente économie de carburant.

### NEW SATURN

Hélices de acero inoxidable. Ofrece buena aceleración y rendimiento. Tamaño más pequeño que ofrece un diámetro extragrande.

Stainless steel propeller. Offers good acceleration & all-round performance. Smaller pitch sizes offered in extra large diameter with increased blade area.

Eliche di acciaio inox. Buona accelerazione. Piccole dimensioni che offre un più grande diametro.

Hélice inox, offrant de bonnes accélérations et performances. Taille de pas réduite pour les modèles de grands diamètres avec une surface de pale plus importante.

### HR TITAN 3 PROP

Hélice de acero inoxidable. Alto rendimiento para cascos de alta velocidad. La inclinación de la hoja proporciona un excelente elevación de proa y aceleración. El diseño de copa grande aumenta la mordida y reduce el deslizamiento.

Stainless steel propeller. Performance prop for high speed planning hulls. High rake blade design provides excellent bow lift and acceleration. Heavy cup design increases bite and reduces slip.

Eliche in acciaio inox. Alte prestazioni per scafi ad alta velocità. Il passo della pala fornisce un'eccellente spinta e accelerazione. Il disegno aumenta le prestazioni.

Hélice en acier inoxydable. Hélice de performance pour les coques de planification à grande vitesse. La conception de la lame à haut râteau offre une excellente portance et accélération de l'arc. La conception lourde de la tasse augmente la morsure et réduit le glissement.




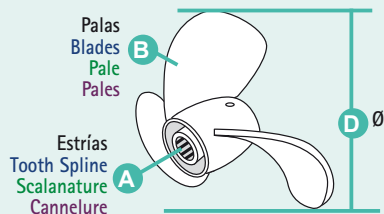
GUÍA DE HÉLICES  
CON NÚCLEO INTEGRADO

PROPELLERS APPLICATION  
WITH RUBBER HUB

GUIDA ELICHE  
CON MOZZO

GUIDE DES HELICES ET  
MOYEURS

 2T STROKES 4T STROKES R.O. OEM A B D P R	AL		INOX STAINLESS STEEL		
	AMITA 3	AMITA 4	NEW SATURN	LEXOR	HR TITAN 3
DF4					
DF5	✓				
DF6 (2004+)	58110-91JN0-019	10 3	8	7	R
				SOL4011-079-07S	
DT9.9 (1983-97)	58100-89L00-019			7	
DT15 (1983-97)	58100-90L41-019			8	
DF8 (2010+)	58100-89L20-019	10 3	9,25	9	R
DF9.9 (1996+)	58100-89L60-019			10	
DF15 (1996+)	58100-89L70-019			11	
DF20 (2013+)	58100-89L50-019			12	
DT20	58100-96410-019		10 <sup>1/4</sup>	10	
DT25/C	58100-96420-019			11	
DT30/C	58100-96430-019			12	
DF25	58100-96440-019	10 3		13	R
DF30	58100-95D00-019			14	
Thru-Hub	58100-96460-019			15	
DT35	58100-94302-019		11 <sup>1/2</sup>	9	
DT40	58100-95212-019		11 <sup>1/2</sup>	10	
DT50	58100-95222-019		11 <sup>1/2</sup>	11	
DT55	58100-95393-019	13 3	11 <sup>5/8</sup>	12	R
DT60	58100-94313-019		11 <sup>1/2</sup>	13	
DT65	58100-95353-019		11 <sup>3/8</sup>	14	
DF40	58100-95363-019		11	15	
DF50				14	
DF60 (2010+)				13 <sup>3/4</sup>	
	58100-94500-019		13 <sup>1/2</sup>	15	V1500
	58100-94512-019		13 <sup>1/4</sup>	17	V1700
DT75	58100-94522-019		13	19	V1900
DT85	58100-94532-019		13	21	V2100
DT90	58100-95511-019		13 <sup>1/4</sup>	17	U1700
DT100	58100-95521-019		13	19	U1900
DT115	58100-95530-019	13 3	13	21	R U2100
DT140	58100-94554-019		13 <sup>1/2</sup>	15	
DF60	58100-94581-019		13 <sup>1/4</sup>	17	
DF70 (1998-08)	58100-94561-019		13	19	
Thru-hub	58100-94571-019		13	21	
	99105-00100-16P		13 <sup>1/4</sup>	16	
	99105-00100-18P		13 <sup>1/4</sup>	18	
	99105-00100-20P		13 <sup>1/4</sup>	20	
	99105-00100-22P		13 <sup>1/4</sup>	22	
	58100-90J40-019		15	15	R
	58100-90J00-019		14 <sup>3/4</sup>	17	R
	58100-90J10-019		14 <sup>1/2</sup>	19	R
	58100-90J20-019		14 <sup>1/4</sup>	21	R
DF70A	58100-90J22-019		14	23	R
DF80A	99105-00700-18P			18	R
DF90	99105-0070L-18P	15 3		18	L
DF115	99105-00700-20P			20	R
DF140	99105-0070L-20P			2	L
Thru-hub	99105-00700-22P			22	R
	99105-0070L-22P			22	L
	99105-00700-24P			24	R



**P** Paso  
Pitch  
Passo  
Pas

**R** Rotación L (izquierda) R (derecha)  
Rotation L (left) R (Right)  
Rotazione L (SX) R (DX)  
Rotation L (gauche) R (droit)

	2T STROKES	4T STROKES	R.O. OEM	A B D P R					AL		INOX STAINLESS STEEL				
									AMITA 3	AMITA 4	NEW SATURN	LEXOR	HR TITAN 3		
DT150 DT175 DT200 DT225			58200-87D61-019			14 <sup>1/2</sup>	16	R			SOL4513-148-15			SOL4551-148-16	
			58200-87D62-019			14 <sup>1/2</sup>	16	L						SOL4552-148-16	
			58200-87D01-019			14 <sup>1/2</sup>	18	R			SOL4513-145-17			SOL4551-148-18	
			58200-87D02-019			14 <sup>1/2</sup>	18	L						SOL4552-148-18	
			58200-87D11-019	15	3	14 <sup>1/2</sup>	20	R			SOL4513-143-19			SOL4551-148-20	
			58200-87D12-019			14 <sup>1/2</sup>	20	L						SOL4552-148-20	
			58200-87D21-019			14 <sup>1/2</sup>	22	R			SOL4513-140-21			SOL4551-143-22	
			58200-87D22-019			14 <sup>1/2</sup>	22	L						SOL4552-143-22	
	Thru-hub			99105-00200-16P			15-14 <sup>1/4</sup>	15-16	R		SOL4511-150-15				SOL4551-148-16
				99105-0020L-16P			15-14 <sup>1/4</sup>	15-16	L		SOL4512-150-15				SOL4552-148-16
				99105-00200-18P			14.8-14 <sup>1/4</sup>	18	R		SOL4511-148-17				SOL4551-148-18
				99105-0020L-18P			14.8-14 <sup>1/4</sup>	18	L		SOL4512-148-17				SOL4552-148-18
				99105-00200-20P			14.5-14 <sup>1/4</sup>	20	R		SOL4511-145-19				SOL4551-148-20
				99105-0020L-20P	15	3	14.5-1 <sup>1/4</sup>	20	L		SOL4512-145-19				SOL4552-148-20
				99105-00200-22P			14.3-14 <sup>1/4</sup>	22	R		SOL4511-143-21				SOL4551-143-22
			99105-0020L-22P			14.3-14 <sup>1/4</sup>	22	L		SOL4512-143-21				SOL4552-143-22	
			99105-00200-24P			14.2-14 <sup>1/4</sup>	23-24	R		SOL4511-142-23				SOL4551-140-24	
			99105-0020L-24P			14.2-14 <sup>1/4</sup>	23-24	L		SOL4512-142-23				SOL4552-140-24	
DF150 DF175 DF200 DF225 DF250 DF300				99105-00200-16P			15.8	15	R		SOL4511-150-15				
							15.8	15	L		SOL4512-158-15				
				99105-00200-18P			15.5	17	R		SOL4511-155-17				
							15.5	17	L		SOL4512-155-17				
							15 <sup>3/8</sup>	18	R					SOL4571-154-18	
						15 <sup>3/8</sup>	18	L					SOL4572-154-18		
			99105-00200-20P			15.3	19	R		SOL4511-153-19					
				15	3	15.3	19	L		SOL4512-153-19					
						15 <sup>1/8</sup>	20	R					SOL4571-151-20		
						15 <sup>1/8</sup>	20	L					SOL4572-151-20		
			99105-00200-22P			15.3	21	R		SOL4511-153-21					
						15.3	21	L		SOL4512-153-21					
						14 <sup>7/8</sup>	22	R					SOL4571-149-22		
						14 <sup>7/8</sup>	22	L					SOL4572-149-22		
						14 <sup>3/4</sup>	23	R					SOL4571-148-23		
					14 <sup>3/4</sup>	23	L					SOL4572-148-23			

**NÚCLEO INTERCAMBIABLE INTERCHANGEABLE HUB MOZZO INTERCAMBIABILE MOYEU INTERCHANGEABLE**

	2T STROKES	4T STROKES	A	REF	
DT50, DT50M (1983-84)					
DT55 (1985-97)			13	SOLRBX-115	C
DT60 (1983-84)					
DT65 (1985-97)					
DF70A, DF80A, DF90A (2009+)	✓		15	SOLRBX-150	D
DF90, DF115 (2001+)	✓		15	SOLRBX-125	D
DF140 (2001+)	✓		15	SOLRBX-126	D
75-140 HP DF60, DF70 (1979+)			13	SOLRBX-110	D
DT150-225 HP (1986+)	✓	✓	15	SOLRBX-104	E
DF150-300 HP					



**RUBEX**



HÉLICES PARA NÚCLEO INTERCAMBIABLE

PROPELLERS FOR INTERCHANGEABLE HUB

ELICHE PER MOZZO INTERCAMBIABILE

HELICES AVEC MOYEU INTERCHANGEABLE

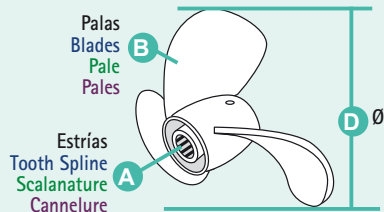
	B	D	P	R	AL
<b>C</b> 30-75 HP	3	12.1	9	R	SOL9311-121-09
		12	10	R	SOL9311-120-10
		11.6	11	R	SOL9311-116-11
		11.4	12	R	SOL9311-114-12
		11.1	13	R	SOL9311-111-13
		11.1	14	R	SOL9311-111-14
		11	15	R	SOL9311-110-15
<b>D</b> 40-140 HP	3	14	9	R	SOL9411-140-09
		14	11	R	SOL9411-140-11
		13.75	13	R	SOL9411-138-13
		13.50	15	R	SOL9411-135-15
		13.25	17	R	SOL9411-133-17
		13.2	19	R	SOL9411-132-19
		13.2	21	R	SOL9411-132-21
<b>E</b> 135-350 HP	3	15.5	11	R	SOL9511-155-11
		15.3	13	R	SOL9511-153-13
		16	13	R	SOL9511-160-13
		15	15	R	SOL9511-150-15
		15	15	L	SOL9511-150-15
		14.8	17	R	SOL9511-148-17
		14.8	17	L	SOL9511-148-17
		14.5	19	R	SOL9511-145-19
		14.5	19	L	SOL9511-145-19
		14.3	21	R	SOL9511-143-21
		14.3	21	L	SOL9511-143-21

	B	D	P	R	INOX STAINLESS STEEL
<b>C</b> 30-75 HP	3	11 5/8	11	R	SOL9331-116-11
		11 3/8	12	R	SOL9331-114-12
		11 1/8	13	R	SOL9331-111-13
		11 1/8	14	R	SOL9331-111-14
		11	15	R	SOL9331-110-15
		13 3/4	13	R	SOL9431-138-13
		13 3/4	13	L	SOL9432-138-13
<b>D</b> 40-140 HP	3	13 1/2	15	R	SOL9431-135-15
		13 1/2	15	L	SOL9432-135-15
		13 1/4	17	R	SOL9431-133-17
		13 1/4	17	L	SOL9432-133-17
		13	19	R	SOL9431-130-19
		13	19	L	SOL9432-130-19
		13	21	R	SOL9431-130-21
<b>E</b> 90-140 HP	3	14 1/2	15	R	SOL9531-145-15
		14 1/2	15	L	SOL9532-145-15
		14 1/4	17	R	SOL9531-143-17
		14 1/4	17	L	SOL9532-143-17
		14	19	R	SOL9531-140-19
		14	19	L	SOL9532-140-19
		14	21	R	SOL9531-140-21
		14	21	L	SOL9532-140-21
		14	23	R	SOL9531-140-23
		14	23	L	SOL9532-140-23
		<b>E</b> 135-350 HP	3	15 3/4	15
15 3/4	15			L	SOL9572-158-15
15 1/2	17			R	SOL9571-155-17
15 1/2	17			L	SOL9572-155-17
15 1/4	19			R	SOL9571-153-19
15 1/4	19			L	SOL9572-153-19
15	21			R	SOL9571-150-21
15	21			L	SOL9572-150-21
14 3/4	23			R	SOL9571-148-23
14 3/4	23			L	SOL9572-148-23
14 1/2	25			R	SOL9571-145-25
14 1/2	25	L	SOL9572-145-25		

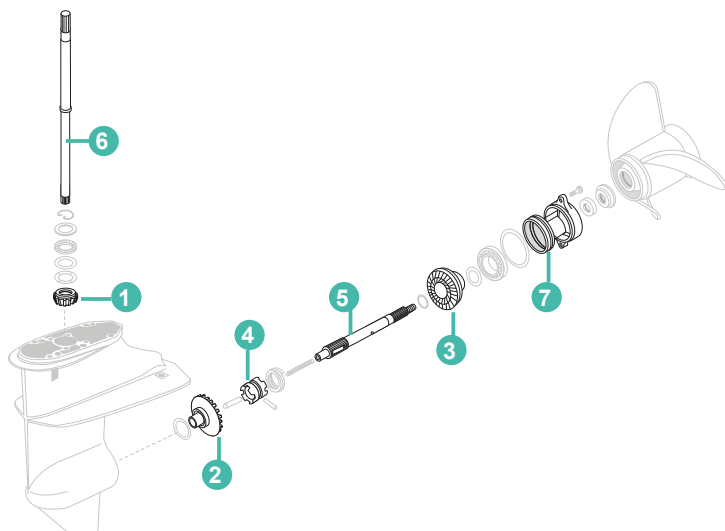
**RUBEX**



Núcleo intercambiable (no incluido).  
Interchangeable hub (not included).  
Mozzo intercambiable (non incluso).  
Moyeu interchangeable (non inclus)



- P** Paso  
Pitch  
Passo  
Pas
- R** Rotación L (izquierda) R (derecha)  
Rotation L (left) R (Right)  
Rotazione L (SX) R (DX)  
Rotation L (gauche) R (droit)



GUÍA PIEZAS DE COLA		STERN DRIVE COMPONENTS APPLICATIONS			GUIDA RICAMBI PIEDE		GUIDE DES PIÈCES D'EMBASE		
		1	2	3	4	5	6 L	6 S	7
DT2	1986-00	REC57311-98400							
DT2.2 K1-K5	2001-05	REC57311-98400							
DT9.9K DT15K-G-Y	1986-00	REC57311-93901	REC57510-93902	REC57521-93902		REC57610-93901	REC57100-93902	REC57110-93912	REC56120-93900
DT9.9 DT15K1-K4	2001-04	REC57311-93910	REC57510-93910	REC57521-93910		REC57610-93901	REC57100-93902	REC57110-93912	REC56120-93900
DF9.9 DF15T-K3	1996-03	REC57311-93910	REC57510-93910	REC57521-93910		REC57610-93901	REC57100-93902	REC57110-93912	REC56120-93900
DF9.9 DF15R	2004-11	REC57311-93910	REC57510-93910	REC57521-93910		REC57610-93901	REC57100-93902	REC57110-93912	REC56120-93900
DT15C	1989-97	REC57311-93901	REC57510-93902	REC57521-93902		REC57610-93901			REC56120-93900
DF15	2012					REC57610-93901	REC57100-93902	REC57110-93912	
DT20 DT25 DT30G-Y	1986-00	REC57311-96311	REC57510-89J00	REC57521-96312					
DT25C DT30C-K-Y	1989-00	REC57311-96311	REC57510-89J00	REC57521-96312					
DT25 DT30K1-K2	2001-02	REC57311-96320	REC57510-89J00	REC57521-89J00					
DF25 DF30Y-K6	2000-06	REC57311-96320	REC57510-89J00	REC57521-89J00					
DT40C-W G-X	1986-99	REC57311-94402	REC57510-94402	REC57521-94400			REC57110-94441	REC57110-94411	
DT40W K1-K4	2001-04	REC57311-94402	REC57510-94402	REC57521-94400			REC57110-94441	REC57110-94411	
DF40 DF50X-K10	1999-10								REC57621-94403

KIT CIERRE DE HÉLICE	PROPELLER NUT KIT	KIT CHIUSURA ELICA	KIT ECROU D'HELICE
----------------------	-------------------	--------------------	--------------------

REF	OEM
REC57630-96300	57630-96300

DF20R, DF25, DF25R V2 (2006-11)  
 DF25, DF30Y-K6 (2000-06)  
 DT20, DT25, DT30G-Y (1986-00)  
 DT25, DT30K1-K2 (2001-02)  
 DT25C, DT30C-K-Y (1989-00)

REF	OEM
REC57630-94300	57630-94300 57630-94301

DF40, DF50X-K10 (1999-10)  
 DF40A, DF50A, DF60A (2010+)  
 DT40C-W G-X (1986-99)  
 DT40W K1-K4 (2001-04)  
 DT55, DT65J-X (1988-99)

REF	OEM
REC57630-94500	57630-94500

DF40A, DF50A, DF60A (2014)  
 DF60, DF70W-K9 (1998-09)  
 DT75, DT85J-Y (1988-00)  
 DT90, DT100L-Y (1990-00)  
 DT115, DT140G-Y (1986-00)  
 DF60, DF70 V-STYLE

REF	OEM
REC57630-92E00	57630-92E00

DF150, DF175Z-T(G) (2006-14)  
 DF200, DF225, DF250 (2004+)  
 DF200A (20015+)  
 DF300A-T-Z (2007-12)  
 DF150, DT200, DT225W-K3 (1998-03)  
 V6 H-Y (1987-00)


## PASADOR DE HÉLICE

## PROPELLER PIN

## PIN ELICA

## CLAVETTE D'HELICE

REF	OEM
REC9202-04002	09202-04002

 DF2.5 (2006-13)  
DF4, DF5, DF6 (2002-11)  
DT2, DT2.2 G-Y (1986-00)  
DT4/J4 (1988-00)  
DT5Y (1988-02)



new


## PASADOR DE LA TUERCA DE HÉLICE

## COTTER PIN

## COPPIGLIA

## GOUPILLE D'ECROU D'HELICE


REF	OEM
REC91490-40030	09204-03003

 2.5 --> 350 HP



new

REF	OEM
REC9204-02004	09204-02004

 8 --> 20HP



new

REF	OEM
PAGB/T91-1.6X12	09204-02001

 DF2.5  
DT2, DT2.2HP  
HÉLICE DE PLÁSTICO  
PLASTIC PROPELLER  
ELICA IN PLASTICA  
HELICE DE PLASTIQUE



new

## TUERCA DE HÉLICE

## PROPELLER NUT

## DADO DI ELICA

## ÉCROU D'HELICE


REF	OEM
REC09141-12005	09141-12005

 DF8A, DF9.9A (AR) (2010+)  
DF9.9, DF15T-K3 (1996-03)  
DF9.9, DF15(R) (2004-11)  
DF9.9B, DF15A, DF20A (2013+)  
DT15C (1989-97)  
DT9.9, DT15K1-K4 (2001-04)  
DT9.9K, DT15K G-Y (1986-00)



new

REF	OEM
REC90171-18M04	09141-18005

 40 --> 300 HP  
DT & DF



new

## SEPARADOR DE HÉLICE

## PROPELLER WASHER


## DISTANZIALE ELICA

## ENTRETOISE D'HELICE

REF	OEM
REC57632-94J00	57632-94J00


DF8A, DF9.9A (AR) (2010+)  
DF9.9, DF15(R) (2004-11)  
DF9.9B, DF15A, DF20A (2013+)

TRASERO | BACK | POSTERIORE | ARRIERE



new

REF	OEM
REC57633-93901	57633-93901 57633-93900

 DF8A, DF9.9A (AR) (2010+)  
DF9.9, DF15(R) (2004-11)  
DF9.9B, DF15A, DF20A (2013+)

DELANTERO | FRONT | ANTERIORE | AVANT



new

# REF--> RO / OEM

REF	R.O. / OEM	
<b>C</b>		
CEF500312	17461-95201	469
CEF500319	17461-92D02	469
CEF500329	17461-93901	469
CEF500329	17461-93902	469
CEF500329	17461-93903	469-470
CEF500336	17461-98501	469
CEF500336	17461-98502	469
CEF500336	17461-98503	469-470
CEF500360	17461-95300	469
CEF500360	17461-95301	469
CEF500360	17461-95302	469
CEF500360	17461-95501	469
CEF500361	17461-94700	469
CEF500361	17461-94701	469
CEF500361	17461-95200	469
CEF500362G	17451-96301	469
CEF500362G	17461-96301	469
CEF500362G	17461-96310	469
CEF500362G	17461-96312	470
CEF500365	17461-87E10	470
CEF500365	17461-87E11	470
CEF500365	17461-87E12	469-470
CEF500367	17461-90J00	469
CEF500367	17461-90J01	469-470
CEF500367	17461-94510	469
CEF500393	17461-93J00	470
CEF500398	17461-93001	469
CEF500398	17461-93002	469
CEF500398	17461-93003	469
CEF500398	17461-93004	469
CEF500399	17461-96400	469
CM11130-94600	11130-94600	477-479
CM11130-94600A	11130-94600	477
CM41811-98500	41811-98500	476-501
CM5033167	41810-98500	439
CM55125-87D00	55125-87801	477
CM55125-87D00	55320-93900	477
CM55125-87D00A	55125-87801	477
CM55125-87D00A	55320-93900	477
CM55125-94400	55125-94400	511
CM55125-94502	55125-94502	477
CM55125-95301A	55125-95301	477
CM55125-95500	55125-87E01	477
CM55125-95500	55125-95500	509
CM55125-95500A	55125-87E01	477
CM55125-96310	55125-96310	477-505-507
CM55125-96310A	55125-96310	477
CM55300-95500	55300-95500	476-499-501-507-509-511
CM55300-95500A	55300-95500	476
CM55320-95310	55320-95310	476
CM55320-95310	55320-95311	517
CM55320-95310A	55320-95310	476
CM55320-98400	55320-98400	476
CM55320-98400A	55320-98400	476
CM55320-98600	55320-98600	477
CM55320-98600A	55320-98600	477
CM55321-87J00	55321-87J00	476-497-501-511
CM55321-87J00	55321-87J01	476-479-499-503
CM55321-87J00A	55321-87J00	476
CM55321-87J00A	55321-87J01	476
CM55321-87J00A	55321-87J01	439-440-441
CM55321-90J01	55321-90J01	477-512-515-516
CM55321-90J01A	55321-90J01	477
CM55321-93900	55320-93900	477
CM55321-93900	55321-93900	501
CM55321-93900A	55320-93900	477
CM55321-94900	55320-94900	476
CM55321-94900A	55320-94900	476
CM55321-94900A	55320-94900	441
CMSZ4050KITA		477
CMSZ90140KITA		477
CHAL90C		456
CHAQL78C		456
CHAQL82C		456
CHAQL82YC		456
CHAQL86C		456
CHAQL87YC		456
CHARA8HC		456
CHARC9YC		456
CHARN9YC		456
<b>G</b>		
GS11290		461
GS11291		461
GS11292		461
GS11294		461
GS30435		447
GS31001		447
GS31002		447
GS31035	65750-98505	444
GS31036	65750-98505	444
GS31037	65740-99100	444
GS31038	65720-94411	444
GS31039	65720-94403	444
GS31064		444
GS31065		447
GS31066		447
GS31067		447
GS31068		443
GS31069		443

REF	R.O. / OEM	
GS31070	65740-95D00	444
GS31071	65750-95500	444
GS31072	65750-95500	444
GS31089	65750-89J11	444
GS31090	65770-95504	442
GS31092		444
GS31095	65770-93J12	442
GS31096		442
GS31097		442
GS31099		442
GS31155		447
GS31156		447
GS31157		447
GS31166		447
GS31183		442
GS31187		442
GS31189		442
GS35031		442
GS35032		442
<b>L</b>		
LENS3213		445
LENS3227	99105-20005	446
<b>N</b>		
NGKB6HS		456
NGKB6HS-10		456
NGKB7HS		456
NGKB7HS-10		456
NGKB8HS		456
NGKB8HS-10		456
NGKBKR6E	09482-00427	439-440-441-455
NGKBP5HS		456
NGKBP6HS		456
NGKBPR5HS		456
NGKBPR6ES	09482-00299	439-440-455
NGKBPR6HS		456
NGKBPR7HS-10		456
NGKBR4HS		456
NGKBR5HS		456
NGKBR6HS		456
NGKBR6HS-10		456
NGKBR7HS		456
NGKBR7HS-10		456
NGKBR8HCS-10		456
NGKBR8HIX		456
NGKBR8HS		456
NGKBR8HS-10	94702-00271	456
NGKCRPR6EA-9	09482-00L04	439-440-455
NGKCR6E	09482-00528	439-455
NGKCR6HSA	09482-00406	439-455
NGKDCPR6E	09482-00446	440-455
NGKLR6E	09482-00649	455
NGKBR8HS-10	94702-00247-00	108
NGKBR8HS-10	94702-00271	247
NGKBR9HS-10	94701-00309-00	108
NGKBR9HS-10	94702-00309	245
NGKCR5HSB	94701-00300-00	108
NGKCR6HS	94701-00282	181
NGKCR6HS	94701-00282-00	108
NGKCR6HS	94702-00372-00	108
NGKCR6HSB	94702-00372	64-173-179
NGKCR9EB	94702-00409	108
NGKDPRE5EA-9	94701-00406-00	69-108
NGKDPRE6EA-9	94701-00375	197-207
NGKDPRE6EA-9	94701-00375-00	108
NGKDPRE6EA-9	94701-00375	65-66-67-68
NGKDPRE6EB-9	94702-00418	187-195-201-203
NGKDPRE6EB-9	94702-00418-00	108
NGKDPRE6EB-9	94702-00418	65-66-67-68-69
NGKDPRE7EA-9	94701-00375	185-191
NGKLFRA-11	94702-00391	209-211
NGKLFRA-11	94702-00391-00	108
NGKLFRA-11	94702-00391	69-70-71-72
NGKLFRA-11	94702-00400	213-214
NGKLFRA-11	94702-00400-00	108
NGKLFRA-11	94702-00400	70-72-73
<b>P</b>		
PAF15-0708000	15410-94400	447
PAF15-13010010W	67256-95600	466
PAF25-00000014	09202-08006	515-516-517-518
PAF25-07000007W	67275-95600	466
PAF4-04000030		443
PAF4-04090000	15100-91J00	450
PAF4-04090000	15100-91J01	450
PAF4-04090000	15100-91J02	450
PAF4-05000010		443
PAF40-0701000EI		446
PAF8-00000003	29116-93J10	513
PAGB/T5283-M6X25	09116-06229	497
PAGB/T5783-M6X12	09100-06130	515-516
PAGB/T5783-M6X14	09103-06281	476-477-478-479-497
PAGB/T5783-M6X16	09116-06225	497-512
PAGB/T5783-M8X16	09117-08037	507
PAGB/T5783-M8X16	09117-08109	509-511
PAGB/T5783-M8X25	09117-08057	515
PAGB/T5783-M8X30	09116-08151	499-503
PAGB/T5783-M8X30	09117-08047	501-509
PAGB/T5783-M8X55	09116-08117	501

REF	R.O. / OEM	
PAGB/T5787-1986	09116-08156	497
PAGB/T5787-M6X20	09116-06106	507
PAGB/T5787-M6X20	09116-06227	499-503
PAGB/T5787-M6X20	29116-93J00	501
PAGB/T5787-M6X30	09116-08122	505
PAGB/T6170-M6	29141-93J00	497-499-501-505-509-511
PAGB/T6184-2000	09141-06020	507
PAGB/T6184-2000	29141-93J00	503
PAGB/T8.8-2000	09125-05046	515-516
PAGB/T818-M4X30	09125-04023	512
PAGB/T818-M6X10	09125-06063	501-516
PAGB/T818-M6X14	09128-06221	479
PAGB/T820-M6X20	09126-06006	499-501
PAGB/T848-6	09160-06082	497-503-505
PAGB/T848-6	09162-06006	507
PAGB/T879.1-2.5X14	09202-02006	439
PAGB/T889.1-M4	09140-04007	512
PAGB/T896-6	57292-94300	466
PAGB/T91-1.6X12	09204-02001	439-532
PAGB/T93-6	29162-93J00	499-501-509-511
PAGB/T97.1-8		507
PAJASOF404-19-033	09280-33005	439
PH130-0006	31100-89J00	457
PH130-0006	31100-94400	457
PH130-0006	31100-944002	457
PH130-0006	31100-94401	457
PH130-0006	31100-95D00	457
PH130-0006	31100-96310	457
PH130-0006	31100-96311	457
PH130-0007	31100-95240	457
PH130-0007	31100-95242	457
PH130-0007	31100-95243	457
PH130-0052	31100-87000	457
PH130-0052	31100-87D00	457
PH130-0052	31100-87D10	457
PH130-0052	31100-92E00	457
PH130-0053	31100-94500	457
PH130-0053	31100-94510	457
PH130-0053	31100-94511	457
PH130-0053	31100-94512	457
PH130-0053	31100-94600	457
PH130-0053	31100-94601	457
PH130-0053	31100-94610	457
PH130-0060	31100-95310	457
PH130-0060	31100-95312	457
PH130-0060	31100-95313	457
PH130-0060	31100-95521	457
PH130-0060	31100-95600	457
PH130-0060	31100-95601	457
PH130-0071	31100-90J00	457
PH130-0071	31100-90J01	457
PH130-0075	31100-94702	457
PH130-0077	31100-94J10	457
PH130-0077	31100-94J20	457
PH130-0077	31100-94J21	457
PH130-0077	31100-94J22	457
PH130-0077	31100-95J00	457
PH130-0077	31100-95J01	457
PH130-0078	31100-93J00	458
PH130-0078	31100-96J00	458
PH130-0078	31100-96J01	458
PH130-0078	31100-98L00	458
PH130-0078	31100-98L10	458
PH130-0079	31100-87500	458
PH130-0079	31100-87J00	458
PH130-0079	31100-87J10	458
PH130-0079	31100-87J11	458
PH200-T024	38100-87D10-OED	462
PH200-T024	38100-87D10-OIT	462
PH200-T024	38100-87D10-35J	462
PH200-T024	38100-87E20-OED	462
PH200-T024	38100-92E00-OED	462
PH200-T027	48500-95550-OED	461
PH200-T027	48500-95680-OED	461
PH200-T046	38100-87J11	462
PH200-T046	38100-87J20	462
PH200-WH01		461
PRE3300C08	99105-11002-008	467
PRE3300C09	99105-11002-009	467
PRE3300C10	99105-11002-010	467
PRE3300C11	99105-11002-011	467
PRE3300C12	99105-11002-012	467
PRE3300C13	99105-11002-013	467
PRE3300C14	99105-11002-014	467
PRE3300C15	99105-11002-015	467
PRE3300C16	99105-11002-016	467
PRE3300C17	99105-11002-017	467
PRE3300C18	99105-11002-018	467
PRE3300C19	99105-11002-019	467
PRE3300C20	99105-11002-020	467
PRE3300C21	99105-11002-021	467
PRE3300C22	99105-11002-022	467
PRE3300C23	99105-11002-023	467
PRE3300C24	99105-11002-024	467
PRE3300C25	99105-11002-025	467
PRE3300C26	99105-11002-026	467
PRE3300C27	99105-11002-027	467
PRE3300C28		



REF	R.O. / OEM		REF	R.O. / OEM		REF	R.O. / OEM	
<b>RAC23289-10</b>		446	<b>REC09283-25035</b>	09283-25035	489	<b>REC11433-96330</b>	11433-96302	488
<b>RAC23299-10</b>		446	<b>REC09283-25075</b>	09283-25075	489	<b>REC11434-94411</b>	11434-94411	495
<b>RAC320R-RAC-01</b>		445	<b>REC09283-25076</b>	09283-25076	489	<b>REC11489-87J00</b>	11489-87J00	481-493
<b>RAC320R-RAC-03</b>		445	<b>REC09283-30062</b>	09283-30062	480-489	<b>REC11489-87L00</b>	11489-87L00	482-493
<b>RAC490R-RAC-01</b>	99105-20005-ASY	446	<b>REC09283-30064</b>	09283-30064	489	<b>REC11489-90J00</b>	11489-90J00	493
<b>RACPF5510</b>		445	<b>REC09283-35043</b>	09283-35043	480-489	<b>REC11489-93E11</b>	11489-93E11	493
<b>RACRK22628</b>	99105-20003	447	<b>REC09289-10005</b>	09289-10005	489	<b>REC11489-93J00</b>	11489-93J00	493
<b>RACS3213</b>		445	<b>REC09289-12002</b>	09289-12002	489	<b>REC11542-87L00</b>	11542-87L00	482-493
<b>RACS3227</b>	99105-20005	446	<b>REC09289-12003</b>	09289-12003	490-501	<b>REC11552-87L00</b>	11552-87L00	485
<b>REC08110-60020</b>	08110-60020	499-501-503-523-524	<b>REC09289-17004</b>	09289-17004	489	<b>REC12110-93130K</b>	12110-93130	492
<b>REC08110-60050</b>	08110-60050	499-501-503-524	<b>REC09289-17006</b>	09289-17006	489-501	<b>REC12110-94350K</b>	12110-94350	492
<b>REC08113-60060</b>	08113-60060	505-507-524	<b>REC09289-17006</b>	09289-17L02	499-503	<b>REC12110-94400K</b>	12110-94400K	480-492
<b>REC09116-06094</b>	09116-06094	479-501-505-509-517	<b>REC09289-20009</b>	09289-20009	489-505-507	<b>REC12140-93121</b>	12140-93121	492
<b>REC09116-06094</b>	55321-93J00	479	<b>REC09289-22007</b>	09289-22007	490-509-511	<b>REC12140-94400</b>	12140-94400	480-492
<b>REC09116-06121</b>	09116-06121	479-505-507	<b>REC09289-30008</b>	09289-30008	490	<b>REC12151-94400</b>	12151-94400	480
<b>REC09116-06121</b>	09116-06229	499	<b>REC09380-15001</b>	09380-15001	499-501-503-524	<b>REC12161-93902</b>	12161-93902	491
<b>REC09116-06121</b>	55321-94900	479	<b>REC09381-20003</b>	09381-20003	480	<b>REC12161-94400</b>	12161-94400	480-491
<b>REC09141-12005</b>	09141-12005	503-532	<b>REC09401-11425</b>	09401-11425	443	<b>REC12211-94410</b>	12211-94410	480
<b>REC09160-12066</b>	09160-12066	503	<b>REC09401-11425BULK</b>	09401-11425	443	<b>REC12221-94412</b>	12221-94412	480-490
<b>REC09160-20027</b>	09160-20027	499-503-526	<b>REC09401-11425BULK</b>	17822-90J00	443	<b>REC12231-94413</b>	12231-94413	480-490
<b>REC09160-20041</b>	09160-20041	501-503-526	<b>REC09420-03002</b>	09420-03002	470-497	<b>REC12232-94412</b>	12232-94412	480-490
<b>REC09160-20042</b>	09160-20042	499-501-503-526	<b>REC09420-03005</b>	09420-03005	470-503	<b>REC12240-94432</b>	12240-94432	480-490
<b>REC09160-20043</b>	09160-20043	499-501-503-526	<b>REC09420-03009</b>	09420-03009	470-499	<b>REC12710-97J00</b>	12710-97J00	483
<b>REC09160-20044</b>	09160-20044	499-501-503-526	<b>REC09420-04006</b>	09420-04006	470-505-507-509-511	<b>REC12761-72F00</b>	12761-72F00	492
<b>REC09160-20052</b>	09160-20052	491	<b>REC09420-05006</b>	09420-05006	470	<b>REC12761-93E10</b>	12761-93E10	492
<b>REC09160-21009</b>	09160-21009	499-501-503-526	<b>REC09420-05009</b>	09420-05009	470-515-516-517-518-440-441	<b>REC12761-99J00</b>	12761-99J00	492
<b>REC09160-26015</b>	09160-26015	509-526	<b>REC09420-05009</b>	09420-05009	470-515-516-517-518-440-441	<b>REC12778-93J00</b>	12778-93J00	485
<b>REC09160-27008</b>	09160-27008	480-491	<b>REC09440-05027</b>	09440-05027	501-522	<b>REC13119-93J00</b>	13119-93J00	494
<b>REC09168-10022</b>	09168-10022	490-497-501-505-507-509-511-512-515-516-439-440-441	<b>REC09440-08043</b>	09440-08043	511-522	<b>REC13122-95J00</b>	13122-95J00	494
<b>REC09168-10034</b>	09168-10034	513-517-518-521-440-441	<b>REC09440-32008</b>	09440-32008	501-522	<b>REC13147-98J00</b>	13147-98J00	493
<b>REC09168-12012</b>	09168-12012	439-440-441-449	<b>REC09440-40002</b>	09440-40002	509-511-522	<b>REC13200-91D21</b>	13200-91D21	453
<b>REC09168-12017</b>	09168-12017	439-440-449	<b>REC10W30U3</b>		450	<b>REC13200-91D21</b>	13200-91D21	453
<b>REC09181-24001</b>	09181-24001	491	<b>REC10W30U6</b>		450	<b>REC13200-91J70</b>	13200-91J70	453
<b>REC09202-04002</b>	09202-04002	509-532	<b>REC10W40U3</b>	990C0-01E30-GLN	450	<b>REC13250-95D01</b>	13250-95D01	453
<b>REC09202-05022</b>	09202-05022	511-522	<b>REC10W40U3</b>	990C0-10W40-1GL	450	<b>REC13421-87J00</b>	13421-87J00	481-485
<b>REC09204-02004</b>	09204-02004	439-499-503-532	<b>REC10W40U3</b>	990C0-10W40-GAL	450	<b>REC13421-98J00</b>	13421-98J00	485
<b>REC09209-08016</b>	09209-08016	505-507-522	<b>REC10W40U3</b>	990C0-10W40-GLN	450	<b>REC13650-52G00</b>	13650-52G00	454
<b>REC09248-10008</b>	09248-10008	497-501-505-507-509-511-512-513-515-516-521	<b>REC10W40U6</b>	990C0-01E30-GLN	450	<b>REC13650-56B00</b>	13650-56B00	454
<b>REC09262-25078</b>	09262-25003	503	<b>REC10W40U6</b>	990C0-10W40-1GL	450	<b>REC13910-87D00</b>	13910-87D00	453
<b>REC09262-25078</b>	09262-25078	490	<b>REC10W40U6</b>	990C0-10W40-GAL	450	<b>REC13910-89J01</b>	13910-89J01	453
<b>REC09262-30055</b>	09262-30055	490	<b>REC11141-87D90</b>	11141-87D90	487	<b>REC13910-94400</b>	13910-94400	453
<b>REC09262-35052</b>	09262-35052	480	<b>REC11141-87D90</b>	11141-87D90	487	<b>REC13910-94701</b>	13910-94701	453
<b>REC09263-14022</b>	09263-14014	492	<b>REC11141-87E90</b>	11141-87E90	487	<b>REC14141-93952-OEP</b>	14141-93952-OEP	495
<b>REC09263-14022</b>	09263-14022	491	<b>REC11141-87E90</b>	11141-87E20	487	<b>REC14151-87L00</b>	11151-87L00	484
<b>REC09263-15019</b>	09263-15019	501-524	<b>REC11141-87J02</b>	11141-87J02	483-484	<b>REC14151-87L00</b>	11151-87L00	484
<b>REC09263-18016</b>	09263-14022	491	<b>REC11141-87J02</b>	11141-87J01	483-484	<b>REC14151-93912</b>	14151-93901	495
<b>REC09263-20046</b>	09263-20046	505-507-524	<b>REC11141-87J02</b>	11141-87J01	483-484	<b>REC14151-93J00</b>	14151-93J00	494
<b>REC09263-20047</b>	09263-20047	505-507-524	<b>REC11141-87J02</b>	11141-87J02	481-483-484	<b>REC14151-94411</b>	14151-94412	495
<b>REC09263-20051</b>	09263-20051	491	<b>REC11141-87L00</b>	11141-87L00	482-483-484	<b>REC14151-96310</b>	14151-96310	495
<b>REC09263-20072</b>	09263-20072	480-491-492	<b>REC11141-90J01</b>	11141-90J00	483	<b>REC14151-96311</b>	14151-96310	495
<b>REC09263-20L04</b>	09263-20024	525	<b>REC11141-90J01</b>	11141-90J01	484	<b>REC14152-93J00</b>	14152-93J00	494
<b>REC09263-20L04</b>	09263-20L04	499-501-503-525	<b>REC11141-91J10</b>	11141-91J01	483-484	<b>REC14212-91L00</b>	14212-91L00	495
<b>REC09263-22020</b>	09263-22020	509-511-524	<b>REC11141-91J10</b>	11141-91J01	483-484	<b>REC14212-91L00</b>	14212-96310	495
<b>REC09263-22L03</b>	09263-22039	509-511-524	<b>REC11141-91J10</b>	11141-91J02	483-484	<b>REC14212-93J00</b>	14212-93J00	494
<b>REC09263-22L03</b>	09263-22L03	524	<b>REC11141-91J10</b>	11141-91J02	483-484	<b>REC14212-94413</b>	14212-94412	495
<b>REC09263-24018</b>	09263-24018	491	<b>REC11141-91J10</b>	11141-91J01	483-484	<b>REC15170-91J00</b>	15170-91J00	451
<b>REC09263-25025</b>	09263-25025	509-523	<b>REC11141-91J10</b>	11141-91J01	483-484	<b>REC15170-93911</b>	15170-93920	451
<b>REC09263-25025</b>	09263-25048	523	<b>REC11141-92J01</b>	11141-92J00	483-484	<b>REC15170-94320</b>	15170-94320	451
<b>REC09263-25025</b>	09263-25L02	523	<b>REC11141-93960</b>	11141-93950	487	<b>REC15170-94J00</b>	15170-94J00	451
<b>REC09263-25062</b>	09263-25062	509-523	<b>REC11141-93E20</b>	11141-93E20	483-484	<b>REC15170-98110</b>	15170-98110	451
<b>REC09263-27005</b>	09263-27005	480-491	<b>REC11141-93J03</b>	11141-93J03	483-484	<b>REC15170-99E00</b>	15170-99E00	451
<b>REC09265-17002</b>	09265-17002	505-507-524	<b>REC11141-94450</b>	11141-94440	487	<b>REC15200-96J00</b>	15200-96J00	450
<b>REC09269-30012</b>	09269-30012	480-490	<b>REC11141-94450</b>	11141-94450	487	<b>REC15410-87J00</b>	15410-87J00	448
<b>REC09280-08005</b>	09280-08005	520	<b>REC11141-94506</b>	11141-94506	487	<b>REC15410-87J10</b>	15410-87J10	440-447
<b>REC09280-11005</b>	09280-11001	520	<b>REC11141-94506</b>	11141-94620	487	<b>REC15410-87J30</b>	15410-87J30	439-440-441-447
<b>REC09280-11005</b>	09280-11005	520	<b>REC11141-94720</b>	11141-94720	487	<b>REC15410-87L00</b>	15410-87L00	439-440-447
<b>REC09280-22019</b>	09280-22019	439-440-441-476-478-479	<b>REC11141-94720</b>	11141-94720	487	<b>REC15410-88L00</b>	15410-88L00	440-448
<b>REC09280-54001</b>	09280-54001	449	<b>REC11141-95505</b>	11141-95505	487	<b>REC15410-93J00</b>	15410-93J00	448
<b>REC09280-54001</b>	09280-56001	449	<b>REC11141-95505</b>	11141-95621	487	<b>REC15410-96J00</b>	15410-96J00	441-447
<b>REC09280-54001</b>	09280-54001	439	<b>REC11141-95D40</b>	11141-95D40	487	<b>REC15410-98500</b>	15410-98500	439-448
<b>REC09280-57002</b>	09280-57002	499-501-503-521	<b>REC11141-95J00</b>	11141-95J00	483-484	<b>REC15412-92J00</b>	15412-92J00	441-448
<b>REC09280-75001</b>	09280-75001	505-509-511-521	<b>REC11141-96303</b>	11141-96344	487	<b>REC15412-93J10</b>	15412-93J10	441-448
<b>REC09282-10008</b>	09282-10008	488-497	<b>REC11141-96344</b>	11141-96344	487	<b>REC15440-87L10</b>	15440-87L10	448
<b>REC09282-12008</b>	09282-12008	488	<b>REC11141-96344</b>	11141-96344	487	<b>REC15440-90J00</b>	15440-90J00	448
<b>REC09282-12010</b>	09282-12010	489	<b>REC11141-97J02</b>	11141-97J01	483	<b>REC15440-93J00</b>	15440-93J00	448
<b>REC09282-15008</b>	09282-15008	489	<b>REC11141-97J02</b>	11141-97J01	483-484	<b>REC15440-96J00</b>	15440-96J00	448
<b>REC09282-17005</b>	09282-17005	489-509-511	<b>REC11141-98130</b>	11141-98130	487	<b>REC15440-96J01</b>	15440-96J01	448
<b>REC0</b>								

REF	R.O. / OEM	
REC16510-82703	16510-92J00	449
REC16510-87J00	16510-87J00	449
REC16510-87J00	16510-87J00	449
REC16510-87J00	16510-87J00	439-440-449
REC16510-90J00	16510-61A01	449
REC16510-90J00	16510-61A20-MHL	449
REC16510-90J00	16510-61A21-MHL	449
REC16510-90J00	16510-61A30	449
REC16510-90J00	16510-61A31	449
REC16510-90J00	16510-90J00	449
REC16510-90J00	16510-90J00	440-441-449
REC16510-93J00	16510-96J00	449
REC16510-93J00	16510-96J10	449
REC16510-93J00	16510-96J10	449
REC16510-96J00	16510-96J00	449
REC16510-96J00	16510-96J10	449
REC16510-96J00	16510-96J10	441
REC16539-87L00	16539-87L00	482-485
REC16910-GB2-005	15410-94350	448
REC17400-87810	17400-87811	440
REC17400-87820	17400-87820	440
REC17400-87D11	17400-87D00	474
REC17400-87D11	17400-87D10	474
REC17400-87D11	17400-87D11	474
REC17400-87D11	17400-87D11	476
REC17400-87E04	17400-87E03	440-474-476-512
REC17400-87L01	17400-87L00	475
REC17400-87L01	17400-87L01	475-513
REC17400-87L01	17400-87L01	440-476
REC17400-88810	17400-88810	440
REC17400-88L00	17400-88L00	440-475-476-511
REC17400-89810	17400-89810	439
REC17400-89820	17400-89820	440
REC17400-90J20	17400-90J11	475
REC17400-90J20	17400-90J20	476-515
REC17400-91830	17400-91830	439
REC17400-91860	17400-91860	439
REC17400-92821	17400-92821	441
REC17400-92840	17400-92840	440
REC17400-92850	17400-92850	441
REC17400-92D01	17400-92D01	474
REC17400-92D01	17400-92D11	474
REC17400-92D01	17400-92D01	476
REC17400-92J00	17400-92J200	475-476
REC17400-92J21	17400-92J21	440-441-475-476-515-516
REC17400-93851	17400-93851	441
REC17400-93912	17400-93911	475
REC17400-93912	17400-93912	475
REC17400-93951	17400-93950	474-501
REC17400-93951	17400-93951	476-501
REC17400-93J01	17400-93J00	474
REC17400-93J01	17400-93J01	474
REC17400-93J01	17400-93J02	474
REC17400-93J01	17400-93J01	441-476
REC17400-94611	17400-94611	475-476
REC17400-94701	17400-94700	474
REC17400-94701	17400-94701	474
REC17400-94701	17400-94701	476
REC17400-94810	17400-94810	439
REC17400-94821	17400-94821	440
REC17400-94J00	17400-94J200	439-476
REC17400-94L00	17400-94L00	440-475-476
REC17400-95351	17400-95350	474
REC17400-95351	17400-95351	474
REC17400-95351	17400-95550	474
REC17400-95351	17400-95351	476
REC17400-95870	17400-95870	439
REC17400-95J02	17400-95J01	476
REC17400-95J02	17400-95J02	439-476-505
REC17400-96403	17400-96350	474
REC17400-96403	17400-96351	474
REC17400-96403	17400-96352	474-507
REC17400-96403	17400-96353	509
REC17400-96403	17400-96403	440-474-476-509
REC17400-96821	17400-96821	441
REC17400-96J03	17400-96J00	475
REC17400-96J03	17400-96J01	475
REC17400-96J03	17400-96J02	475
REC17400-96J03	17400-96J03	441-475-476-517
REC17400-97810	17400-97810	439
REC17400-97820	17400-97821	439
REC17400-98551	17400-98551	474-476
REC17400-98652	17400-98652	474
REC17400-98652	17400-98661	474
REC17400-98652	17400-98652	476
REC17400-98661	17400-98661	474-497
REC17400-98661	17400-986L0	474
REC17400-98661	17400-986L1	474
REC17400-98661	17400-98661	439-476
REC17400-98861	17400-98861	441
REC17400-98J01	17400-98J00	474
REC17400-98J01	17400-98J01	474-518
REC17400-98J01	17400-98J02	441-474-476
REC17400-99840	17400-99840	439
REC17400-99870	17400-99870	440
REC17400-99J01	17400-99J00	475

REF	R.O. / OEM	
REC17400-99J01	17400-99J01	439-475-476-499-503
REC17411-93901	17410-93910	471
REC17411-93901	17411-93901	471-501
REC17411-94421	17410-94431	471
REC17411-94421	17411-94421	471-507-509
REC17413-92J01	17413-92J00	473
REC17413-92J01	17413-92J01	473-515-516
REC17413-95J00	17413-95J00	439-473-505-511
REC17413-96J01	17413-96J00	473
REC17413-96J01	17413-96J01	441-473-517
REC17413-99E11	17413-99E10	512-513
REC17413-99E11	17413-99E11	473
REC17416-92J00	17416-92J00	515
REC17416-92J10	17416-92J10	472-515-516
REC17416-93J00	17416-93J00	472-518
REC17416-95J00	17416-95J00	472-505-511
REC17416-96J00	17416-96J00	472-517
REC17416-99E10	17416-99E10	472-513
REC17417-92J00	17417-92J00	472-515
REC17431-92L20	17431-92L20	521
REC17431-92L20	17431-94440	521
REC17431-92L20	17431-94441	521
REC17450-93921	17450-93440	471
REC17450-93921	17450-93920	471
REC17450-93921	17450-93921	471-501
REC17450-93921	17450-93930	471
REC17452-93910	17452-93910	473-501
REC17453-93901	17453-93900	501-521
REC17453-93901	17453-93901	521
REC17461-87E12	17461-87E10	470
REC17461-87E12	17461-87E11	470
REC17461-87E12	17461-87E12	469-470-512-513
REC17461-90J01	17461-90J00	469
REC17461-90J01	17461-90J01	469-470-515-516-517
REC17461-90J01	17461-94510	469
REC17461-92D02	17461-92D02	469
REC17461-93004	17461-93001	469
REC17461-93004	17461-93002	469
REC17461-93004	17461-93003	469
REC17461-93004	17461-93004	469
REC17461-93903	17461-93901	469
REC17461-93903	17461-93902	469
REC17461-93903	17461-93903	469-470-501-503
REC17461-93903	17461-939M0	499
REC17461-93903	17461-93903	470
REC17461-93J00	17461-93J00	470-518
REC17461-94700	17461-94700	469
REC17461-94700	17461-94701	469
REC17461-94700	17461-95200	469
REC17461-94700	17461-95201	469
REC17461-95300	17461-95300	469
REC17461-95300	17461-95301	469
REC17461-95300	17461-95303	469
REC17461-95300	17461-95501	469
REC17461-96312	17451-96301	469
REC17461-96312	17461-94L00	470
REC17461-96312	17461-96301	469
REC17461-96312	17461-96310	469
REC17461-96312	17461-96312	470-505-507-509-511
REC17461-97J00	17461-97110	439-470
REC17461-98503	17461-98501	469
REC17461-98503	17461-98502	469
REC17461-98503	17461-98503	469-470
REC17461-98503	17461-985M0	470-497
REC17462-93990	17462-93990	470-501
REC17471-92J00	17471-87E00	471
REC17471-92J00	17471-87E01	471-512
REC17471-92J00	17471-92J00	471-515-516
REC17471-92J02	17471-92J00	471
REC17471-92J02	17471-93J01	471
REC17471-92J02	17471-93J02	471-517
REC17471-93902	17471-93902	471-501
REC17471-94401	17471-94401	471-507-509
REC17471-95J01	17471-95J00	471
REC17471-95J01	17471-95J01	471-505-511
REC17471-97J00	17471-97J00-00	439-471
REC17471-97J00	17471-97J00	439-471
REC17471-98601	17471-98600	471
REC17471-98601	17471-98601	471
REC17472-87E10	17472-87E00	472
REC17472-87E10	17472-87E10	472-512-515-516
REC17472-87L00	17472-87L00	472-482-513
REC17472-91J00	17472-91J00	473-497
REC17472-92D10	17472-92D10	473
REC17472-93911	17472-93911	473-501
REC17472-93J00	17472-93J00	473-517
REC17472-95310	17472-95310	473
REC17472-96303	17472-96301	472
REC17472-96303	17472-96302	472
REC17472-96303	17472-96303	472-481-505-507-509-511
REC17472-97J00	17472-97J00	439-472
REC17472-97J00	17472-97J00	439-472
REC17472-98503	17472-98503	473
REC17472-98611	17472-98611	473
REC17472-98J00	17472-98J00	472-518

REF	R.O. / OEM	
REC17560-91L00	17560-91L00	521
REC17560-91L00	17560-96300	521
REC17560-91L00	17560-96301	521
REC17560-91L00	17560-96304	521
REC17616-87J00	17616-87J00	468-481-486
REC17670-90J10	1770-90J10	468
REC17670-90J20	17670-90J20	468
REC17670-91J01	17670-91J00	468
REC17670-91J01	17670-91J01	468
REC17670-93962	17670-93962	468
REC17670-94402	17670-94402	468
REC17670-94J01	17670-94J00	468
REC17670-94J01	17670-94J01	468
REC17685-87D10	17685-87D00	486-488
REC17685-87D10	17685-87D10	481-486-488
REC17693-95J00	17693-95J00	485
REC17913-93J00	17913-93J00	469
REC17914-93J00	17914-93J00	469
REC17914-93J00	17914-93J00	469
REC18-6865	48600-94511-OED	462
REC18137-52D00	18137-52D00	452-454
REC18137-87L01	18137-87L01	452-454
REC18137-88L01	18137-88L01	452-454
REC18137-93J00	18137-93J00	452-454
REC18590-58M00	18590-58M00	452-454
REC18590-68H00	18590-68H00	452-454
REC18590-72F21	18590-72F21	452-454
REC22-8M0001721		443
REC23211-94401	23211-94401	523
REC23311-95DLO	23311-95DLO	520
REC24942		445
REC24950		445
REC24952		445
REC25000		445
REC25010		445
REC25020		445
REC25030		445
REC25222-93901	25222-93901	520
REC25222-96300	25222-96300	520
REC25700-87D00	25700-87D00	519
REC25700-87D00	25700-87D00	520
REC25700-87E00	25700-87E00	519
REC25700-87E00	25700-87E00	520
REC25700-87L00	25700-87L00	513-519-520
REC25700-88L00	25700-88L00	519
REC25700-88L00	25700-88L00	511
REC25700-88L00	25700-94400	519
REC25700-88L00	25700-88L00	509-520
REC25700-90J01	25700-90J01	515-520
REC25700-92J00	25700-92J00	515-516-519-520
REC25700-93J00	25700-93J00	517-519-520
REC25700-93L00	25700-93L00	518-519-520
REC25700-94500	25700-94500	520
REC25700-94700	25700-94700	519-520
REC25700-95501	25700-95500	519-520
REC25700-95D01	25700-95D00	519
REC25700-95D01	25700-95D01	507-519-520
REC25700-95J00	25700-95J00	505-519-520
REC25700-98J00	25700-98J00	519-520
REC25700-99E00	25700-99E00	512-519-520
REC25W40U3		450
REC2TU3		450
REC2TU6		450
REC32140-93900	32140-93900	455
REC32140-94400		



REF	R.O. / OEM		REF	R.O. / OEM		REF	R.O. / OEM	
REC32900-94480	32900-94480	455	REC51211-90J10	51211-90J10	484	REC57631-95303	57631-95302	523
REC32900-96340	32900-96340	455	REC51211-90J2	51211-90J21	484	REC57631-95303	57631-95303	509-511-523
REC32900-96371	32900-96370	460	REC51211-90J2	51211-90J22	484	REC57631-96301	57631-96301	507-523
REC32900-96371	32900-96370	460	REC51211-93J00	51211-93J00	484	REC57632-94J00	57632-93902	501
REC32900-96371	32900-96371	460	REC52113-93910	52113-93901	495	REC57632-94J00	57632-94J00	499-503-532
REC33220-58J20	33220-58J20	454	REC52113-96330	52113-96304	495	REC57632-97L00	57632-97L00	503-522
REC33220-76G02	33220-76G00	454	REC52331-87L00	52331-87L00	482-494	REC57632-97L00	57632-98500	522
REC33220-76G02	33220-76G01	454	REC55122-94400	55122-88L00	473-511	REC57632-97L00	57632-98501	497-522
REC33220-76G02	33220-76G02	454	REC55128-93J10	55128-93J00	521	REC57633-93901	57633-93900	532
REC33410-94400-000	33410-93E10	455	REC55128-93J10	55128-93J10	517-521	REC57633-93901	57633-93901	499-501-503-532
REC33410-94400-000	33410-94400-000	455	REC56120-93900	56120-90L00-OEP	521	REC57634-88L00	57634-88L00	509-511-522
REC34801-93J03	34801-93J00	463	REC56120-93900	56120-90L01-OEP	521	REC59178-97J00	59178-97J00	439-440-499-503-521
REC34801-93J03	34801-93J01	463	REC56120-93900	56120-90L02-OEP	521	REC5W40U3		450
REC34801-93J03	34801-93J02	463	REC56120-93900	56120-93900-002M	521	REC5W40U6		450
REC34801-93J03	34801-93J03	463	REC56120-93900	56120-93900-OEP	521	REC63610-89E01	63610-89E01-000	467
REC34801-94710	34801-94700	463	REC56120-93900	56120-93901-OED	521	REC63610-91J20	63610-91J00	467
REC34801-94710	34801-94710	463	REC56120-93900	56120-93901-OEP	501	REC63610-91J20	63610-91J01	467
REC34801-99E04	34801-99E01	463	REC56120-93900	56120-93901-OEP	531	REC63610-91J20	63610-91J03	467
REC34801-99E04	34801-99E02	463	REC56120-94321-OEP	56120-94321-OEP	509-511-521	REC63610-91J20	63610-91J04	467
REC34801-99E04	34801-99E03	463	REC56120-96332-OEP	56120-96332-OEP	505-507-521	REC63610-91J20	63610-91J04	467
REC34801-99E04	34801-99E03	463	REC56130-94413-OEP	56130-94411-OEP	472	REC63610-91J20	63610-91J20	467
REC35-802893Q		445	REC56130-94413-OEP	56130-94413-OEP	472	REC63610-93501	63610-93501-000	467
REC35-802893Q01		445	REC56130-96331-OEP	56130-96332-OEP	472	REC63610-94402	63610-94402-000	467
REC36120-ZW4-H12	38100-88L00	462	REC56130-96331-OEP	56130-96331-OEP	472	REC63610-96302	63610-96302-000	467
REC36120-ZW4-H12	38100-88L11	462	REC57100-93902	57100-93902	501	REC63610-96321-000	63610-96321-000	467
REC36120-ZW4-H12	38100-88L12	462	REC57100-93902	57100-93902	531	REC63P-13907-03	15200-90J00	450
REC36120-ZY6-013	38100-90J30	462	REC57110-93912	57110-93912	531	REC63P-13907-03	15200-92J00	450
REC36120-ZY6-013	38100-90J40	462	REC57110-94411	57110-92L10	531	REC63P-13907-03	15200-93J01	450
REC36120-ZY6-013	38100-93J11	462	REC57110-94441	57110-94441	531	REC63P-14984-00	15200-92J00	450
REC36120-ZY6-013	38100-93J13	462	REC57311-93901	57311-93901	525	REC650-24351-51		443
REC36120-ZY9-003	38100-87L00	462	REC57311-93901	57311-93901	531	REC65720-98520	65720-98500	443
REC36120-ZY9-003	38100-87L01	462	REC57311-93910	57311-90L00	525	REC65720-98520	65720-98501	443
REC36120-ZY9-003	38100-87L02	462	REC57311-93910	57311-93910	501-525	REC65720-98520	65720-98502	443
REC36120-ZY9-003	38100-87L03	462	REC57311-93910	57311-93910	531	REC65720-98520	65720-98520	443
REC36620-93J02	36620-93J02	466	REC57311-94402	57311-94401	525	REC65720-98520	65720-98521	443
REC36620-94J01	36620-94J01	466	REC57311-94402	57311-94402	525	REC65720-98520	65720-985L1	443
REC37100-96J15	37100-96J14	465	REC57311-94402	57311-94402	531	REC65720-986L0	65720-986A0	443
REC37100-96J15	37100-96J15	465	REC57311-96311	57311-91L00	525	REC65720-986L0	65720-986B0	443
REC37100-96J25	37100-96J20	465	REC57311-96311	57311-96310	525	REC65720-986L0	65720-986L0	443
REC37100-96J25	37100-96J21	465	REC57311-96311	57311-96311	525	REC65750-94404	65750-94401	443
REC37100-96J25	37100-96J22	465	REC57311-96311	57311-96320	525	REC65750-94404	65750-94402	443
REC37100-96J25	37100-96J23	465	REC57311-96311	57311-91L00	531	REC65750-94404	65750-94404	443
REC37100-96J25	37100-96J24	465	REC57311-96320	57311-96320	505-507-531	REC65L-24563-00	15412-93J00	447
REC37100-96J25	37100-96J25	465	REC57311-98400	57311-98400	531	REC67200-88L00	67200-88L00	465
REC37110-99E00	37110-99E00	458	REC57311-98600	57311-91J00	497	REC67200-88L00	67200-93J12	465
REC37800-93954	37800-93953	460	REC57311-98600	57311-98600	525	REC67200-88L00	67200-93J13	465
REC37800-93954	37800-93954	460	REC57311-98601	57311-98601	525	REC67200-88L10	67200-88L10	465
REC37820-92E03	37820-92E00	460	REC57311-99J10	57311-97J10	503	REC67200-88L10	67200-93J15	465
REC37830-89E03	37830-89E02	460	REC57311-99J10	57311-99J10	499-525	REC67200-93J51	67200-93J00	464
REC37830-89E03	37830-95000	460	REC57510-89J00	57510-89J00	505-507-525	REC67200-93J51	67200-93J01	464
REC38100-87E10-OED	38100-87D00	461	REC57510-89J00	57510-91L00	525-531	REC67200-93J51	67200-93J02	464
REC38100-87E10-OED	38100-87D01-02M	461	REC57510-91J00	57510-91J00	497-525	REC67200-93J51	67200-93J03	464
REC38100-87E10-OED	38100-87D01-OED	461	REC57510-91J00	57510-98600	525	REC67200-93J51	67200-93J04	464
REC38100-87E10-OED	38100-87D02H	461	REC57510-91J00	57510-98610	525	REC67200-93J51	67200-93J06	464
REC38100-87E10-OED	38100-87D01T	461	REC57510-91J00	57510-98611	525	REC67200-93J51	67200-93J50	464
REC38100-87E10-OED	38100-87E10-OED	461	REC57510-93902	57510-93902	525	REC67200-93J51	67200-93J51	464
REC38100-87J00	37100-87J00-OEP	462	REC57510-93902	57510-93902	531	REC67200-94J20	67200-91J00	464
REC38100-87J00	38100-87J0EP	462	REC57510-93910	57510-90L00	525	REC67200-94J20	67200-91J01	464
REC38100-96J00	38100-92J01	461	REC57510-93910	57510-93910	501-525	REC67200-94J20	67200-91J04	464
REC38100-96J00	38100-92J02	461	REC57510-93910	57510-93910	531-532	REC67200-94J20	67200-91J04	464
REC38100-96J00	38100-92J10	461	REC57510-94402	57510-94400	525	REC67200-94J20	67200-94J20	464
REC38100-96J00	38100-92J12	461	REC57510-94402	57510-94401	525	REC67200-99E56	67200-99E10-OEP	464
REC38100-96J00	38100-93J02	461	REC57510-94402	57510-94402	525	REC67200-99E56	67200-99E30-OEP	464
REC38100-96J00	38100-96J00	461	REC57510-94402	57510-94402	531	REC67200-99E56	67200-99E50	464
REC38100-96J00	38100-96J01	461	REC57510-99J11	57510-99J10	503	REC67200-99E56	67200-99E51	464
REC38100-97E00-OED	38100-97E00-OED	462	REC57521-89J00	57521-89J00	505-507-526-531	REC67200-99E56	67200-99E56	464
REC38100-99E01-OEP	38100-99E01-00	462	REC57521-91J00	57521-91J00	497-526	REC67F-12411-01	17670-93J00	468
REC38100-99E01-OEP	38100-99E01-OED	462	REC57521-93902	57310-93850	526	REC692-24410-00	15100-94301	450
REC38100-99E01-OEP	38100-99E01-OED	462	REC57521-93902	57521-93902	526	REC692-24410-00	15100-94303	450
REC38860-76F01	38860-76F01	460	REC57521-93910	57521-90L00	526	REC692-24410-00	15100-94310	450
REC40135		447	REC57521-93910	57521-93910	501-526-531	REC69J-24501-10	15643-93J00	448
REC40145		447	REC57521-94400	57310-94401	526	REC6E5-24351-51		443
REC40155		447	REC57521-94400	57521-94400	526	REC70720		447
REC40165		447	REC57521-94400	57521-94400	526	REC80W90U3	990A0-01E81-01Q	450
REC40970		461	REC57521-94400	57521-94400	531	REC80W90U6	990A0-01E81-05Q	450
REC40990		461	REC57521-96312	57521-96311	526	REC855686		445
REC43211-87JL0	43211-87JL0	466	REC57521-96312	57521-96312	526	REC89-825096T01	31800-94400	458
REC43211-87JL0	43211-94401	466	REC57521-96312	57521-99J10	503	REC89-825096T01	31800-94401	458
REC43211-94401	43211-94401	466	REC57521-99J10	57521-99J10	501-531	REC89-825096T01	38410-89J00	458
REC43711-97E11	43711-97E00	466	REC57610-93901	57610-93901	509-511	REC89-825096T01	38410-94550	458
REC43711-97E11	43711-97E11	466	REC57610-94402	57610-94402	505-507	REC89-825096T01	38410-94551	458
REC48503-93J12	48503-93J10	462	REC57610-96311	57610-96311	505-507	REC89-825096T01	38410-94552	458
REC48503-93J12	48503-93J12	462	REC57621-91L10	57621-91L10	522	REC90171-18M04	09141-18005	509-511-512-513-515-516-517-532
REC48503-93J12	48503-94900-OED	462	REC57621-91L10	57621-96300	522	REC90171-18M04	90171-18M04	518
REC48630-92J00	48630-92J00	463	REC57621-91L10	57621-96310	522	REC90179-08M06	09159-08046	505-507
REC48630-93J00	48630-93J00	463	REC57621-94403	57621-87J01	522	REC90794-46866	65900-98J00	446
REC48630-94900	48630-94900	463	REC57621-94403	57621-87J02	522	REC90794-46868	15410-98500	448
REC48630-96J00	48630-96J00	463	REC57621-94403	57621-87J03	522	REC90794-46868	65910-98J00	446
REC48630-96J03	48630-96J01	463	REC57621-94403	57621-87J03	509-511-522	REC925093	09280-75002	507
REC48630-96J03	48630-96J02	463	REC57621-94403	57621-94400	522	REC93101-22067	09282-22004	490
REC48630-96J03	48630-96J03	463	REC57621-94403	57621-94403	522	REC93101-22067	09282-22007	490
REC48630-98L01	48630-98L00	463	REC57621-94403	57621-94403	522	REC93606-12019	09202-06031	515-516-517-518
REC48630-98L01	48630-98L01	463	REC57621-94403	57621-94403	522-531	RECOBRACKET		445
REC51123-87L00	51123-87L00	482-486	REC57630-92E00	57630-92E00	517-518-531			
REC51123-93J00	51123-93J00	485	REC57630-94300	57630-94300	511-531			

REF	R.O. / OEM	
RECOBELEMENT		445
RECOFILALU		445
RECOFILTER		445
RECPIN4		463
RECPIN4.5		463
RECPIN6		463
RECTOOLTRIM1		463
RECTOOLTRIM2		463
RECTOOLTRIM3		463
RECTOOLTRIMKIT		463
RECYS-225-15		446
RM35-802893Q		445
RM92-858026QB1U6		450
RM92-858027QB1U3		450
RM92-8M0086220U6		450
RM92-8M0086221U3		450

<b>S</b>		
REF	R.O. / OEM	
SIE18-8013		442
SIE18-8015		442
SOL2431-130-19	58100-95530-019	528
SOL2431-133-17	58100-95521-019	528
SOL2431-135-15	58100-95511-019	528
SOL3411-139-17	58100-90J00-019	528
SOL3411-139-19	58100-90J10-019	528
SOL3411-139-21	58100-90J20-019	528
SOL3413-138-15	58100-90J40-019	528
SOL3413-138-17	58100-90J00-019	528
SOL3413-138-19	58100-90J10-019	528
SOL3413-138-21	58100-90J20-019	528
SOL3451-139-17	58100-90J00-019	528
SOL3451-139-17	99105-00700-18P	528
SOL3451-139-19	58100-90J10-019	528
SOL3451-139-19	99105-00700-20P	528
SOL3451-139-21	58100-90J20-019	528
SOL3451-139-21	99105-00700-22P	528
SOL3451-139-23	58100-90J22-019	528
SOL3451-139-23	99105-00700-24P	528
SOL3452-139-17	99105-0070L-18P	528
SOL3452-139-19	99105-0070L-20P	528
SOL3452-139-21	99105-0070L-22P	528
SOL4011-079-07S	58110-91JN0-019	497-528
SOL4111-093-07A	58100-89L00-019	528
SOL4111-093-08A	58100-90L41-019	528
SOL4111-093-09A	58100-89L20-019	528
SOL4111-093-10A	58100-89L60-019	528
SOL4111-093-11A	58100-89L70-019	528
SOL4111-093-12A	58100-89L50-019	528
SOL4211-100-14	58100-95D00-019	528
SOL4211-100-15	58100-96460-019	528
SOL4211-101-13	58100-96440-019	528
SOL4211-103-12	58100-96430-019	528
SOL4211-105-11	58100-96420-019	528
SOL4211-110-09	58100-96410-019	528
SOL4311-110-15	58100-95363-019	528
SOL4311-116-12	58100-95393-019	528
SOL4311-116-13	58100-94313-019	528
SOL4311-116-14	58100-95353-019	528
SOL4311-118-11	58100-95222-019	528
SOL4311-120-10	58100-95212-019	528
SOL4311-121-09	58100-94302-019	528
SOL4411-130-19	58100-94522-019	528
SOL4411-130-21	58100-94532-019	528
SOL4411-133-17	58100-94512-019	528
SOL4411-135-15	58100-94500-019	528
SOL4411-138-13		528
SOL4411-140-11		528
SOL4413-125-19	58100-94522-019	528
SOL4413-125-21	58100-94532-019	528
SOL4413-128-17	58100-94512-019	528
SOL4413-130-15	58100-94500-019	528
SOL4413-133-13		528
SOL4431-130-19	58100-94522-019	528
SOL4431-130-19	58100-94561-019	528
SOL4431-130-19	99105-00100-20P	528
SOL4431-130-21	58100-94532-019	528
SOL4431-130-21	58100-94571-019	528
SOL4431-130-21	99105-00100-22P	528
SOL4431-133-17	58100-94512-019	528
SOL4431-133-17	58100-94581-019	528
SOL4431-133-17	99105-00100-18P	528
SOL4431-135-15	58100-94500-019	528
SOL4431-135-15	58100-94554-019	528
SOL4431-135-15	99105-00100-16P	528
SOL4511-142-23	99105-00200-24P	529
SOL4511-143-21	99105-00200-22P	529
SOL4511-145-19	99105-00200-20P	529
SOL4511-148-17	99105-00200-18P	529
SOL4511-150-15	99105-00200-16P	529
SOL4511-150-15	58200-87D61-019	529
SOL4511-153-19	99105-00200-20P	529
SOL4511-153-21	99105-00200-22P	529
SOL4511-155-17	99105-00200-18P	529
SOL4512-142-23	99105-0020L-24P	529
SOL4512-143-21	99105-0020L-22P	529
SOL4512-145-19	99105-0020L-20P	529
SOL4512-148-17	99105-0020L-18P	529
SOL4512-150-15	99105-0020L-16P	529
SOL4512-153-19		529
SOL4512-153-21		529
SOL4512-155-17		529
SOL4512-158-15		529
SOL4513-140-21	58200-87D21-019	529
SOL4513-143-19	58200-87D11-019	529

REF	R.O. / OEM	
SOL4513-145-17	58200-87D01-019	529
SOL4513-148-15	58200-87D61-019	529
SOL4551-140-24	99105-00200-24P	529
SOL4551-143-22	58200-87D21-019	529
SOL4551-143-22	99105-00200-22P	529
SOL4551-148-16	58200-87D61-019	529
SOL4551-148-16	99105-00200-16P	529
SOL4551-148-18	58200-87D01-019	529
SOL4551-148-18	99105-00200-18P	529
SOL4551-148-20	58200-87D11-019	529
SOL4551-148-20	99105-00200-20P	529
SOL4552-140-24	99105-0020L-24P	529
SOL4552-143-22	58200-87D22-019	529
SOL4552-143-22	99105-0020L-22P	529
SOL4552-148-16	58200-87D62-019	529
SOL4552-148-16	99105-0020L-16P	529
SOL4552-148-18	58200-87D02-019	529
SOL4552-148-18	99105-0020L-18P	529
SOL4552-148-20	58200-87D12-019	529
SOL4552-148-20	99105-0020L-20P	529
SOL4571-148-23		529
SOL4571-149-22		529
SOL4571-151-20		529
SOL4571-154-18		529
SOL4572-148-23		529
SOL4572-149-22		529
SOL4572-151-20		529
SOL4572-154-18		529
SOL9311-110-15		530
SOL9311-111-13		530
SOL9311-111-14		530
SOL9311-114-12		530
SOL9311-116-11		530
SOL9311-120-10		530
SOL9311-121-09		530
SOL9331-110-15		530
SOL9331-111-13		530
SOL9331-111-14		530
SOL9331-114-12		530
SOL9331-114-12		530
SOL9331-116-11		530
SOL9411-132-19		530
SOL9411-132-21		530
SOL9411-133-17		530
SOL9411-135-15		530
SOL9411-138-13		530
SOL9411-140-09		530
SOL9411-140-11		530
SOL9431-130-19		530
SOL9431-130-21		530
SOL9431-133-17		530
SOL9431-135-15		530
SOL9431-138-13		530
SOL9432-130-19		530
SOL9432-133-17		530
SOL9432-135-15		530
SOL9432-138-13		530
SOL9511-143-21		530
SOL9511-145-19		530
SOL9511-148-17		530
SOL9511-150-15		530
SOL9511-153-13		530
SOL9511-155-11		530
SOL9511-160-13		530
SOL9531-140-19		530
SOL9531-140-21		530
SOL9531-140-23		530
SOL9531-143-17		530
SOL9531-145-15		530
SOL9532-140-19		530
SOL9532-140-21		530
SOL9532-140-23		530
SOL9532-143-17		530
SOL9532-145-15		530
SOL9571-145-25		530
SOL9571-148-23		530
SOL9571-150-21		530
SOL9571-153-19		530
SOL9571-155-17		530
SOL9571-158-15		530
SOL9572-145-25		530
SOL9572-148-23		530
SOL9572-150-21		530
SOL9572-153-19		530
SOL9572-155-17		530
SOL9572-158-15		530
SOLRBX-104		529
SOLRBX-110		529
SOLRBX-115		529
SOLRBX-125		529
SOLRBX-126		529
SOLRBX-150		529

<b>T</b>		
REF	R.O. / OEM	
TEN01166	11281-94400	479
TEN01200	55125-96310	478
TEN01201	55125-95301	478
TEN01202	55320-98600	478
TEN01203	41810-87D00	479
TEN01204	55320-95310	478
TEN01204	55320-98311	478
TEN01204AL	55320-95310	478
TEN01204AL	55320-98311	478
TEN01205	11130-94600	479
TEN01206	55321-93900	478

REF	R.O. / OEM	
TEN01207	55320-98600	478
TEN01207	55321-95500	478
TEN01208	55300-95500	478
TEN01209	55125-94502	479
TEN01209	55321-94502	479
TEN01210	55320-98400	478
TEN01210/1	41811-98500	478
TEN01211	55120-87801	478
TEN01211	55125-87D00	478
TEN01212	55321-90J01	478
TEN01213	55321-87J00	478
TEN01213	55321-87J01	478
TEN01213	55321-87J00	479
TEN01214	55320-94900	478
TEN01214AL	55320-94900	478
TEN01215	55125-90J01	478-512-513-515-516
TEN01215	55125-98J00	517
TRI305-0386		442
TRI305-0566		442
TX4200K		467
TX6400K		467





R.O. / OEM	REF		R.O. / OEM	REF		R.O. / OEM	REF	
13650-52G00	REC13650-52G00	454	16510-90J00	REC16510-90J00	440-441-449	17411-93901	REC17411-93901	471-501
13650-56B00	REC13650-56B00	454	16510-92J00	REC16510-82703	449	17411-94421	REC17411-94421	471-507-509
13910-87D00	REC13910-87D00	453	16510-96J00	REC16510-93J00	449	17413-92J00	REC17413-92J01	473
13910-89J01	REC13910-89J01	453	16510-96J00	REC16510-96J00	449	17413-92J01	REC17413-92J01	473-515-516
13910-94400	REC13910-94400	453	16510-96J10	REC16510-93J00	449	17413-95J00	REC17413-95J00	439-473-505-511
13910-94701	REC13910-94701	453	16510-96J10	REC16510-96J00	441	17413-96J00	REC17413-96J01	473
14141-93952-0EP	REC14141-93952-0EP	495	16510-96J10	REC16510-96J00	449	17413-96J01	REC17413-96J01	441-473-517
14151-87L00	REC14151-87L00	494	16539-87L00	REC16539-87L00	482-485	17413-99E10	REC17413-99E11	512-513
14151-93901	REC14151-93912	495	17400-87811	REC17400-87810	440	17413-99E11	REC17413-99E11	473
14151-93J00	REC14151-93J00	494	17400-87820	REC17400-87820	440	17416-92J00	REC17416-92J00	515
14151-94412	REC14151-94411	495	17400-87D00	REC17400-87D11	474	17416-92J10	REC17416-92J10	472-515-516
14151-96310	REC14151-96311	495	17400-87D10	REC17400-87D11	474	17416-93J00	REC17416-93J00	472-518
14152-93J00	REC14152-93J00	494	17400-87D11	REC17400-87D11	474-476	17416-95J00	REC17416-95J00	472-505-511
14212-91L00	REC14212-91L00	495	17400-87E03	REC17400-87E04	440-474-476	17416-96J00	REC17416-96J00	472-517
14212-93J00	REC14212-93J00	494			512	17416-99E10	REC17416-99E10	472-513
14212-94412	REC14212-94413	495	17400-87L00	REC17400-87L01	475	17417-92J00	REC17417-92J00	472-515
14212-96310	REC14212-91L00	495	17400-87L01	REC17400-87L01	440-475-476	17431-92L20	REC17431-92L20	521
15100-91J00	PAF4-04090000	450	17400-88810	REC17400-88810	440	17431-94440	REC17431-92L20	521
15100-91J01	PAF4-04090000	450	17400-88810	REC17400-88810	440-475-476	17431-94441	REC17431-92L20	521
15100-91J02	PAF4-04090000	450	17400-88L00	REC17400-88L00	511	17450-93440	REC17450-93921	471
15100-94301	REC692-24410-00	450	17400-89810	REC17400-89810	439	17450-93920	REC17450-93921	471
15100-94303	REC692-24410-00	450	17400-89820	REC17400-89820	440	17450-93921	REC17450-93921	471-501
15100-94310	REC692-24410-00	450	17400-90J11	REC17400-90J20	475	17450-93930	REC17450-93921	471
15100-94311	REC692-24410-00	450	17400-90J20	REC17400-90J20	476-515	17451-96301	CEF500362G	469
15170-91J00	REC15170-91J00	451	17400-91830	REC17400-91830	439	17451-96301	REC17461-96312	469
15170-93920	REC15170-93911	451	17400-91860	REC17400-91860	439	17452-93910	REC17452-93910	473-501
15170-94320	REC15170-94320	451	17400-92821	REC17400-92821	441	17453-93900	REC17453-93901	501-521
15170-94J00	REC15170-94J00	451	17400-92840	REC17400-92840	440	17453-93901	REC17453-93901	521
15170-98110	REC15170-98110	451	17400-92850	REC17400-92850	441	17461-87E10	CEF500365	470
15170-99E00	REC15170-99E00	451	17400-92D01	REC17400-92D01	474-476	17461-87E10	REC17461-87E12	470
15200-90J00	REC63P-13907-03	450	17400-92D11	REC17400-92D01	474	17461-87E11	CEF500365	470
15200-92J00	REC63P-13907-03	450	17400-92J20	REC17400-92J00	475-476	17461-87E11	REC17461-87E12	470
15200-92J00	REC63P-14984-00	450			440-441-	17461-87E12	CEF500365	469-470
15200-93J01	REC63P-13907-03	450	17400-92J21	REC17400-92J21	475-476-515	17461-87E12	REC17461-87E12	469-470-512-513
15200-96J00	REC15200-96J00	450			516	17461-87E12	REC17461-87E12	469
15410-87J10	REC15410-87J00	448	17400-93851	REC17400-93851	441	17461-90J00	CEF500367	469
15410-87J10	REC15410-87J10	440-447	17400-93911	REC17400-93912	475	17461-90J00	REC17461-90J01	469
15410-87J30	REC15410-87J30	439-440-441-447	17400-93912	REC17400-93912	475	17461-90J01	CEF500367	469-470
15410-87L00	REC15410-87L00	439-440-447	17400-93950	REC17400-93951	474-501	17461-90J01	REC17461-90J01	469-470-515-516-517
15410-88L00	REC15410-88L00	440-448	17400-93951	REC17400-93951	476-501	17461-92D02	CEF500319	469
15410-93J00	REC15410-93J00	448	17400-93J00	REC17400-93J01	474	17461-92D02	REC17461-92D02	469
15410-94350	REC16910-GB2-005	448	17400-93J01	REC17400-93J01	441-474-476	17461-93001	CEF500398	469
15410-94400	PAF15-07080000	447	17400-93J02	REC17400-93J01	474	17461-93002	CEF500398	469
15410-96J00	REC15410-96J00	441-447	17400-93J02	REC17400-93J01	474	17461-93002	REC17461-93004	469
15410-98500	REC15410-98500	439-448	17400-94611	REC17400-94611	475-476	17461-93002	CEF500398	469
15410-98500	REC90794-46868	448	17400-94700	REC17400-94701	474	17461-93002	REC17461-93004	469
15412-92J00	REC15412-92J00	441-448	17400-94701	REC17400-94701	474-476	17461-93003	CEF500398	469
15412-93J00	REC65L-24563-00	447	17400-94810	REC17400-94810	439	17461-93003	REC17461-93004	469
15412-93J10	REC15412-93J10	441-448	17400-94821	REC17400-94821	440	17461-93004	CEF500398	469
15440-87L10	REC15440-87L10	448	17400-94J20	REC17400-94J00	439-476	17461-93004	REC17461-93004	469
15440-90J00	REC15440-90J00	448	17400-94L00	REC17400-94L00	440-475-476	17461-93901	CEF500329	469
15440-93J00	REC15440-93J00	448	17400-95350	REC17400-95351	474	17461-93901	REC17461-93903	469
15440-96J00	REC15440-96J00	448	17400-95351	REC17400-95351	474-476	17461-93902	CEF500329	469
15440-96J01	REC15440-96J01	448	17400-95550	REC17400-95351	474	17461-93902	REC17461-93903	469
15440-99E00	REC15440-99E01	449	17400-95870	REC17400-95870	439	17461-93903	CEF500329	469-470
15440-99E01	REC15440-99E01	449	17400-95J01	REC17400-95J02	476	17461-93903	REC17461-93903	470
15626-90J00	REC15626-90J00	451	17400-95J02	REC17400-95J02	439-476-505	17461-93903	REC17461-93903	469-470-501-503
15626-99E00	REC15626-99E00	451	17400-96350	REC17400-96403	474	17461-939M0	REC17461-93903	499
15643-93J00	REC69J-24501-10	448	17400-96351	REC17400-96403	474	17461-93J00	CEF500393	470
15643-99E00	REC15626-99E00	451	17400-96352	REC17400-96403	474-507	17461-93J00	REC17461-93J00	470-518
15710-50M00	REC15710-89L00	451	17400-96353	REC17400-96403	509	17461-94510	CEF500367	469
15710-65D00	REC15710-65D00	451-452	17400-96403	REC17400-96403	440-474-476-509	17461-94510	REC17461-90J01	469
15710-82K50	REC15710-82K50	452	17400-96821	REC17400-96821	441	17461-94700	CEF500361	469
15710-82M00	REC15710-82M00	452	17400-96J00	REC17400-96J03	475	17461-94700	REC17461-94700	469
15710-85K00	REC15710-85K00	452	17400-96J01	REC17400-96J03	475	17461-94701	CEF500361	469
15710-87J00	REC15710-87J00	452	17400-96J02	REC17400-96J03	475	17461-94701	REC17461-94700	469
15710-87L00	REC15710-87L00	451-452	17400-96J03	REC17400-96J03	441-475-476-517	17461-94701	REC17461-96312	470
15710-89L00	REC15710-89L00	451-452	17400-97810	REC17400-97810	439	17461-94L00	REC17461-96312	470
15710-93J00	REC15710-93J00	452	17400-97821	REC17400-97820	439	17461-95200	CEF500361	469
15710-96J00	REC15710-96J00	452	17400-98551	REC17400-98551	474-476	17461-95200	REC17461-94700	469
15710-99E00	REC15710-99E00	452	17400-98652	REC17400-98652	474-476	17461-95201	REC17461-94700	469
16433-93J00	REC16433-93J00	485	17400-98661	REC17400-98652	474	17461-95300	CEF500360	469
16510-05240	REC16510-05240	449	17400-98661	REC17400-98661	439-474-476-497	17461-95300	REC17461-95300	469
16510-05240	REC16510-05240	439-449	17400-98661	REC17400-98661	497	17461-95301	CEF500360	469
16510-45H10	REC16510-05240	449	17400-986L0	REC17400-98661	474	17461-95301	REC17461-95300	469
16510-61A01	REC16510-90J00	449	17400-986L1	REC17400-98661	474	17461-95302	CEF500360	469
16510-61A20-MHL	REC16510-90J00	449	17400-98861	REC17400-98861	441	17461-95303	REC17461-95300	469
16510-61A21-MHL	REC16510-90J00	449	17400-98861	REC17400-98861	441	17461-95501	CEF500360	469
16510-61A30	REC16510-90J00	449	17400-98J00	REC17400-98J01	474	17461-95501	REC17461-95300	469
16510-61A31	REC16510-90J00	449	17400-98J01	REC17400-98J01	474-518	17461-96301	CEF500362G	469
16510-81420	REC16510-82703	449	17400-98J02	REC17400-98J01	441-474-476	17461-96301	REC17461-96312	469
16510-82703	REC16510-82703	449	17400-99840	REC17400-99840	439	17461-96310	CEF500362G	469
16510-87J00	REC16510-87J00	449	17400-99870	REC17400-99870	440	17461-96310	REC17461-96312	469
16510-87J00	REC16510-87J00	449	17400-99J00	REC17400-99J01	475	17461-96310	CEF500362G	469
16510-87J00	REC16510-87J00	439-440-449	17400-99J01	REC17400-99J01	439-475-476-499-503	17461-96312	REC17461-96312	470
16510-87JL0	REC16510-87J00	449	17410-93910	REC17411-93901	471	17461-96312	REC17461-96312	470-505-507-509-511
16510-90J00	REC16510-90J00	449	17410-94431	REC17411-94421	471			



R.O. / OEM	REF		R.O. / OEM	REF		R.O. / OEM	REF	
17461-96400	CEF500399	469	25700-95500	REC25700-95501	519-520	32800-99J00	REC32800-99J00	459
17461-97110	REC17461-97JMO	439-470	25700-95D00	REC25700-95D01	519	32900-93902	REC32900-93903	455
17461-98501	CEF500336	469	25700-95D01	REC25700-95D01	507-519-520	32900-93903	REC32900-93903	455
17461-98501	REC17461-98503	469	25700-95J00	REC25700-95J00	505-519-520	32900-93911	REC32900-93911	460
17461-98502	CEF500336	469	25700-98J00	REC25700-98J00	519-520	32900-94401	REC32900-94480	455
17461-98502	REC17461-98503	469	25700-99E00	REC25700-99E00	512-519-520	32900-94421	REC32900-94480	455
17461-98503	CEF500336	469-470	29116-93J00	PAGB/T5787-M6X20	501	32900-94460	REC32900-94460	460
17461-98503	REC17461-98503	469-470	29116-93J10	PAF8-00000003	513	32900-94470	REC32900-94460	460
17461-985M0	REC17461-98503	470-497	29141-93J00	PAGB/T6170-M6	497-499-501-505-509-511	32900-94480	REC32900-94480	455
17462-93990	REC17462-93990	470-501	29141-93J00	PAGB/T6184-2000	503	32900-96340	REC32900-96340	455
17471-87E00	REC17471-92J00	471	29162-93J00	PAGB/T93-6	499-501-509-511	32900-96350	REC32900-96371	460
17471-87E01	REC17471-92J00	471-512	31100-87000	PH130-0052	457	32900-96370	REC32900-96371	460
17471-92J00	REC17471-92J00	471-515-516	31100-87500	PH130-0079	458	32900-96371	REC32900-96371	460
17471-93902	REC17471-93902	471-501	31100-87D00	PH130-0052	457	33220-58J20	REC33220-58J20	454
17471-93J00	REC17471-92J02	471	31100-87D10	PH130-0052	457	33220-76G00	REC33220-76G02	454
17471-93J01	REC17471-92J02	471	31100-87J00	PH130-0079	458	33220-76G01	REC33220-76G02	454
17471-93J02	REC17471-92J02	471-517	31100-87J10	PH130-0079	458	33220-76G02	REC33220-76G02	454
17471-94401	REC17471-94401	471-507-509	31100-87J11	PH130-0079	458	33410-93E10	REC33410-94400-000	455
17471-95J00	REC17471-95J01	471	31100-89J00	PH130-0006	457	33410-94400-000	REC33410-94400-000	455
17471-95J01	REC17471-95J01	471-505-511	31100-90J00	PH130-0071	457	34801-93J00	REC34801-93J03	463
17471-97J00-00	REC17471-97J00	439-471	31100-90J01	PH130-0071	457	34801-93J01	REC34801-93J03	463
17471-97JL0	REC17471-97JL0	439-471	31100-92E00	PH130-0052	457	34801-93J02	REC34801-93J03	463
17471-98600	REC17471-98601	471	31100-93J00	PH130-0078	458	34801-93J03	REC34801-93J03	463
17471-98601	REC17471-98601	471	31100-94400	PH130-0006	457	34801-94700	REC34801-94710	463
17471-98610	REC17471-98610	471	31100-94402	PH130-0006	457	34801-94710	REC34801-94710	463
17472-87E00	REC17472-87E10	472	31100-94401	PH130-0006	457	34801-99E01	REC34801-99E04	463
17472-87E10	REC17472-87E10	472-512-515-516	31100-94500	PH130-0053	457	34801-99E02	REC34801-99E04	463
17472-87L00	REC17472-87L00	472-482-513	31100-94510	PH130-0053	457	34801-99E03	REC34801-99E04	463
17472-91J00	REC17472-91J00	473-497	31100-94511	PH130-0053	457	34801-99E04	REC34801-99E04	463
17472-92D10	REC17472-92D10	473	31100-94512	PH130-0053	457	36620-93J02	REC36620-93J02	466
17472-93911	REC17472-93911	473-501	31100-94600	PH130-0053	457	36620-94J01	REC36620-94J01	466
17472-93J00	REC17472-93J00	473-517	31100-94601	PH130-0053	457	37100-87J00-OEP	REC37100-87J00	462
17472-95310	REC17472-95310	473	31100-94610	PH130-0053	457	37100-96J14	REC37100-96J15	465
17472-96301	REC17472-96303	472	31100-94702	PH130-0075	457	37100-96J15	REC37100-96J15	465
17472-96302	REC17472-96303	472	31100-94J10	PH130-0077	457	37100-96J20	REC37100-96J25	465
17472-96303	REC17472-96303	472-481-505-507-509-511	31100-94J20	PH130-0077	457	37100-96J21	REC37100-96J25	465
17472-97J00	REC17472-97J00	439-472	31100-94J21	PH130-0077	457	37100-96J22	REC37100-96J25	465
17472-97JL0	REC17472-97JL0	439-472	31100-94J22	PH130-0077	457	37100-96J23	REC37100-96J25	465
17472-98503	REC17472-98503	473	31100-95240	PH130-0007	457	37100-96J24	REC37100-96J25	465
17472-98611	REC17472-98611	473	31100-95242	PH130-0007	457	37100-96J25	REC37100-96J25	465
17472-98J00	REC17472-98J00	472-518	31100-95243	PH130-0007	457	37110-99E00	REC37110-99E00	458
17560-91L00	REC17560-91L00	521	31100-95310	PH130-0060	457	37800-93953	REC37800-93954	460
17560-96300	REC17560-91L00	521	31100-95312	PH130-0060	457	37800-93954	REC37800-93954	460
17560-96301	REC17560-91L00	521	31100-95313	PH130-0060	457	37820-92E00	REC37820-92E03	460
17560-96304	REC17560-91L00	521	31100-95521	PH130-0060	457	37830-89E02	REC37830-89E03	460
17616-87J00	REC17616-87J00	468-481-486	31100-95600	PH130-0060	457	37830-95000	REC37830-89E03	460
17670-90J20	REC17670-90J20	468	31100-95601	PH130-0060	457	38100-87D00	REC38100-87E10-OED	461
17670-91J00	REC17670-91J01	468	31100-95D00	PH130-0060	457	38100-87D01-02M	REC38100-87E10-OED	461
17670-91J01	REC17670-91J01	468	31100-95J00	PH130-0077	457	38100-87D01-0ED	REC38100-87E10-OED	461
17670-93962	REC17670-93962	468	31100-95J01	PH130-0077	457	38100-87D02H	REC38100-87E10-OED	461
17670-93J00	REC67F-12411-01	468	31100-96310	PH130-0006	457	38100-87D0IT	REC38100-87E10-OED	461
17670-94402	REC17670-94402	468	31100-96311	PH130-0006	457	38100-87D10-0ED	PH200-T024	462
17670-94J00	REC17670-94J01	468	31100-96J00	PH130-0078	458	38100-87D10-0IT	PH200-T024	462
17670-94J01	REC17670-94J01	468	31100-96J01	PH130-0078	458	38100-87D10-35J	PH200-T024	462
17685-87D00	REC17685-87D10	486-488	31100-98L00	PH130-0078	458	38100-87E10-0ED	REC38100-87E10-OED	461
17685-87D10	REC17685-87D10	481-486-488	31100-98L10	PH130-0078	458	38100-87E20-0ED	PH200-T024	462
17693-95J00	REC17693-95J00	485	31800-94400	REC89-825096T01	458	38100-87J11	PH200-T046	462
1770-90J10	REC17670-90J10	468	31800-94401	REC89-825096T01	458	38100-87J20	PH200-T046	462
17822-90J00	REC09401-11425	443	32140-93900	REC32140-93900	455	38100-87J0EP	REC38100-87J00	462
17822-90J00	REC09401-11425BULK	443	32140-94400	REC32140-94400	455	38100-87L00	REC36120-ZY9-003	462
17913-93J00	REC17913-93J00	469	32140-96310	REC32140-96310	455	38100-87L01	REC36120-ZY9-003	462
17914-93J00	REC17914-93J00	469	32800-38F10	REC32800-38F10	458-459	38100-87L02	REC36120-ZY9-003	462
17914-93JL0	REC17914-93J00	469	32800-87J10	REC32800-87J10	459	38100-87L03	REC36120-ZY9-003	462
18137-52D00	REC18137-52D00	452-454	32800-87L00	REC32800-87L00	459	38100-88L00	REC36120-ZW4-H12	462
18137-87L01	REC18137-87L01	452-454	32800-88L00	REC32800-88L00	459	38100-88L11	REC36120-ZW4-H12	462
18137-88L01	REC18137-88L01	452-454	32800-89J00	REC32800-89J00	459	38100-88L12	REC36120-ZW4-H12	462
18137-93J00	REC18137-93J00	452-454	32800-89J10	REC32800-89J11	459	38100-90J30	REC36120-ZY6-013	462
18590-58M00	REC18590-58M00	452-454	32800-89J11	REC32800-89J11	459	38100-90J40	REC36120-ZY6-013	462
18590-68H00	REC18590-68H00	452-454	32800-89L00	REC32800-89L01	459	38100-92E00-OED	PH200-T024	462
18590-72F21	REC18590-72F21	452-454	32800-89L01	REC32800-89L01	459	38100-92J01	REC38100-96J00	461
23211-94401	REC23211-94401	523	32800-89L01	REC32800-89L01	459	38100-92J02	REC38100-96J00	461
23311-95DL0	REC23311-95DL0	520	32800-92E20	REC32800-92E20	459	38100-92J10	REC38100-96J00	461
25222-93901	REC25222-93901	520	32800-93J01	REC32800-93J03	459	38100-92J12	REC38100-96J00	461
25222-96300	REC25222-96300	520	32800-93J02	REC32800-93J03	459	38100-93J02	REC38100-96J00	461
25700-87D00	REC25700-87D00	519-520	32800-93J03	REC32800-93J03	459	38100-93J11	REC36120-ZY6-013	462
25700-87E00	REC25700-87E00	519-520	32800-93J03	REC32800-93J03	459	38100-93J13	REC36120-ZY6-013	462
25700-87L00	REC25700-87L00	513-519-520	32800-94J10	REC32800-94J11	458	38100-96J00	REC38100-96J00	461
25700-88400	REC25700-88L00	519	32800-94J11	REC32800-94J11	458	38100-96J01	REC38100-96J00	461
25700-88L00	REC25700-88L00	509-511-520	32800-94J11	REC32800-94J11	458	38100-97E00-OED	REC38100-97E00-OED	462
25700-90J01	REC25700-90J01	515-520	32800-95D01	REC32800-95D01	458	38100-99E01-00	REC38100-99E01-OEP	462
25700-92J00	REC25700-92J00	515-516-519-520	32800-95D01	REC32800-95D01	458	38100-99E01-0ED	REC38100-99E01-OEP	462
25700-93J00	REC25700-93J00	517-519-520	32800-95D01	REC32800-95D01	458	38100-99E01-0EP	REC38100-99E01-OEP	462
25700-93L00	REC25700-93L00	518-519-520	32800-98J01	REC32800-98J01	459	38410-89J00	REC89-825096T01	458
25700-94400	REC25700-88L00	519	32800-95720	REC32800-95D01	458	38410-94550	REC89-825096T01	458
25700-94500	REC25700-94500	520	32800-95D00	REC32800-95D01	458	38410-94551	REC89-825096T01	458
25700-94700	REC25700-94700	519-520	32800-95D01	REC32800-95D01	458-459	38860-76F01	REC38860-76F01	460
			32800-98J01	REC32800-98J01	459			

R.O. / OEM	REF		R.O. / OEM	REF		R.O. / OEM	REF	
41810-87D00	TEN01203	479	55320-98600	TEN01207	478	57521-96311	REC57521-96312	526
41810-98500	CM5033167	439	55321-87J00	CM55321-87J00	476-497-501-511	57521-96312	REC57521-96312	526
41811-98500	CM41811-98500	476-501	55321-87J00	CM55321-87J00A	476	57521-96312	REC57521-96312	531
41811-98500	TEN01210/1	478	55321-87J00	TEN01213	478	57521-99J10	REC57521-99J10	503
43211-87JL0	REC43211-87JL0	466	55321-87J00	TEN01213	479	57610-93901	REC57610-93901	501-531
43211-94401	REC43211-87JL0	466	55321-87J01	CM55321-87J00	476-479-499-503	57610-94402	REC57610-94402	509-511
43211-94401	REC43211-94401	466	55321-87J01	CM55321-87J00A	476	57610-96311	REC57610-96311	505-507
43711-97E00	REC43711-97E11	466	55321-87J01	CM55321-87J00A	439-440-441	57621-87J00	REC57621-94403	522
43711-97E11	REC43711-97E11	466	55321-87J01	TEN01213	478	57621-87J01	REC57621-94403	522
48500-95550-OED	PH200-T027	461	55321-87J01	TEN01213	478	57621-87J02	REC57621-94403	522
48500-95680-OED	PH200-T027	461	55321-90J01	CM55321-90J01	477-512-515-516	57621-87J03	REC57621-94403	509-511-522
48503-93J10	REC48503-93J12	462	55321-90J01	CM55321-90J01A	477	57621-91L10	REC57621-91L10	522
48503-93J12	REC48503-93J12	462	55321-90J01	TEN01212	478	57621-94400	REC57621-94403	522
48503-94900-OED	REC48503-93J12	462	55321-90J01	CM55321-93900	501	57621-94403	REC57621-94403	522-531
48600-94511-OED	REC18-6865	462	55321-93900	TEN01206	478	57621-96300	REC57621-91L10	522
48630-92J00	REC48630-92J00	463	55321-93900	REC09116-06094	479	57621-96310	REC57621-91L10	522
48630-93J00	REC48630-93J00	463	55321-94502	TEN01209	479	57630-92E00	REC57630-92E00	517-518-531
48630-94900	REC48630-94900	463	55321-94900	REC09116-06121	479	57630-94300	REC57630-94300	511-531
48630-96J00	REC48630-96J00	463	55321-95500	TEN01207	478	57630-94301	REC57630-94300	509-531
48630-96J01	REC48630-96J03	463	56120-90L00-OEP	REC56120-93900	521	57630-94500	REC57630-94500	512-531
48630-96J02	REC48630-96J03	463	56120-90L01-OEP	REC56120-93900	521	57630-96300	REC57630-96300	505-507-531
48630-96J03	REC48630-96J03	463	56120-90L02-OEP	REC56120-93900	521	57631-93901	REC57631-93901	499-501-503-523
48630-98L00	REC48630-98L01	463	56120-93900-002M	REC56120-93900	521	57631-94700	REC57631-95303	523
48630-98L01	REC48630-98L01	463	56120-93900-OEP	REC56120-93900	521	57631-95301	REC57631-95303	523
51123-87L00	REC51123-87L00	482-486	56120-93901-OEP	REC56120-93900	521	57631-95302	REC57631-95303	523
51123-93J00	REC51123-93J00	485	56120-93901-OEP	REC56120-93900	501	57631-95303	REC57631-95303	509-511-523
51142-93J00	REC51142-93J00	485	56120-93901-OEP	REC56120-93900	501	57631-96301	REC57631-96301	507-523
51211-87J00	REC51211-87J00	481-484	56120-93901-OEP	REC56120-93900	531	57632-93902	REC57632-94J00	501
51211-87L00	REC51211-87L10	482-484	56120-94321-OEP	REC56120-94321-OEP	509-511-521	57632-94J00	REC57632-94J00	499-503-532
51211-87L10	REC51211-87L10	482-484	56120-96332-OEP	REC56120-96332-OEP	505-507-521	57632-97L00	REC57632-97L00	503-522
51211-90J00	REC51211-90J10	484	56130-94411-OEP	REC56130-94413-OEP	472	57632-98500	REC57632-97L00	522
51211-90J01	REC51211-90J10	484	56130-94413-OEP	REC56130-94413-OEP	472	57632-98501	REC57632-97L00	497-522
51211-90J02	REC51211-90J10	484	56130-96320-OEP	REC56130-96331-OEP	472	57633-93900	REC57633-93901	532
51211-90J10	REC51211-90J10	484	56130-96331-OEP	REC56130-96331-OEP	472	57633-93901	REC57633-93901	499-501-503-532
51211-90J21	REC51211-90J2	484	57100-93902	REC57100-93902	501	57634-88L00	REC57634-88L00	509-511-522
51211-90J22	REC51211-90J2	484	57100-93902	REC57100-93902	531	58100-89L00-019	SOL4111-093-07A	528
51211-93J00	REC51211-93J00	484	57110-92L10	REC57110-94411	531	58100-89L20-019	SOL4111-093-09A	528
52113-93901	REC52113-93910	495	57110-93912	REC57110-93912	531	58100-89L50-019	SOL4111-093-12A	528
52113-96304	REC52113-96330	495	57110-94441	REC57110-94441	531	58100-89L60-019	SOL4111-093-10A	528
52331-87L00	REC52331-87L00	482-494	57292-94300	PAGB/T896-6	466	58100-89L70-019	SOL4111-093-11A	528
55120-87801	TEN01211	478	57310-93850	REC57310-93902	526	58100-90J00-019	SOL3411-139-17	528
55122-88L00	REC55122-94400	473-511	57310-94401	REC57310-94400	526	58100-90J00-019	SOL3413-138-17	528
55125-87801	CM55125-87D00	477	57311-90L00	REC57311-93910	525	58100-90J00-019	SOL3451-139-17	528
55125-87801	CM55125-87D00A	477	57311-91J00	REC57311-98600	497	58100-90J10-019	SOL3411-139-19	528
55125-87D00	TEN01211	478	57311-91L00	REC57311-96311	525	58100-90J10-019	SOL3413-138-19	528
55125-87E01	CM55125-95500	477	57311-91L00	REC57311-96311	531	58100-90J10-019	SOL3451-139-19	528
55125-87E01	CM55125-95500A	477	57311-93901	REC57311-93901	525	58100-90J10-019	SOL3411-139-21	528
55125-90J01	TEN01215	478-512-513-515-516	57311-93901	REC57311-93901	531	58100-90J20-019	SOL3411-139-21	528
55125-94400	CM55125-94400	511	57311-93910	REC57311-93910	501-525	58100-90J20-019	SOL3451-139-21	528
55125-94502	CM55125-94502	477	57311-93910	REC57311-93910	525	58100-90J22-019	SOL3451-139-23	528
55125-94502	TEN01209	479	57311-94401	REC57311-94402	525	58100-90J40-019	SOL3413-138-15	528
55125-95301	CM55125-95301A	477	57311-94402	REC57311-94402	531	58100-90L41-019	SOL4111-093-08A	528
55125-95301	TEN01201	478	57311-94402	REC57311-94402	525	58100-94302-019	SOL4311-121-09	528
55125-95500	CM55125-95500	509	57311-96310	REC57311-96311	525	58100-94313-019	SOL4311-116-13	528
55125-96310	CM55125-96310	477-505-507	57311-96311	REC57311-96311	525	58100-94500-019	SOL4411-135-15	528
55125-96310	CM55125-96310A	477	57311-96320	REC57311-96320	505-507-531	58100-94500-019	SOL4413-130-15	528
55125-96310	TEN01200	478	57311-96320	REC57311-96320	503	58100-94500-019	SOL4431-135-15	528
55125-98J00	TEN01215	517	57311-97J10	REC57311-99J10	531	58100-94512-019	SOL4411-133-17	528
55128-93J00	REC55128-93J10	521	57311-98400	REC57311-98400	525	58100-94512-019	SOL4413-128-17	528
55128-93J10	REC55128-93J10	517-521	57311-98600	REC57311-98600	525	58100-94512-019	SOL4431-133-17	528
55300-95500	CM55300-95500	476-499-501-507-509-511	57311-98601	REC57311-98600	525	58100-94522-019	SOL4411-130-19	528
55300-95500	CM55300-95500A	476	57311-99J10	REC57311-99J10	499-525	58100-94522-019	SOL4413-125-19	528
55300-95500	TEN01208	478	57510-89J00	REC57510-89J00	505-507-525	58100-94522-019	SOL4431-130-19	528
55320-93900	CM55125-87D00	477	57510-90L00	REC57510-93910	525	58100-94522-019	SOL4431-130-21	528
55320-93900	CM55125-87D00A	477	57510-91J00	REC57510-91J00	497-525	58100-94532-019	SOL4411-130-21	528
55320-93900	CM55321-93900	477	57510-91L00	REC57510-89J00	525-531	58100-94532-019	SOL4413-125-21	528
55320-93900	CM55321-93900A	477	57510-93902	REC57510-93902	525	58100-94532-019	SOL4431-130-21	528
55320-94900	CM55321-94900	476	57510-93902	REC57510-93902	531	58100-94554-019	SOL4431-135-15	528
55320-94900	CM55321-94900A	441	57510-93910	REC57510-93910	501-525	58100-94561-019	SOL4431-130-19	528
55320-94900	CM55321-94900A	476	57510-93910	REC57510-93910	531-532	58100-94571-019	SOL4431-130-21	528
55320-94900	TEN01214	478	57510-94400	REC57510-94402	525	58100-94581-019	SOL4431-133-17	528
55320-94900	TEN01214AL	478	57510-94401	REC57510-94402	525	58100-95212-019	SOL4311-120-10	528
55320-95310	CM55320-95310	476	57510-94402	REC57510-94402	525	58100-95222-019	SOL4311-118-11	528
55320-95310	CM55320-95310A	476	57510-94402	REC57510-94402	531	58100-95353-019	SOL4311-116-14	528
55320-95310	TEN01204	478	57510-98600	REC57510-91J00	525	58100-95363-019	SOL4311-110-15	528
55320-95310	TEN01204AL	478	57510-98610	REC57510-91J00	525	58100-95393-019	SOL4311-116-12	528
55320-95311	CM55320-95310	517	57510-98611	REC57510-91J00	525	58100-95511-019	SOL2431-135-15	528
55320-98311	TEN01204	478	57510-99J10	REC57510-99J11	503	58100-95521-019	SOL2431-133-17	528
55320-98311	TEN01204AL	478	57521-89J00	REC57521-89J00	505-507-526-531	58100-95530-019	SOL2431-130-19	528
55320-98400	CM55320-98400	476	57521-90L00	REC57521-93910	526	58100-95D00-019	SOL4211-100-14	528
55320-98400	CM55320-98400A	476	57521-91J00	REC57521-91J00	497-526	58100-96410-019	SOL4211-110-09	528
55320-98400	TEN01210	478	57521-93902	REC57521-93902	526	58100-96420-019	SOL4211-105-11	528
55320-98600	CM55320-98600	477	57521-93902	REC57521-93902	531	58100-96430-019	SOL4211-103-12	528
55320-98600	CM55320-98600A	477	57521-93910	REC57521-93910	501-526-531	58100-96440-019	SOL4211-101-13	528
55320-98600	TEN01202	478	57521-94400	REC57521-94400	526	58100-96460-019	SOL4211-100-15	528
			57521-94400	REC57521-94400	531	58110-91JN0-019	SOL4011-079-07S	497-528



R.O. / OEM	REF		R.O. / OEM	REF	
58200-87D01-019	SOL4513-145-17	529	94702-00372	NGKCR6HSB	64-173-179
58200-87D01-019	SOL4551-148-18	529	94702-00372-00	NGKCR6HS	108
58200-87D02-019	SOL4552-148-18	529	94702-00391	NGKLF5A-11	69-70-71-72-209-211
58200-87D11-019	SOL4513-143-19	529	94702-00391-00	NGKLF5A-11	108
58200-87D11-019	SOL4551-148-20	529	94702-00400	NGKLF6A-11	70-72-73-213-214
58200-87D12-019	SOL4552-148-20	529	94702-00400-00	NGKLF6A-11	108
58200-87D21-019	SOL4513-140-21	529	94702-00409	NGKCR9EB	108
58200-87D21-019	SOL4551-143-22	529	94702-00418	NGKDPR6EB-9	65-66-67-68-69-187-195-201-203
58200-87D22-019	SOL4552-143-22	529	94702-00418-00	NGKDPR6EB-9	108
58200-87D61-019	SOL4511-150-15	529	990A0-01E81-01Q	REC80W90U3	450
58200-87D61-019	SOL4513-148-15	529	990A0-01E81-05Q	REC80W90U6	450
58200-87D61-019	SOL4551-148-16	529	990C0-01E30-GLN	REC10W40U3	450
58200-87D62-019	SOL4552-148-16	529	990C0-01E30-GLN	REC10W40U6	450
59178-97J00	REC59178-97J00	439-440-499-503-521	990C0-10W40-1GL	REC10W40U3	450
63610-89E01-000	REC63610-89E01	467	990C0-10W40-1GL	REC10W40U6	450
63610-91J00	REC63610-91J20	467	990C0-10W40-1GL	REC10W40U3	450
63610-91J01	REC63610-91J20	467	990C0-10W40-GAL	REC10W40U3	450
63610-91J03	REC63610-91J20	467	990C0-10W40-GAL	REC10W40U6	450
63610-91J04	REC63610-91J20	467	990C0-10W40-GLN	REC10W40U3	450
63610-91J20	REC63610-91J20	467	990C0-10W40-GLN	REC10W40U6	450
63610-93501-000	REC63610-93501	467	99105-00100-16P	SOL4431-135-15	528
63610-94402-000	REC63610-94402	467	99105-00100-18P	SOL4431-133-17	528
63610-96302-000	REC63610-96302	467	99105-00100-20P	SOL4431-130-19	528
63610-96321-000	REC63610-96321-000	467	99105-00100-22P	SOL4431-130-21	528
65720-94403	GS31039	444	99105-00200-16P	SOL4511-150-15	529
65720-94411	GS31038	444	99105-00200-16P	SOL4551-148-16	529
65720-98500	REC65720-98520	443	99105-00200-18P	SOL4511-148-17	529
65720-98501	REC65720-98520	443	99105-00200-18P	SOL4511-155-17	529
65720-98502	REC65720-98520	443	99105-00200-18P	SOL4551-148-18	529
65720-98520	REC65720-98520	443	99105-00200-20P	SOL4511-145-19	529
65720-98521	REC65720-98520	443	99105-00200-20P	SOL4511-153-19	529
65720-985L1	REC65720-98520	443	99105-00200-20P	SOL4551-148-20	529
65720-986A0	REC65720-986L0	443	99105-00200-22P	SOL4511-143-21	529
65720-986B0	REC65720-986L0	443	99105-00200-22P	SOL4511-153-21	529
65720-986L0	REC65720-986L0	443	99105-00200-22P	SOL4551-143-22	529
65740-95D00	GS31070	444	99105-00200-24P	SOL4511-142-23	529
65740-99100	GS31037	444	99105-00200-24P	SOL4551-140-24	529
65750-89J11	GS31089	444	99105-0020L-16P	SOL4512-150-15	529
65750-94401	REC65750-94404	443	99105-0020L-16P	SOL4552-148-16	529
65750-94402	REC65750-94404	443	99105-0020L-18P	SOL4512-148-17	529
65750-94403	REC65750-94404	443	99105-0020L-18P	SOL4552-148-18	529
65750-94404	REC65750-94404	443	99105-0020L-20P	SOL4512-145-19	529
65750-95500	GS31071	444	99105-0020L-20P	SOL4552-148-20	529
65750-95500	GS31072	444	99105-0020L-22P	SOL4512-143-21	529
65750-98505	GS31035	444	99105-0020L-22P	SOL4552-143-22	529
65750-98505	GS31036	444	99105-0020L-24P	SOL4512-142-23	529
65770-93J12	GS31095	442	99105-0020L-24P	SOL4552-140-24	529
65770-95504	GS31090	442	99105-00700-18P	SOL3451-139-17	528
65900-98J00	REC90794-46866	446	99105-00700-20P	SOL3451-139-19	528
65910-98J00	REC90794-46868	446	99105-00700-22P	SOL3451-139-21	528
67200-88L00	REC67200-88L00	465	99105-00700-24P	SOL3451-139-23	528
67200-88L10	REC67200-88L10	465	99105-0070L-18P	SOL3452-139-17	528
67200-91J00	REC67200-94J20	464	99105-0070L-20P	SOL3452-139-19	528
67200-91J01	REC67200-94J20	464	99105-0070L-22P	SOL3452-139-21	528
67200-91J04	REC67200-94J20	464	99105-11002-008	PRE3300C08	467
67200-93J00	REC67200-93J51	464	99105-11002-009	PRE3300C09	467
67200-93J01	REC67200-93J51	464	99105-11002-010	PRE3300C10	467
67200-93J02	REC67200-93J51	464	99105-11002-011	PRE3300C11	467
67200-93J03	REC67200-93J51	464	99105-11002-012	PRE3300C12	467
67200-93J04	REC67200-93J51	464	99105-11002-013	PRE3300C13	467
67200-93J06	REC67200-93J51	464	99105-11002-014	PRE3300C14	467
67200-93J12	REC67200-88L00	465	99105-11002-015	PRE3300C15	467
67200-93J13	REC67200-88L00	465	99105-11002-016	PRE3300C16	467
67200-93J15	REC67200-88L10	465	99105-11002-017	PRE3300C17	467
67200-93J50	REC67200-93J51	464	99105-11002-018	PRE3300C18	467
67200-93J51	REC67200-93J51	464	99105-11002-019	PRE3300C19	467
67200-94J20	REC67200-94J20	464	99105-11002-020	PRE3300C20	467
67200-99E10-0EP	REC67200-99E56	464	99105-11002-021	PRE3300C21	467
67200-99E30-0EP	REC67200-99E56	464	99105-11002-022	PRE3300C22	467
67200-99E50	REC67200-99E56	464	99105-11002-023	PRE3300C23	467
67200-99E51	REC67200-99E56	464	99105-11002-024	PRE3300C24	467
67200-99E56	REC67200-99E56	464	99105-11002-025	PRE3300C25	467
67256-95600	PAF15-13010010W	466	99105-11002-026	PRE3300C26	467
67275-95600	PAF25-07000007W	466	99105-11002-027	PRE3300C27	467
90171-18M04	REC90171-18M04	518	99105-11002-028	PRE3300C28	467
92800-94610	REC32800-94620	458	99105-11002-029	PRE3300C29	467
94701-00282	NGKCR6HS	181	99105-11002-030	PRE3300C30	467
94701-00282-00	NGKCR6HS	108	99105-20003	RACRK22628	447
94701-00300-00	NGKCR5HSB	108	99105-20005	LENS3227	446
94701-00309-00	NGKBR9HS-10	108	99105-20005	RACS3227	446
94701-00375	NGKDPR6EA-9	65-66-67-68-197-207	99105-20005-ASY	RAC490R-RAC-01	446
94701-00375	NGKDPR7EA-9	185-191			
94701-00375-00	NGKDPR6EA-9	108			
94701-00406-00	NGKDPR5EA-9	69-108			
94702-00247-00	NGKBR8HS-10	108			
94702-00271	NGKBR8HS-10	247-456			
94702-00309	NGKBR9HS-10	245			

## BARCELONA

Jocelyn Bell, 26  
Pol. Ca n'Alemanya  
08840 Viladecans (Barcelona)  
Tel. 902 10 85 85 - 93 633 34 80  
Fax 93 662 66 59

International  
phone: (+34) 93 662 66 55  
Fax (+34) 93 662 66 59

info@recambiosmarinos.es  
www.recambiosmarinos.es

## GIRONA

C/ Gironés, 5  
Pol. Ind. El Plà  
17486 Castelló d'Empúries (Girona)  
Tel. (+34) 972 158 809

girona@recmar.es

## CANARIAS

Laura Grote de la Puerta, 3, Nave 5  
Pol. Industrial El Mayorazgo  
38110 Santa Cruz de Tenerife  
Tel. (+34) 922 621 499

canarias@recmar.es

## ITALIA

RECMAR SRL  
Via Israele 10 H  
Zona Industriale Settore 7  
07026 Olbia (OT)

Tel. (+39) 0789 51962  
Fax (+39) 0789 600177  
sales@recmar.it