



Repower Product Guide



EMEA Edition
2022

The Quicksilver 4-Stroke Lineup Has You Covered

All New 4-Stroke Oil Technology

Brand-new 4-Stroke oil formulations provide the best protection and performance for all your marine engine needs and applications. Whether participating in high-performance racing, fishing with your Mercury engine, cruising with your Yamaha engine or riding the waves with your personal watercraft — with Quicksilver you can trust you're getting the best experience on the water.

3 Things to Know:

For Use in All 4-Stroke Marine Engines

Exceeds all marine industry 4-Stroke oil requirements, including FC-W® and FC-W® Catalyst Compatible. *See product photos for commonly recommended applications. Always refer to the owner's manual for specific model oil weight specifications.

Superior Corrosion Protection

- Industry-leading strength and viscosity retention
- Ultimate corrosion and wear protection
- 4-Stroke oil formula additives offer superior corrosion performance in damp environments as compared to passenger-car motor oil.



Photo shows NMMA FC-W Corrosion Test performance on Mercury cylinder strips.

The Most Recommended Marine Oil

Quicksilver is a trusted marine brand, delivering superior engine performance since 1950. Quicksilver oils are expertly engineered and rigorously tested in harsh marine environments.



10W-30 Mineral
• Mercury
• Yamaha
• Honda

10W-40 Mineral
• Suzuki
• Volvo
• Yamaha PWC

25W-40 Mineral
• Mercury

1 Litre

4 Litres

60 / 208 Litres

	1 Litre	4 Litres	60 / 208 Litres
10W-30 Mineral Mercury, Yamaha, Honda	8M0086220	8M0086221	8M0165791 (60L) 8M0086222 (208L)
10W-30 Synthetic Blend Mercury, Yamaha, Honda	8M0152563	8M0152564	8M0152565 (208L)
10W-30 Full Synthetic Mercury	8M0180936	8M0180937	8M0180938 (208L)
25W-40 Mineral Mercury	8M0086223	8M0086224	8M0127974 (60L) 8M0086225 (208L)
25W-40 Synthetic Blend Mercury	8M0086226	8M0086227	8M0165792 (60L) 8M0086228 (208L)
10W-40 Mineral Suzuki, Volvo, Yamaha PWC	8M0180933	8M0180934	8M0180935 (208L)
High Performance 25W-50 Synthetic Blend Mercury and race applications	8M0096256	858Q84QE1	858119QE1 (208L)



Quicksilver Grease Product Line

Quicksilver Grease provides better rust and corrosion protection for various boat, automotive and powersport applications. It also provides better wear protection in high temperature, high load applications. For the user's convenience, we've made a grease application chart for many common uses.

2-4-C Marine Grease



2-4-C Marine Grease
 • Better wear protection
 • Compatible with other greases

Marine Application	Steering systems/ cable, linkages	Throttle & shift cables & linkages	Remote controls	Prop shafts	Swivel pins	Tilt lock mechanism/ tilt tube	Hinge pins	Wheel Bearings
Outboard	✓	✓	✓	✓	✓	✓		
Stern Drive	✓	✓	✓	✓	✓		✓	
Boat Trailers								✓

Extreme Grease

Marine Application	Drive shaft splines (engine couplers)	Gimbal bearings	U-Joints
Outboard	✓		
Stern Drive	✓	✓	✓

Extreme Grease
 • Superior rust and corrosion protection
 • Won't break down under high heat



Other Applications	Steering systems/ cable, linkages	Throttle & shift cables & linkages	Drive shaft splines	U-joints	Suspension systems	Chassis	Ball joints	Disc brakes & ABS applications	Camper wheel bearings	Utility trailer wheel bearings
ATV/UTV	✓	✓		✓	✓	✓		✓		
Motorcycles	✓	✓		✓	✓	✓		✓		
Snowmobiles	✓	✓			✓			✓		
Trailers					✓				✓	✓
Auto		✓	✓	✓	✓	✓	✓	✓		

Other Grease & Accessories



Assembly Grease
 • Use to protect newly repaired or rebuilt engines.
 • Will not contaminate engine lubricants and dissolves completely after initial engine start up.
 • Conveniently packaged in 1 lb tubs

Part Number	Product Description
8M0181416	2-4-C Marine Lubricant & Grease Gun - 3 oz. Cartridge @ 4
8M0133902	2-4-C Marine Lubricant - 3 oz. Cartridges - 3-pack @ 10
8M0121966	2-4-C Marine Lubricant - 8 oz. Tube @ 12
8M0133904	2-4-C Marine Lubricant - 14 oz. Cartridge @ 4
8M0133985	Assembly Grease - 16 oz. Tub @ 4
8M0133987	Extreme Grease - 3 oz. Cartridges - 3 Pack @ 10
8M0133989	Extreme Grease - 8 oz. Tube @ 12
8M0133991	Extreme Grease - 14 oz. Cartridge @ 4
8235061	Silicone Dielectric Compound - 8 oz.
30500	Grease Gun (Plunger Type) for 8 oz. Tube - @ 5
37299Q2	Grease Gun (Pistol Grip) for 8 oz. Tube - @ 4
74057Q6	Grease Gun for 3 oz. Cartridge

For more information on Quicksilver Oil Filters and other top-performing marine parts, go to www.quicksilver-products.com



TABLE OF CONTENTS

<p>225 - 300 ProXS Dressed Powerheads 1</p> <p>2-Stroke Fully Dressed Powerheads 2</p> <p>4-Stroke Dressed Powerheads 3</p> <p>Fully Dressed Powerhead Cross Reference Chart 5</p> <p>Outboard Gearcase 13</p> <p>Outboard Gearcases - New 14</p> <p style="padding-left: 20px;">Mercury, Mariner 3-Cylinder (70, 75, 80, 90 HP) . . . 14</p> <p style="padding-left: 20px;">Mercury, Mariner V-6 14</p> <p style="padding-left: 20px;">Mercury 150 Hp 4-Stroke Outboard Gearcases . . . 16</p> <p style="padding-left: 20px;">Mercury 40-60 Hp 4-Stroke Outboard Bigfoot Gearcases 15</p> <p style="padding-left: 20px;">Mercury 75, 90 & 115 Hp 4-Stroke Outboard Gearcases 15</p> <p style="padding-left: 20px;">Mercury Mariner 4-Cylinder (100, 115, 125 HP) . . . 14</p> <p style="padding-left: 20px;">Outboard Gearcase-New 14</p> <p style="padding-left: 20px;">Verado 135-200 L4 Outboard Gearcases 16</p> <p style="padding-left: 20px;">Verado 200-275 L6 Outboard Gearcases 16</p> <p style="padding-left: 20px;">Verado 300 L6 Outboard Gearcases 16</p> <p>Outboard Powerhead Cross Reference Chart 9</p> <p style="padding-left: 20px;">Outboard Powerhead Cross Reference Chart . . . 9</p> <p>Remanufactured 2-Stroke Outboard Powerheads 6</p> <p style="padding-left: 20px;">2.5 Liter Powerhead, Mercury/Mariner 6</p> <p style="padding-left: 20px;">3.0 Liter Powerhead, Mercury/Mariner 6</p> <p style="padding-left: 20px;">3-Cylinder Powerhead, Mercury/Mariner 6</p> <p style="padding-left: 20px;">4-Cylinder Powerhead, Mercury/Mariner 6</p> <p>Remanufactured FourStroke Outboard Powerheads 7</p> <p style="padding-left: 20px;">115 EFI FourStroke Powerheads 7</p> <p style="padding-left: 20px;">150 EFI FourStroke Powerheads 7</p> <p style="padding-left: 20px;">75/90 EFI FourStroke Powerheads 7</p>	<p style="padding-left: 20px;">Verado Powerhead 8</p> <p>Remanufactured Verado Superchargers 12</p> <p>.040 in. (1 mm) Oversize Piston w/Rings Chart 68</p> <p>*NEW* Quicksilver Cylinder Heads 76</p> <p style="padding-left: 20px;">*NEW* Quicksilver Big Block V-8 Cylinder Heads . . 77</p> <p style="padding-left: 20px;">*NEW* Quicksilver Inline 4-Cylinder Heads 76</p> <p style="padding-left: 20px;">*NEW* Quicksilver Small Block V8-Cylinder Heads 76</p> <p style="padding-left: 20px;">*NEW* Quicksilver V6-Cylinder Heads 76</p> <p>3.0L/4.3L/350/540 Crate Engines 18</p> <p>Accessory Kits for Plus-Series Engines 35</p> <p style="padding-left: 20px;">10 Pin Boat Harness/instrument Harness 43</p> <p style="padding-left: 20px;">14-10 Pin Harness Adaptor 43</p> <p style="padding-left: 20px;">14-Pin Boat Harnesses w/Key Switch 44</p> <p style="padding-left: 20px;">Accessory Charts 48</p> <p style="padding-left: 20px;">Analog Gage Adapter Harnesses 44</p> <p style="padding-left: 20px;">Block Plugs - Dipstick Hole 35</p> <p style="padding-left: 20px;">Carburetor Wedge Kit 35</p> <p style="padding-left: 20px;">Closed Cooling Chart 42</p> <p style="padding-left: 20px;">Closed Cooling Kits 41</p> <p style="padding-left: 20px;">Crankshaft Spacer 35</p> <p style="padding-left: 20px;">Engine Covers 35</p> <p style="padding-left: 20px;">Engine Flush Kit 42</p> <p style="padding-left: 20px;">Engine Headers 36</p> <p style="padding-left: 20px;">Exhaust Manifold and Elbow Kits 36</p> <p style="padding-left: 20px;">Exhaust Riser Chart 39</p> <p style="padding-left: 20px;">Exhaust Riser Kits 37</p> <p style="padding-left: 20px;">Flame Arrestor 35</p> <p style="padding-left: 20px;">Hot Water Heater Fitting Kits 40</p> <p style="padding-left: 20px;">Module Kit 43</p> <p style="padding-left: 20px;">Plus Series Inboard to V-Drive Conversion Charts 43</p> <p style="padding-left: 20px;">Power Steering Kits 47</p> <p style="padding-left: 20px;">Power Trim Pump and Harnesses 46</p> <p style="padding-left: 20px;">Remote Oil Kit 40</p>
--	---

Shim Kit - Rear MCM Engine Mount	36	Intake and Exhaust Gasket Cross Reference Chart	96
SmartCraft Rigging	44	Longblock Cross Reference Charts	80
Transom Adapter / Sterndrive	47	MerCruiser "NEW" Diesel Longblocks	79
Transom Harness	43	MerCruiser *NEW* Cylinder Heads	75
Water Separating Fuel Filters	42	MerCruiser *NEW* Gasoline Longblocks	73
Corrosion - Look and Compare	108	MerCruiser Sterndrives - New	114
Cross Reference Charts	126	Driveshaft Housings - Basic	119
Driveshaft Housing Cross Reference Charts	127	Driveshaft Housings - Complete	118
Engine Longblock Cross Reference Charts	126	Gear Housings - Basic	121
Inboard Transmission Cross Reference Charts	128	Gear Housings - Complete	120
MerCruiser Gear Housing Cross Reference Chart	127	Sterndrives - Alpha One	114
Engine Break-In Procedures	107	Sterndrives - Alpha One Gen II	114
Engine Identification Sheet	103	Sterndrives - Bravo One	115
4.3L Engine Identification	103	Sterndrives - Bravo One (Classic)	115
5.0 / 5.7L Engine Identification	104	Sterndrives - Bravo One (SeaCore)	115
Big Block Engine Identification	105	Sterndrives - Bravo Three	117
Inboard Transmissions - New	124	Sterndrives - Bravo Three (Classic)	116
Borg Warner / Velvet Drive Direct-Across	124	Sterndrives - Bravo Three (SeaCore)	117
ZF/Hurth 45C Direct Across	124	Sterndrives - Bravo Two	116
ZF 68A Down-Angle Transmission Assemblies	124	Sterndrives - Bravo Two (Classic)	115
ZF 68V V-Drive Transmission Assemblies	124	Sterndrives - Bravo Two (SeaCore)	116
Inboard Transmissions - Reman	125	MerCruiser Transoms - New	123
Borg Warner / Velvet Drive Down-Angle -Reman	125	Transom Assembly - Alpha	123
ZF / Hurth 630A Down Angle Transmissions -Reman	125	Transom Assembly - Bravo	123
ZF / Hurth 630 V-Drive Transmissions -Reman	125	Transom Assembly - Bravo (SeaCore)	123
		Mercury Remanufacturing PLUS-SERIES Engines	32
		3.0L TKS - Engine Only	32
		350 MPI Alpha - Engine Only	32
		383 Mag Stroker - Engine Only	32
		4.3L Alpha 4V - Engine Only	32

Oil Priming Instructions	106	Quicksilver PLUS-SERIES Engines	29
Oversize Bearings and Valves Chart	69	3.0L TKS - Engine Only	29
Plus Series Engines	31	350 MPI Alpha - Engine Only	29
Plus Series Engines - Partially Dressed Engine Features	17	350 MPI Bravo - Engine Only	30
Propellers for Plus Series Engines	49	383 MPI FWC Bravo - Engine Only	30
3.0L Engines	51	Quicksilver Transom and Drives - NEW	111
350 Alpha Engines	52	Quicksilver Transom and Drives - NEW	113
350 MPI Bravo One	52	Quicksilver Sterndrives	113
350 MPI Bravo Three	53	Quicksilver Transom Assembly	113
357 Alpha Engines	54	Quicksilver Value Series Longblocks	70
357 Mag Bravo One	54	Reman Cylinder Heads - MerCruiser	74
357 Mag Bravo Three	55	V-6 Cylinder Heads	74
383 Mag Bravo One	56	V-8 Big-Block Cylinder Heads	74
383 Mag Bravo Three	57	V-8 Small-Block Cylinder Heads	74
383 Stroker Bravo One and Three	58	Reman International Longblock Assembly	65
4.3L Engines	51	4.3 Liter V-6 Longblock Assembly	65
496 HO -Bravo One and Three	60	5.7 Liter V-8 Longblock Assembly	65
496 MPI Bravo One X	59	6.2 Liter V-8 Longblock Assembly	66
496 MPI Bravo Three X	59	8.1 Liter 496 V-8 Longblock Assembly	67
540 Mag Bravo One X	61	Serial Tag Location	97
540 Mag Bravo Three X	62	Service Manuals for Plus Series	34
Wide Open Throttle - RPM	50	Sterndrive Available Gear Ratios	109
Pro-Series Longblock Features	64	Application Information Charts	129
Quicksilver Crate Engines	20	Alpha Repower	129
3.0L Crate Engine	20	Bravo Repower	130
350 MPI Bravo Crate Engine	20	Classic Mercruiser Drives	137
8.1L Crate Engine	20	Diesel DTS Rigging Accessories	146
Quicksilver Cylinder Head and Black-X Composite Valve Chart	78	Diesel Non-DTS Rigging Accessories	144
Quicksilver Plus Series Engines	22	Diesel Tier 3 Service Parts	148
3.0L Alpha TKS	25	Inboard Engines	131
350 MPI Alpha	26	Inboard Transmissions	133
350 MPI Bravo	27	MerCruiser Transoms	139
383 MPI Bravo FWC	28	New 2-Stroke Outboard Gearcases	141

New 4-Stroke Outboard Gearcases 142
New and Remanufactured Mercruiser Gearcases
and Driveshaft Housings 138
New Mercruiser Drives 135
Outboard Powerheads 140
Quicksilver Cylinder Heads 143
Quicksilver Gas Rigging Accessories 134
Volvo Engines 132
Zeus Gearcase Diesel Service Parts 150

PRODUCT INTRODUCTION

Repowering a boat provides the fastest way to get back on the water with the confidence of factory-backed protection. Mercury Marine leads the industry with the most comprehensive line-up of products. These are backed by a factory limited warranty & professional service support to maximize quality time spent on the water. Mercury's leadership comes from engaged people who deliver innovative products to provide the best products and support for repowering most recreational boats on a global scale. We organize our comprehensive portfolio into these brands of products:

- Mercury Outboards, Sterndrives and Inboards
- Quicksilver Engines
- Mercury & Quicksilver Remanufacturing

Mercury Outboards, Sterndrives and Inboards provide the latest technology with award winning products for new boats and repowering. These specialized products concentrate on supporting new technologies such as: Emissions Control Technology, Digital Throttle and Shift, Joystick Piloting, and advanced 4-Stroke engine designs integrated with new boat hulls to reduce NVH. These products are covered in other publications.

Quicksilver Engines. Since 2008, 100% new Quicksilver Engines have been available to repower legacy sterndrive and inboard gas engines. Presently, a wide portfolio of Plus Series, Crate Engines, Value Series longblocks, and Iron Cylinder Heads supports major repairs for all brands of legacy engines to repower classic boats.

Mercury Remanufacturing continues as more customers realize the everyday environmental benefits of "Re-Use" in the product lifecycle with the lineup of Plus Series engines.

Quicksilver Remanufacturing offers major assemblies at the highest quality and best value in the market today! No one provides as much included content to lower cost, maximize quality, and reduce the time it takes to get the job done. Quicksilver Remanufacturing specializes in premium: dressed outboard engines, 2-Stroke powerheads, and 4-Stroke longblocks.

Get your Customers back on the water faster with the assurance of a Mercury factory-backed limited warranty. Repowering offers a tremendous value to you and your customers with our products and services that stand unique in the marine industry for good reasons:

- ✓ World class products to repower most recreational boats
- ✓ The only Marine OEM who remanufactures
- ✓ Factory Warranty and Service Support
- ✓ Product available globally at thousands of dealers

Visit us at www.quicksilver-products.com or via Extranet for inventory, special promotions, seasonal programs, frequently asked questions, and much more!

REPOWER CONSIDERATIONS

Repower Considerations for Sterndrive & Inboard Boats

Customers look to their dealers to make the best recommendation, and what follows are some things for dealers to consider for recommending repower options to customers of recreational sterndrive and inboard boats.

Know the Boat & Propulsion System

- What is the boat: HIN, year, length, model, weight, and speed?
- What is the propulsion: make, model, year, HP, drive type, options, and technology?
- What is the present condition of the engine & propulsion system?
- Does the customer desire: price, performance, technology, HP, or model type?
- Where will the boat be used?
- Is the repower for a gas or diesel engine?
- Why is it in need of repower?

Know the Regulations – Spark Ignition Engines

- European Union
 - Began requiring ECT on new boats in 2017
 - Remanufactured engines can be non-ECT if used in boats built prior to 2017
 - All new engines require ECT regardless of when the boat was built

Know the Regulations – Diesel Engines

- Generally, a Tier 3 engine is required for new boats & repower in most regions
- Please be sure to check in on the regulations in your region from local authorities

Know When to Use the Various Product Families

- Gas & Diesel Engine Longblocks – New & Remanufactured
 - Benefits:
 - Lower upfront part cost
 - No impact to installation
 - No regulatory restrictions
 - Few boat application issues
 - Drawbacks:
 - High labor & time cost = lower shop productivity
 - May not fix real cause of failure if system not properly diagnosed
 - Reuses aged parts without factory warranty & leaves dealer liable for work
 - When to use:
 - When root causes of failure are known on an engine in otherwise excellent shape that doesn't require many extra parts to repair (for example--freeze damage)
 - Open service time in shop to tackle 15+ hour job
 - Newer engines with plentiful repair parts available
 - When not to use:
 - When an aged or corroded installation
 - Rapid turnaround time required
 - Questionable causes of failure such as melted pistons or repeated overheating
 - Engines without many available service parts

- **100% New Quicksilver Crate Gas Engines**
 - Benefits:
 - Flexible for many applications that otherwise have limited parts or options
 - New fuel and electrical components included reduce repeat failure issues at a value
 - No regulatory restrictions
 - Drawbacks:
 - Reuses aged exhaust and cooling system parts
 - When to use:
 - When upgrading power for carbureted V8 engine
 - Repairing installations where best to re-use exhaust system
 - When not to use:
 - Can't use to change/upgrade engine technology - can't go from carb to MPI
 - Not for engines older than 1986

- **Mercury Remanufactured Plus Series Gas Engines**
 - Benefits:
 - Moderate cost for a complete drop-in engine
 - Often presents a power upgrade & fuel economy boost
 - Increase shop productivity with rapid turnaround times
 - All parts of the engine assembly have factory limited warranty
 - Drawbacks:
 - Some people want new engines
 - Often requires re-propping boat
 - When to use:
 - Repower most classic boats with a quick installation
 - When not to use:
 - Regulations prevent use of non-ECT in newer boats

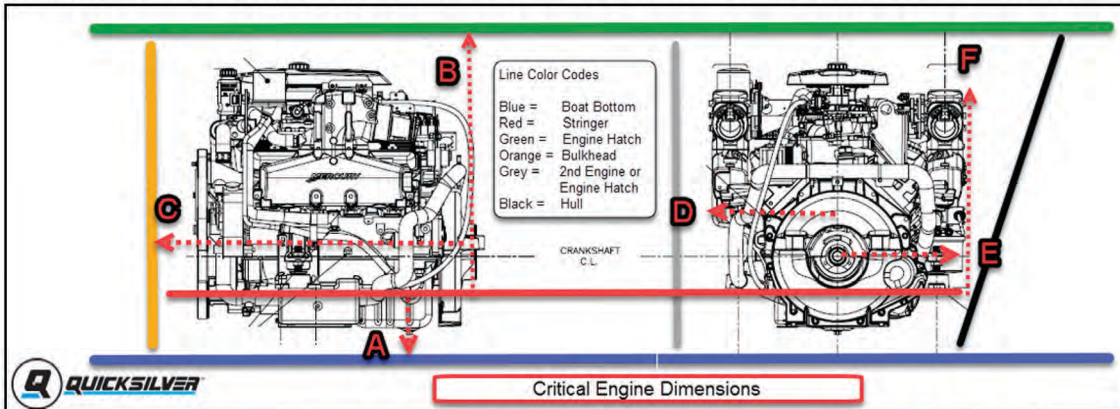
- **100% New Quicksilver Plus Series Gas Engines**
 - Benefits:
 - 100% new engine with factory warranty without the expense of ECT
 - Often presents a fuel economy boost versus aged engines
 - Drops in where old engine came out
 - Increase shop productivity with rapid turnaround times
 - When to use:
 - Repower most classic boats with a quick installation
 - When comprehensive warranty coverage is desired
 - Upgrade technology from carb to MPI with SmartCraft in most cases
 - When not to use:
 - Regulations prevent use of non-ECT in newer boats

- **New MerCruiser Gas & Diesel Engines**
 - Benefits:
 - New engine with many new technology features
 - Meets 4-Start with ECT or Tier3 emissions
 - Drawbacks:
 - May not fit into older boat hulls
 - When to use:
 - Repower most classic boats with a quick installation
 - When not to use:
 - Physical size, throttle control, exhaust, mounts, or wiring differences may not fit older boats

REPOWER CONSIDERATIONS

Check the Fit

If a sterndrive engine, you can use the table below to easily check the fit for every Mercury Remanufacturing, Quicksilver, & MerCruiser gas engine available. Just measure the 6 points **A to F** shown in the diagram below. The measurements are of the engine compartment, so it doesn't matter if there is an old engine in the boat. From there you can see if the engine you've selected is a good fit without having to pour over installation drawings. Inboards are more complex with a variety of installation angles, so please be sure to verify fit with an installation drawing. Please add 1/2" for clearance.



Critical Engine Dimensions

Model with Dimensions in mm	A	B	C	D	E	F
3.0L TKS Alpha	0	704	730	302	258	648
4.3L Alpha 4V	134	596	696	368	375	562
4.5L MPI Alpha/Bravo	150	638	721	389	399	609
357 Alpha/ Bravo & 383 4V Bravo	161	639	810	368	375	563
350 MPI Alpha/Bravo & 383 MPI Bravo	161	646	814	370	373	606
6.2L MPI Bravo - 300/350	150	671	867	389	399	609
496 & 496 HO Bravo	145	698	888	420	420	702
8.2 MPI Bravo - 380/430	153	705	858	422	422	711
540 Bravo 4V	181	680	871	415	415	690
Model with Dimensions in Inches	A	B	C	D	E	F
3.0L TKS Alpha	0.0	27.7	28.7	11.9	10.2	25.5
4.3L Alpha 4V	5.3	23.5	27.4	14.5	14.8	22.1
4.5L MPI Alpha/Bravo	5.9	25.1	28.4	15.3	15.7	24.0
357 Alpha/ Bravo & 383 4V Bravo	6.3	25.2	31.9	14.5	14.8	22.2
350 MPI Alpha/Bravo & 383 MPI Bravo	6.3	25.4	32.0	14.6	14.7	23.9
6.2L MPI Bravo - 300/350	5.9	26.4	34.1	15.3	15.7	24.0
496 & 496 HO Bravo	5.7	27.5	35.0	16.5	16.5	27.6
8.2 MPI Bravo - 380/430	6.0	27.8	33.8	16.6	16.6	28.0
540 Bravo 4V	7.1	26.8	34.3	16.3	16.3	27.2

WARRANTY STATEMENT

ONE YEAR STANDARD LIMITED
WARRANTY STATEMENT

Mercury and Quicksilver Remanufacturing Products and Accessories Limited Warranty
Europe, Middle-East and Africa

- A. **Mercury Marine** warrants each Remanufactured product and or accessory (not those made for high performance purposes) manufactured or sold by it to be free from defects in material and workmanship; but only when the consumer sale is made in the country to which distribution is authorized by us, and then only after the pre-delivery inspection process specified by **Mercury Marine** is completed and documented.
- B. The warranty shall remain in effect for a period of one year from the date of retail purchase.
- C. This warranty does not cover normally worn parts, adjustments, tune-ups, or damage caused by:
1) Neglect, lack of maintenance, accident, abnormal operation or improper installation or service;
2) Use of any product or accessory not manufactured or sold by us; 3) Operation with fuels, oil or lubricants which are not suitable for use with the products or accessories; 4) Participating in or preparing for racing or other competitive activity or operating with a racing type or modified lower unit; 5) Water entering engine cylinder(s) through exhaust system, carburetion, or fuel injection system; 6) Failure or damage caused by fuel deterioration or phase separation, fuel formulation, contamination, varnishing, or gumming.
- D. Our obligation under the warranty is limited to repairing a defective part, or refunding purchase price, or at our option replacing such part or parts with either new or **Mercury** factory certified remanufactured parts as shall be necessary to remedy defects in materials or workmanship as covered by this warranty. The repair or replacement of parts, or the performance of service, under this warranty, does not extend the period of this warranty beyond its original expiration date. We reserve the right to improve the design of any **Mercury and Quicksilver Remanufacturing** product or accessory without assuming any obligation to modify any **Mercury** product or accessory previously remanufactured.
- E. Claims shall be made under this warranty by delivering the product or accessory for inspection to a Mercury Marine dealer authorized to service the product. If purchaser cannot deliver product or accessory to such authorized dealer, he may give notice in writing to the company. We shall then arrange for the inspection and repair, provided such service is covered under this warranty. Purchaser shall pay for all related transportation charges and/or travel time. If the service is not covered by this warranty, purchaser shall pay for all related labor and materials, and any other expenses associated with that service. Any product or accessory shipped by purchaser for inspection or repair must be shipped with transportation charges prepaid. The purchaser must provide a valid invoice listing the product and/or accessory showing date of purchase from one of Mercury Marine's authorized dealers.
- F. Reasonable access must be provided to the product for warranty service. This warranty will not apply to: 1) Haul-out, launch, towing and storage charges; telephone or rental charges of any type, inconvenience, or loss of time or income; or other consequential damages; or 2) Removal and/or replacement of boat partitions or material because boat design for necessary access to the product.
- G. Parts which, upon inspection, have been found to be not failed or not required to complete repairs, or were replaced without proper authorization will be returned.

THE IMPLIED WARRANTIES OF MERCHANTABILITY AND FITNESS ARE EXPRESSLY
DISCLAIMED TO THE FULLEST EXTENT PERMITTED BY LAW.
TO THE EXTENT THAT THEY CANNOT BE DISCLAIMED, THE IMPLIED WARRANTIES ARE
LIMITED IN DURATION TO THE LIFE OF THE **Mercury and Quicksilver Remanufacturing**
LIMITED WARRANTIES. ALL INCIDENTAL AND CONSEQUENTIAL DAMAGES ARE
EXCLUDED FROM COVERAGE UNDER THIS WARRANTY.

WARRANTY PROCEDURE

Limited Warranty Procedure

- For limited warranty work and fulfillment, customers are encouraged to contact their selling dealer or nearest authorized Mercury/Mariner Service dealer concerning any product issues due to material or workmanship
- Registration, Retail Invoice & Pre-Delivery Inspection (PDI) forms
 - These documents are required for fulfillment of the limited warranty
 - Serialized products must be registered
 - Copies of the original invoice and PDI forms are acceptable as hardcopy, by fax, or in an electronic format
 - A proof of limited warranty statement offers the reminder that the invoice and PDI form are the required for limited warranty, but by itself does not fulfill these requirements
- Transfer of Coverage – The original retail invoice and PDI form are required for fulfillment of the limited warranty. Unexpired warranty coverage can be transferred from one recreational use customer to a subsequent recreational use customer with a copy of the original invoice and PDI form.
- If a product return is in order, the following should accompany any and all product returns to help provide timely processing of warranty claims:
 - A copy of the retail invoice
 - A copy of the PDI form
 - Warranty claim
- For product returns, all parts should be returned for full credit

ELIGIBILITY FOR LIMITED WARRANTY

Eligibility for Limited Warranty

IMPORTANT: When replacing a longblock, the following requirements must be met in order to ensure eligibility for the Limited Warranty.

- If the engine is equipped with an oil cooler, the oil cooler must be replaced in order to prevent the probability of a premature internal engine failure.

***NOTE:** If the cooler is not replaced, the longblock will not be eligible for warranty consideration. If an internal engine failure should occur that is eligible for warranty consideration, a copy of the invoice indicating the purchase of an original type OEM oil cooler is required.*
- All oil lines and oil filter adapters must be flushed with a clean solvent to eliminate the probability of bearing damage to the engine.
- Clean the intake manifold induction runners to ensure that they are free of debris.
- Replace or clean fuel system components (carburetor or injectors) to ensure proper operation. Verify fuel system pressures to ensure proper flow.
- Clean cooling system component passages to ensure that they are free of pieces of seawater pump impellers and other types of debris. Verify the condition of the thermostat housing, and install a new thermostat.
- Inspect exhaust system components.
 - Disassemble manifolds, risers, and elbows to ensure that gasket surfaces are flat and sealable.
 - Leak-test manifolds for internal leaks.
 - Use new gaskets in reassembly.
 - Verify the integrity of exhaust shutters for sterndrive applications.
- In the dress assembly process of a longblock, use new gaskets and o-rings as required.
- Refer to the appropriate Mercury MerCruiser Service Manual for proper assembly instructions and torque specifications.
- When replacing a transmission, the transmission oil cooler must also be replaced in order to prevent the probability of a premature transmission failure.

***NOTE:** A copy of the invoice for an oil cooler or transmission/cooler assembly is required for warranty authorization for the transmission. If the cooler has not been replaced, the transmission will not be eligible for warranty consideration.*
- Prime the engine's oiling system before installing the distributor. Refer to **Oil System Priming for Remanufactured Engines and Longblocks**.
- Before installing the engine in the boat:
 - Connect the engine to a water supply, battery power, fuel, and 3-ft exhaust hoses (connected to the exhaust elbows).
 - Start the engine; verify oil pressure and ignition timing; examine for fuel, oil, and water leaks; and inspect for loose components.
 - Verify the engine is ready to be installed in the boat.
- After the engine is fully installed in the boat, complete the Predelivery Inspection worksheet and place a copy in the customer file and another with the invoice.

***NOTE:** The Predelivery Inspection worksheet is required for warranty authorization.*

OUTBOARD PRE-DELIVERY CHECK LIST

OUTBOARD PRE-DELIVERY CHECK LIST



OUTBOARD PRE-DELIVERY INSPECTION

Customer Name _____
 Horsepower _____ Serial No. _____ Propeller Size & Type _____
 Boat Brand _____ Boat Model _____ Length _____
(if applicable) (if applicable)

- | Not Applicable | Check/Adjust | | Not Applicable | Check/Adjust | |
|--------------------------|--------------------------|--|--------------------------|--------------------------|--|
| | | CHECK BEFORE RUNNING | | | CHECK WHILE RUNNING |
| <input type="checkbox"/> | <input type="checkbox"/> | Service Bulletin updates or repairs completed? | <input type="checkbox"/> | <input type="checkbox"/> | Rewind starter/neutral interlock operation |
| <input type="checkbox"/> | <input type="checkbox"/> | Lower unit lubricant | <input type="checkbox"/> | <input type="checkbox"/> | Electric starter/neutral safety switch |
| <input type="checkbox"/> | <input type="checkbox"/> | Tilt tube and swivel pin lubrication | <input type="checkbox"/> | <input type="checkbox"/> | Manual choke operation |
| <input type="checkbox"/> | <input type="checkbox"/> | Engine tight on transom, height correct and centered | <input type="checkbox"/> | <input type="checkbox"/> | Electric check or enricher operation |
| <input type="checkbox"/> | <input type="checkbox"/> | Fuel line and fuel tank installation | <input type="checkbox"/> | <input type="checkbox"/> | Tell-tale water stream |
| <input type="checkbox"/> | <input type="checkbox"/> | Gasoline-oil mixture for break-in | <input type="checkbox"/> | <input type="checkbox"/> | Instrument(s) operation |
| <input type="checkbox"/> | <input type="checkbox"/> | Co-pilot adjustment | <input type="checkbox"/> | <input type="checkbox"/> | Check idle RPM _____ |
| <input type="checkbox"/> | <input type="checkbox"/> | Steering operation through complete range | <input type="checkbox"/> | <input type="checkbox"/> | Idle RPM _____ |
| <input type="checkbox"/> | <input type="checkbox"/> | Remote control operation | <input type="checkbox"/> | <input type="checkbox"/> | Throttle and shift, ease of operation |
| <input type="checkbox"/> | <input type="checkbox"/> | Electrical harness installation | <input type="checkbox"/> | <input type="checkbox"/> | Steering operation throughout range |
| <input type="checkbox"/> | <input type="checkbox"/> | Battery fully charged and properly secured | <input type="checkbox"/> | <input type="checkbox"/> | Reverse operation and reverse lock hooks |
| <input type="checkbox"/> | <input type="checkbox"/> | Battery cable connections tight and protective cover(s) in place | <input type="checkbox"/> | <input type="checkbox"/> | Shallow water drive |
| <input type="checkbox"/> | <input type="checkbox"/> | Instrument connections | <input type="checkbox"/> | <input type="checkbox"/> | Power trim operation |
| <input type="checkbox"/> | <input type="checkbox"/> | Manual tilt operation | <input type="checkbox"/> | <input type="checkbox"/> | Trim tab adjustment |
| <input type="checkbox"/> | <input type="checkbox"/> | Manual tilt valve operation | <input type="checkbox"/> | <input type="checkbox"/> | Tilt angle adjustment |
| <input type="checkbox"/> | <input type="checkbox"/> | Power trim oil level | <input type="checkbox"/> | <input type="checkbox"/> | Maximum RPM/Timing _____ |
| <input type="checkbox"/> | <input type="checkbox"/> | Power trim and tilt operation | <input type="checkbox"/> | <input type="checkbox"/> | Stop switch and lanyard stop switch |
| <input type="checkbox"/> | <input type="checkbox"/> | Check for tight steering link and fasteners | | | CHECK AFTER RUNNING |
| <input type="checkbox"/> | <input type="checkbox"/> | Fill oil injection reservoir(s) | <input type="checkbox"/> | <input type="checkbox"/> | Oil, gasoline, or water leakage |
| <input type="checkbox"/> | <input type="checkbox"/> | Purge air from oil injection system | <input type="checkbox"/> | <input type="checkbox"/> | Propeller nut torque |
| <input type="checkbox"/> | <input type="checkbox"/> | Check operation of low oil and overheat warning horns | <input type="checkbox"/> | <input type="checkbox"/> | Power trim and oil injection oil levels |
| <input type="checkbox"/> | <input type="checkbox"/> | Shift cable adjustment | <input type="checkbox"/> | <input type="checkbox"/> | 4-cycle engine oil level |
| <input type="checkbox"/> | <input type="checkbox"/> | Select correct propeller, install and torque | <input type="checkbox"/> | <input type="checkbox"/> | CARB Hang Tag and Owners Manual in Boat* |
| <input type="checkbox"/> | <input type="checkbox"/> | 4-cycle engine oil level | <input type="checkbox"/> | <input type="checkbox"/> | CARB Decal properly affixed to boat hull* |
| <input type="checkbox"/> | <input type="checkbox"/> | Warning gauge installed | | | |
| <input type="checkbox"/> | <input type="checkbox"/> | SmartCraft gauge(s) calibrated | | | |

I certify that the above checks/inspections have been completed.

Inspector/Mechanic Completing Inspection _____ Technician ID # _____ Date _____

CUSTOMER DELIVERY INSPECTION

- Complete and process warranty registration - provide customer with copy
- Operation and Maintenance Manual - provide and review contents with customer
- Emphasize importance of "Safety Warnings"
- Operation of Equipment - Explain / Demonstrate
 - Lanyard Stop Switch
 - Steering torque or pull, cause and effect, firm steering wheel grip, boat spin out, trim for neutral steering, setting steering friction control on hand-tilled outboard
 - U.S. Coast Guard capacity plate
 - Proper seating
 - Importance of life vests and throw cushion
 - Outboard features and Warning Systems of the package
 - Caution! Allow engine speed to return to idle before shifting gears, otherwise you risk severe engine damage not covered under warranty.
 - SmartCraft gauge(s) functions
 - Off season storage and maintenance schedule
 - Engine
 - Boat
 - Trailer (if applicable)
- External appearance of the outboard is acceptable (paint, cowl, decals, etc.)
- Mercury Warranty - Provide and explain the limited warranty to the customer. Explain dealer services.
- Explain optional Mercury Product Protection Plan to the customer (North America Only)

I certify that the above information has been provided and explained to the customer.

Salesperson _____ Date _____ Customer _____ Date _____



PRE-DELIVERY CHECK LIST - REPOWER

PREDELIVERY INSPECTION—REPOWER

Pre-delivery Inspection Checklist

Serial Number: _____

Not Applicable	Check / Adjust	Task
Check Before Running:		
<input type="checkbox"/>	<input type="checkbox"/>	Drain plug in and petcocks closed
<input type="checkbox"/>	<input type="checkbox"/>	Seawater inlet valve open
<input type="checkbox"/>	<input type="checkbox"/>	Engine mounts tight
<input type="checkbox"/>	<input type="checkbox"/>	Engine alignment
<input type="checkbox"/>	<input type="checkbox"/>	Drive unit fasteners torqued
<input type="checkbox"/>	<input type="checkbox"/>	Power trim cylinders fasteners tight
<input type="checkbox"/>	<input type="checkbox"/>	Battery fully charged and secured
<input type="checkbox"/>	<input type="checkbox"/>	All electrical connections tight
<input type="checkbox"/>	<input type="checkbox"/>	Exhaust system hose clamps tight
<input type="checkbox"/>	<input type="checkbox"/>	All fuel connections tight
<input type="checkbox"/>	<input type="checkbox"/>	Correct rotation propeller (installed and torqued)
<input type="checkbox"/>	<input type="checkbox"/>	Throttle, shift and steering system fasteners tightened properly
<input type="checkbox"/>	<input type="checkbox"/>	Throttle plates open and close completely
<input type="checkbox"/>	<input type="checkbox"/>	Crankcase oil level
<input type="checkbox"/>	<input type="checkbox"/>	Power trim oil level
<input type="checkbox"/>	<input type="checkbox"/>	Stemdrive unit oil level
<input type="checkbox"/>	<input type="checkbox"/>	Power steering fluid level
<input type="checkbox"/>	<input type="checkbox"/>	Closed cooling level
<input type="checkbox"/>	<input type="checkbox"/>	Transmission fluid level
<input type="checkbox"/>	<input type="checkbox"/>	Alternator belt tension
<input type="checkbox"/>	<input type="checkbox"/>	Seawater pickup pump belt tension
<input type="checkbox"/>	<input type="checkbox"/>	Power assisted steering pump belt tension
<input type="checkbox"/>	<input type="checkbox"/>	Audio warning system operation

Not Applicable	Check / Adjust	Task
On-Water Testing:		
<input type="checkbox"/>	<input type="checkbox"/>	Engine alignment (inboards only)
<input type="checkbox"/>	<input type="checkbox"/>	Starter neutral safety switch operation
<input type="checkbox"/>	<input type="checkbox"/>	Water pump operation
<input type="checkbox"/>	<input type="checkbox"/>	Instruments operation
<input type="checkbox"/>	<input type="checkbox"/>	Fuel leaks
<input type="checkbox"/>	<input type="checkbox"/>	Oil leaks
<input type="checkbox"/>	<input type="checkbox"/>	Water leaks
<input type="checkbox"/>	<input type="checkbox"/>	Exhaust leaks
<input type="checkbox"/>	<input type="checkbox"/>	Ignition timing
<input type="checkbox"/>	<input type="checkbox"/>	Idle _____ RPM, within specifications
<input type="checkbox"/>	<input type="checkbox"/>	Forward - Neutral - Reverse gear operation
<input type="checkbox"/>	<input type="checkbox"/>	Steering operation throughout range
<input type="checkbox"/>	<input type="checkbox"/>	Acceleration from idle RPM
<input type="checkbox"/>	<input type="checkbox"/>	WOT _____ RPM within specifications (in forward gear)
<input type="checkbox"/>	<input type="checkbox"/>	Power trim operation
<input type="checkbox"/>	<input type="checkbox"/>	Trim tab adjustment/Boat handling

After On-Water Testing:		
<input type="checkbox"/>	<input type="checkbox"/>	Propeller nut torque
<input type="checkbox"/>	<input type="checkbox"/>	Fuel, oil, coolant, water, and fluid leaks
<input type="checkbox"/>	<input type="checkbox"/>	Oil and fluid levels
<input type="checkbox"/>	<input type="checkbox"/>	Apply Quicksilver Corrosion Guard to engine package
<input type="checkbox"/>	<input type="checkbox"/>	Verify presence of operation and maintenance manual

For boats registered to residents of California:		
<input type="checkbox"/>	<input type="checkbox"/>	CARB hang tag in boat
<input type="checkbox"/>	<input type="checkbox"/>	CARB decal properly affixed to boat hull
<input type="checkbox"/>	<input type="checkbox"/>	California Prop 65 hang tag in boat

Dealer / Technician Signature: _____

Date: _____

Products of Mercury Marine
W6250 Pioneer Road.
Fond du Lac, WI 54936-1939

Mercury, Mercury Marine, MerCruiser, Mercury MerCruiser, Mercury Racing, Mercury Precision Parts, Mercury Propellers, Mariner, Quicksilver, Alpha, Axis, Bravo One, Bravo Two, Bravo Three, K-Planes, MerCathode, OptiMax, Precision Pilot, Pro Max, SeaCore, Skyhook, SmartCraft, Sport-Jet, Total Command, Verado, VesselView, Zero Effort, Zeus, #1 On The Water, M with Waves logo, Mercury with Waves logo, and SmartCraft logo are all registered trademarks of Brunswick Corporation. Mercury Product Protection logo is a registered service mark of Brunswick Corporation.

RCD EXEMPTION FORM

ACKNOWLEDGMENT FORM

TO WHOM IT MAY CONCERN

The Undersigned agrees, acknowledges, and confirms that the Engine is or will be used in the European Union, Norway and/or Switzerland:

a) The Manufacturer sells the Engine to the Undersigned solely for non-RCD applications or re-export outside the European Union, Norway and/or Switzerland so has to be excluded from the scope of Directive 2003/44/EC of June 16, 2003 amended by Directive, 2013/53/EU of January 17, 2016; as such Directive is implemented under applicable laws and regulations and similar Swiss laws and regulations.

b) The Undersigned shall use its best efforts to obtain an acknowledgment from its customer that the engine will solely be used for the purpose described under (a).

c) The Undersigned shall not sell such engine to a customer if it knows or reasonably should know that such customer will use such engine for another purpose than the purpose described under (a).

For the purpose of this Acknowledgment Form, the following words shall have the following meaning:

Undersigned:

(name)

(address)

(country)

Engine:

(type, model)

Serial Nr: _____

Order Nr: _____

For the Undersigned:

BY: _____

TITLE: _____

DATE: _____

This data is internal to Brunswick.

225 - 300 PROXS DRESSED POWERHEADS



DRESSED POWERHEADS

No Guts, No Glory

Introducing fully blueprinted Quicksilver® Remanufactured dressed powerheads and the CPO TM1 gearcase for the Mercury 225 & 250 ProXS outboards.

All new fuel rails, PCM, injectors, air pump, and electrical are bolted to a Quicksilver Remanufacturing powerhead. This delivers a powerhead that is fully dressed, factory hot-tested, and ready to fish.

With a 1 year limited factory backed Mercury P&A warranty, these can get you back on the water in record time without breaking the bank.



All Quicksilver remanufactured powerheads are backed by a one-year limited warranty.

Mercury 3.0L V6 Pro XS and 3.2L XS Two-Stroke

Part Number	Description	Serial # Range	Notes
714-61-8M0128367	225hp Pro XS	1B973744 & up	Compatible with exhaust tube 8M0075819
714-61-8M0125790	250hp Pro XS	1B973744 & up	Compatible with exhaust tube 8M0075819
714-61-8M0137238	300hp XS	1E052058 & up	Compatible with exhaust tube 833116A14



2-STROKE FULLY DRESSED POWERHEADS

2-STROKE FULLY DRESSED POWERHEADS

Introducing Quicksilver fully dressed remanufactured powerheads for Mercury outboards. A fully dressed powerhead minimizes cost, reduces installation time, improves reliability, and has customers ready to fish in record time.

100% new dress parts such as: plenum, TBU, sensors, calibrated fuel rails, alternator, VST, injectors, air pump, and electrical are installed onto a factory remanufactured powerhead from Quicksilver. A new PCM is set for the break-in period, and the full assembly is factory hot tested prior to shipment. For best performance, inspect the old exhaust tube prior to powerhead installation to verify it is not plugged nor corroded.

With a 1-year limited factory backed, Fully Dressed Powerheads get you back on the water in record time without breaking the bank.

225 PROXS DRESSED POWERHEAD



61-8M0128367

Remanufactured outboard powerhead, 100% new dress parts. Direct Fuel Injection Technology. Compatible with exhaust tube 8M0075819.

Fits the Mercury/Mariner V-225 Pro XS, DFI (3.0L) OptiMax outboard, 1B973744 - 2B535608.

250 PROXS DRESSED POWERHEAD



61-8M0125790

Remanufactured outboard powerhead, 100% new dress parts. Direct Fuel Injection Technology. Compatible with exhaust tube 8M0075819.

Fits the Mercury/Mariner V-250 Pro XS, DFI (3.0L) OptiMax outboard, 1B973744 - 2B535608.

300 XS DRESSED POWERHEAD

61-8M0137238

Remanufactured outboard powerhead, 100% new dress parts. Direct Fuel Injection Technology. Compatible with exhaust tube 833116A14.

Fits the Mercury/Mariner V-300 XS, DFI (3.2L) OptiMax outboard, 1E052058 and above.

4-STROKE DRESSED POWERHEADS




DRESSED POWERHEADS

Smooth Operator

Mercury Verado® is the pinnacle of superior outboard design and performance.

Quicksilver Remanufacturing now offers dressed longblocks for the L6 and V8 Verado so now they can be serviced just as smoothly as they get across the water.

All new parts such as fuel injectors, wire harness, and rotating electrical are bolted to a Quicksilver Remanufacturing longblock. The PCM is not included.



All Quicksilver remanufactured powerheads are backed by a one-year limited warranty.

Mercury L6 and V8 Verado

Part Number	Description	Serial # Range	Notes
714-61-8M0162888	L6 Verado GEN 2	1B517434-2B144122	PCM not included
714-61-8M0162891	L6 Verado GEN 5	2B144123-2B578935	PCM not included / for 200-300hp / not for 350-400hp
714-61-8M0171851	V8 Verado	2B529482 & Up	PCM not included

© 2021 Mercury Marine. All Rights Reserved. Reproduction in whole or in part without permission is prohibited. 90-8M0186206 8/21



4-STROKE DRESSED POWERHEADS

OUTBOARD AND SPORT JET

L6 VERADO DRESSED POWERHEAD



61-8M0162888

Remanufactured outboard 4-Stroke longblock and supercharger. 100% new dress parts. Supercharged 4-Stroke inline-6 engine technology supporting 200-300 HP. Generation II

PCM is not included. Re-use PCM or order separately.

Serial number range 1B517434 - 2B144122.

61-8M0162891

Remanufactured outboard 4-Stroke longblock and supercharger. 100% new dress parts. Supercharged 4-Stroke inline-6 engine technology supporting 200-300 HP. Generation V

PCM is not included. Re-use PCM or order separately.

Serial number range 2B144123 thru 2B578935.

V8 250/300 HP DTS AMS DRESSED POWERHEAD



61-8M0171851

Remanufactured outboard 4-Stroke 4.6L V8 longblock 250/300 HP applications using DTS & AMS. 100% new dress parts.

PCM is not included. Re-use PCM or order separately.

Fits the Mercury serial range 2B529482 & Up.

FULLY DRESSED POWERHEAD CROSS REFERENCE CHART

FULLY DRESSED POWERHEAD CROSS REFERENCE CHART

OUTBOARD AND SPORT JET

Fully Dressed Powerhead Cross Reference

Model	Model Notes	Year Range	Serial # Range	New Part Number	Reman Part Number
200 ProXS	3.0L Dressed Powerhead	2007 - 2018	1B912786 - 2B535571	N/A	61-8M0143995
225 ProXS	3.0L Dressed Powerhead	2007 - 2018	1B973744 - 2B535608	N/A	61-8M0128367
250 ProXS	3.0L Dressed Powerhead	2007 - 2018	1B973744 - 2B535608	N/A	61-8M0125790
300 XS	3.2L Dressed Powerhead	2013 - 2022	1E052058 and up	N/A	61-8M0137238
Verado	L6 200-300 Gen II	2007 - 2015	1B517434 - 2B144122	N/A	61-8M0162888
Verado	L6 200-300 Gen V	2015 - 2018	2B144123 - 2B578935	N/A	61-8M0162891
Verado	V8 250-300 DTS AMS	2020 - 2022	2B529482 and up	N/A	61-8M0171851

REMANUFACTURED 2-STROKE OUTBOARD POWERHEADS

REMANUFACTURED 2-STROKE OUTBOARD POWERHEADS

Quicksilver offers a wide variety of 2-Stroke and 4-Stroke remanufactured powerheads for Mercury and Mariner applications between 75-300 HP. All powerheads are completely disassembled, precision machined, honed, cleaned and assembled by a team of factory technicians. Remanufactured to fully jeweled precision with 100% OEM components using the latest engineering revisions, these products are the only logical choice for a remanufactured powerhead. Quicksilver's remanufactured powerheads come with a 1-year factory limited warranty.

3-CYLINDER POWERHEAD, MERCURY/MARINER

POWERHEAD OUTBOARD




891767R04

Remanufactured outboard powerhead (Direct Fuel Injection technology). Fits Mercury/Mariner 90/115/125hp. DFI (1.5L) and the 115 Pro XS outboards, serial number OT801000 and above.

4-CYLINDER POWERHEAD, MERCURY/MARINER

POWERHEAD OUTBOARD




17791R97

Remanufactured outboard powerhead (Carbureted technology). Fits oil injected Mercury/ Mariner 100/115/125hp. Carbureted outboards (s/n OD283222 and above). This replacement powerhead works in both CDM and non-CDM applications.

2.5 LITER POWERHEAD, MERCURY/MARINER

POWERHEAD OUTBOARD



823434R97


Remanufactured outboard powerhead, both Carbureted and Electronic Fuel Injection technologies. Fits the Mercury/Mariner V-150 EFI (2.5L) outboard, OD182000-0G960499, the V-150 Carbureted (2.5L) outboard (0G760300-0G960499), and fits the V-150 XR6/Tracker 150 EFI (2.5L) outboard (0D284788-0G960499).

812817R97

Remanufactured outboard powerhead, both Carbureted and Electronic Fuel Injection technologies. Fits the Mercury/Mariner V-150 XR6 (2.5L) outboard (0D082000-0D284287), and the V-175 Carbureted and EFI (2.5L) outboards (0D082000-0G960499).

3.0 LITER POWERHEAD, MERCURY/MARINER

POWERHEAD OUTBOARD



883892R04

Remanufactured outboard powerhead, Electronic Fuel Injection technology utilizing an electric oil pump. Fits the Mercury/Mariner V-225 EFI (3.0L) outboard, OT409000-1B417701.

61-841017R51

Remanufactured outboard powerhead, Direct Fuel Injection technology. Fits the Mercury/Mariner V-250 XS, DFI (3.0L) outboard (0T651945 and above), and also fits the V-250 Pro XS, DFI (3.0L) outboard (1B426561 and above).

854199R00

Remanufactured outboard powerhead, Direct Fuel Injection technology utilizing head castings with NO cast number. Fits the Mercury/Mariner V-225 Optimax DFI (3.0L) outboard, 0G960500-0T090166, no head casting number.

877869R04

Remanufactured outboard powerhead, Direct Fuel Injection technology. Fits the Mercury/Mariner V-225 Optimax DFI (3.0L) outboard, 0T599000 - 2B535086.

61-843034R07

Remanufactured outboard powerhead, Direct Fuel Injection technology. Fits the Mercury/Mariner V-225 Pro XS, DFI (3.0L) outboard (1B104549 - 2B535608) and also fits the V-250 DFI (3.0L) outboard (1B528615 - 2B535086).

REMANUFACTURED FOURSTROKE OUTBOARD POWERHEADS

Quicksilver offers a wide variety of 4-Stroke remanufactured powerheads for Mercury and Mariner applications between 75-300 HP. All powerheads are completely disassembled, precision machined, honed, cleaned and assembled by a team of factory technicians. Remanufactured to fully jeweled precision with 100% OEM components using the latest engineering revisions, these products are the only logical choice for a remanufactured powerhead. Quicksilver's remanufactured powerheads come with a 1-year factory limited warranty.

75/90 EFI FOURSTROKE POWERHEADS

POWERHEAD OUTBOARD



8M0188317

Remanufactured outboard powerhead (FourStroke EFI technology). The powerhead does not include an oil pump.

Fits the L-4 cylinder 75 thru 100 hp. FourStroke EFI outboards. Serial number 1B366823 - 2B094995.

75/90 EFI SHORTBLOCK POWERHEAD



61-8M0128564

Remanufactured outboard powerhead (FourStroke EFI technology). Fits the 2.1L 4-cylinder 75 thru 90 hp. FourStroke EFI outboards. The cylinder head is not included.

Serial number 2B095049 and above.

POWERHEAD OUTBOARD



61-8M0166625

Remanufactured outboard powerhead (FourStroke EFI technology).

Fits the 2.1L 4-cylinder 75-90 hp. FourStroke EFI outboards. The cylinder head is included.

Serial number 2B095049 and above.

115 EFI FOURSTROKE POWERHEADS

POWERHEAD OUTBOARD



8M0188318

Remanufactured outboard powerhead (FourStroke EFI technology). The powerhead does not include an oil pump.

Fits the L-4 cylinder 115 hp. FourStroke EFI outboards. Serial number 1B366823 - 2B094995.

115 EFI FOURSTROKE POWERHEAD



61-8M0128566

Remanufactured outboard powerhead (FourStroke EFI technology). Fits the 2.1L 4-cylinder 115 hp. FourStroke EFI outboards.

Serial number 2B095049 and above.

150 EFI FOURSTROKE POWERHEADS

150 EFI FOURSTROKE POWERHEAD



61-8M0070524

Remanufactured outboard powerhead (FourStroke EFI technology).

Fits the L-4 cylinder 150 hp. FourStroke EFI outboards.

Serial number 1B905505 and above.

VERADO POWERHEAD

L4 VERADO POWERHEAD



8M0188319

Remanufactured outboard powerhead. Verado technology.
Fits the 135/150/175/200 L-4 cylinder Verado, Generation II.
Serial number range 1B517159 - 2B576734.

L6 VERADO POWERHEAD



8M0188320

Remanufactured outboard powerhead. Verado technology.
Fits the 200/225/250/275/300 L-6 cylinder Verado, Generation II.
Serial number range 1B517434 - 2B144122.

8M0188321

Remanufactured outboard powerhead. Verado technology.
Fits 225/250/300 L-6 cylinder Verado. Generation V.
Serial number range 2B144123 - 2B578935.

OUTBOARD POWERHEAD CROSS REFERENCE CHART

OUTBOARD POWERHEAD CROSS REFERENCE CHART

OUTBOARD AND SPORT JET

OUTBOARD POWERHEAD CROSS REFERENCE CHART

Outboard Powerhead Cross Reference

Model	Model Notes	Year Range	Serial # Range	New Part Number	Reman Part Number
75 (Carb)	3 cyl. and oil injection	1994	0D283222 and up	809837T97	809837R97(1)
75 DFI	3 cylinder / 1.5L	2005 - 2006	0T980000 - 1B417701	895233A07	895233R05
75 DFI	3 cylinder / 1.5L	2006	1B417702 and up	895233A07	895233R05
75/80 FourStroke	4 cylinder EFI		1B366823 - 2B094994	61-897148A09	61-8M0054062
75/80 FourStroke	4 cylinder EFI (2.1L)	2022	2B095049 and up	61-8M0090765	61-8M0128564
90 (Carb)	3 cyl. and oil injection	1994	0D283222 and up	809837T97	809837R97(1)
90 DFI	3 cylinder / 1.5L	2004	0T801000 and up	891767A07	891767R04
90 FourStroke	4 cylinder EFI		1B366823 - 2B094994	61-897148A09	61-8M0054062
90 FourStroke	4 cylinder EFI (2.1L)	2022	2B095049 and up	61-8M0090765	61-8M0128564
100 (Carb)	4 cyl. and oil injection	1994 - 1996	0D283222 - 0G965520	17791T97 (NLA)	17791R97
100 FourStroke	4 cylinder EFI		1B366823 - 2B094994	61-897148A09	61-8M0054062
100 FourStroke	4 cylinder EFI (2.1L)	2022	2B095049 and up	61-8M0090765	61-8M0128564
115 (Carb)	4 cyl. and oil injection	1994	0D283222 and up	17791T97 (NLA)	17791R97(1)
115 DFI/Pro XS	3 cylinder / 1.5L	2004	0T801000 and up	891767A07	891767R04
115 FourStroke	4 cylinder EFI		1B366823 - 2B094994	61-897148A08	61-8M0054063
115 FourStroke	4 cylinder EFI (2.1L)		2B095049 and up	61-8M0122427	61-8M0128566
125	4 cyl. and oil injection	1994	0D283222 and up	17791T97 (NLA)	17791R97(1)
125 DFI	3 cylinder / 1.5L	2004	0T801000 and up	891767A07	891767R04
V-135 (Carb)	2.0L with oil sensor hole	1990 - 1999	0C239553 - 0G960499	812815T97 (NLA)	N.L.A.
V-135 (Carb)	2.0L no oil sensor hole	2000	0G960500 - 0T178499	878635T00 (NLA)	N.L.A.
V-135 DFI	2.5L	1998 - 1999	0G590000 - 0G960499	804545T99 (NLA)	N.L.A.
V-135 DFI	2.5L	2000	0G960500 - 0T178499	854008T00 (NLA)	N.L.A.
V-135 DFI	2.5L	2001	0T178500 and up	879808T07	879808R01
135 Verado	4 cylinder, Gen I		1B227000 - 1B517158	61-896499A07	61-8M0055433
135 Verado	4 cylinder, Gen II		1B517159 and up	61-896499A08	61-8M0055436
V-150 (Carb)	2.0L with oil sensor hole	1990 - 1999	0C239553 - 0G960499	878365T00 (NLA)	N.L.A.
XR6	2.5L	1992 - 1994	0D082000 - 0D284287	812817A92 (NLA)	812817R97
XR6/Tracker 150	2.5L	1994 - 1999	0D284788 - 0G960499	823434T97 (NLA)	823434R97
XR6	2.5L	2000 - 2006	0G960500 - 1B226999	823434T00 (NLA)	823434R00
V-150 (Carb)	2.5L	1999 - 2000	0G760300 - 0G960499	823434T97 (NLA)	823434R97
V-150 (Carb)	2.5L	2000 - 2006	0G960500 - 1B226999	823434T00 (NLA)	823434R00
V-150 EFI	2.5L	1993 - 1999	0D082000 - 0G960499	823434T97 (NLA)	823434R97
V-150 EFI	2.5L	2000 - 2001	0G960500 - 0T408999	823434T00 (NLA)	823434R00
V-150 EFI	2.5L	2002	0T409000 and up	883511T04	883511R04
V-150 DFI	2.5L	1998 - 1999	0G590000 - 0G886266	804545T99 (NLA)	N.L.A.
V-150 DFI	2.5L	2000	0G886267 - 0T178499	854008T00 (NLA)	854008R00
V-150 DFI	2.5L	2001	0T178500 and up	879808T07	879808R01

OUTBOARD POWERHEAD CROSS REFERENCE CHART

OUTBOARD AND SPORT JET

Model	Model Notes	Year Range	Serial # Range	New Part Number	Reman Part Number
150 Verado	4 cylinder, Gen I		1B227000 - 1B517158	61-896499A07	61-8M0055433
150 Verado	4 cylinder, Gen II		1B517159 and up	61-896499A08	61-8M0055436
150 EFI FourStroke	4 cylinder EFI	2012 - 2022	1B905505 and up	91-8M0122811	61-8M0070524
V-175 (Carb)	2.5 L	1992 - 1999	0D082000 - 0G960499	812817T97 (NLA)	812817R97
V-175 EFI	2.5 L	1992 - 1999	0D082000 - 0G960499	812817T97 (NLA)	812817R97
V-175 EFI	2.5 L	2000 - 2001	0G960500 - 0T408999	812817T00 (NLA)	N.L.A.
V-175 EFI	2.5 L	2001 - 2006	0T409000 - 0T800999	883600T04	883600R04
V-175 DFI	2.5L	2001	0T178500 and up	879809T07	N.L.A.
175 Verado	4 cylinder, Gen I		1B227000 - 1B517158	61-896499A07	61-8M0055433
175 Verado	4 cylinder, Gen II		1B517159 and up	61-896499A08	61-8M0055436
V-200 (Carb)	2.5L	1991	0C291520 - 0D081999	812827T91 (NLA)	N/A
V-200 (Carb)	2.5L	1992 - 1999	0D082000 - 0G960499	813043T97 (NLA)	813043R97
V-200 (Carb)	2.5L	2000	0G960500 and up	813043T00 (NLA)	813043R00
V-200 EFI	2.5L	1992 - 1999	0D082000 - 0G960499	813043T97 (NLA)	813043R97
V-200 EFI	2.5L	2000 - 2001	0G960500 - 0T408999	813043T00 (NLA)	813043R00
V-200 EFI	2.5L	2002	0T409000 and up	883600T04	883600R04
V-200 EFI	3.0L	2004	0T750164 and up	891823A07	N/A
V-200 DFI	3.0L	1997	0G386496 - 0G589999	809973A97 (NLA)	N/A
V-200 DFI	3.0L	1998 - 1999	0G590000 - 0G960499	854198A99 (NLA)	N.L.A.
V-200 DFI	3.0L	2000	0G960500 - 0T178499	854198A00 (NLA)	N.L.A.
V-200 DFI	3.0L	2001 - 2002	0T178500 - 0T598999	854198A01 (NLA)	N.L.A.
V-200 DFI/Pro XS	3.0L	2003	0T599000 and up	854198A07	854198R04
200 Verado	4 cylinder, Gen I		1B227000 - 1B517158	61-896499A07	61-8M0055433
200 Verado	4 cylinder, Gen II		1B517159 and up	61-896499A08	61-8M0055436
200 Verado	6 cylinder, Gen I	2005 - 2007	0T980000 - 1B517433	895247A06 (NLA)	N.L.A.
200 Verado	6 cylinder, Gen II	2008 - 2015	1B517434 - 2B144122	61-895247A07	61-895247R07
V-225 Carb	3.0L w/ 8 tooth spline	1994	0D280813 - 0G129221	823291A94 (NLA)	N.L.A.
V-225 Carb	3.0L w/ 13 tooth spline	1995 - 2001	0G129222 - 0T408999	809794A97 (NLA)	N.L.A.
V-225 EFI	3.0L w/mechanical oil pump	1995 - 1999	0G129222 - 0G960499	809794A97 (NLA)	N.L.A.
V-225 EFI	3.0L w/mechanical oil pump	2000 - 2001	0G960500 - 0T408999	804799A00 (NLA)	N.L.A.
V-225 EFI	3.0L w/electric oil pump	2002 - 2006	0T409000 - 1B417701	883892A07	883892R04
V-225 EFI	3.0L w/electric oil pump	2007	1B417702 and up	883892A07	883892R04
V-225 DFI	3.0L	1998 - 1999	0G590000 - 0G960499	854199A99 (NLA)	N.L.A.
V-225 DFI	3.0L w/no head casting number	2000	0G960500 - 0T090166	854199A00 (NLA)	854199R00
V-225 DFI	3.0L w/head casting number	2000	0T090167 - 0T178499	877869A00 (NLA)	N.L.A.
V-225 DFI	3.0L	2001 - 2002	0T178500 - 0T598999	877869A01 (NLA)	N.L.A.
V-225 DFI	3.0L	2002	0T599000 and up	877869A07	877869R04
V-225 Pro XS	3.0L	2005	1B104549 and up	61-843034A07	61-843034R07
225 Verado	6 cylinder, Gen I	2005 - 2007	0T980000 - 1B517433	895247A06 (NLA)	N.L.A.
225 Verado	6 cylinder, Gen II	2008 - 2015	1B517434 - 2B144122	61-895247A07	61-895247R07

OUTBOARD POWERHEAD CROSS REFERENCE CHART

OUTBOARD AND SPORT JET

Model	Model Notes	Year Range	Serial # Range	New Part Number	Reman Part Number
225 Verado	6 cylinder, Gen V	2015 - 2022	2B144123 and up	61-896966A07	61-8M0124365
V-250 EFI	3.0L w/mechanical oil pump	1995 - 1999	0G129222 - 0G960499	809794A97 (NLA)	N.L.A.
V-250 EFI	3.0L w/mechanical oil pump	2000 - 2001	0G960500 - 0T408999	804800A00 (NLA)	N.L.A.
V-250 EFI	3.0L w/electric oil pump	2002	0T409000 and up	883894A07	N.L.A.
V-250 DFI	3.0L	2007	1B528615 and up	61-843034A07	61-843034R07
V-250 XS	3.0L	2003	0T651945 and up	61-841017A52	61-841017R51
V-250 Pro XS	3.0L	2006 - 2022	1B426561 and up	61-841017A52	61-841017R51
250 Verado	6 cylinder, Gen I	2005 - 2007	0T980000 - 1B517433	895247A06 (NLA)	N.L.A.
250 Verado	6 cylinder, Gen II	2008 - 2015	1B517434 - 2B144122	61-895247A07	61-895247R07
250 Verado	6 cylinder, Gen V	2015 - 2022	2B144123 and up	61-896966A07	61-8M0124365
275 Verado	6 cylinder, Gen I	2005 - 2007	0T980000 - 1B517433	895247A06 (NLA)	N.L.A.
275 Verado	6 cylinder, Gen II	2008 - 2015	1B517434 - 2B144122	61-895247A07	61-895247R07
300 PRO MAX	V-6 3.0 Litre / 185.9 cu. In.	2001 - 2005	0T235084 - 0T999587	61-840756A04	N.L.A.
300 Verado	6 cylinder, Gen II	2008 - 2015	1B517434 - 2B144122	61-895247A07	61-895247R07
300 Verado	6 cylinder, Gen V	2015 - 2022	2B144123 and up	61-896966A07	61-8M0124365

(1) May be used for both CDM or Non-CDM ignition applications.

REMANUFACTURED VERADO SUPERCHARGERS

Quicksilver offers all generations of remanufactured superchargers for the 135-300 HP consumer Verado products. Assembled & tested using factory tooling, these superchargers receive the latest machining updates and parts upgrades to provide years of quiet and durable performance. Quicksilver's remanufactured Verado superchargers come with a 1-year factory limited warranty.

VERADO 6 - CYLINDER SUPERCHARGER



8M0124363

Factory remanufactured.
Fits the 225/250/300hp. Verado 6-cylinder outboard.
Serial number range 2B144123 and above.

OUTBOARD GEARCASE

QUICKSILVER[®]
Marine Parts & Accessories

Genuine Water Pump

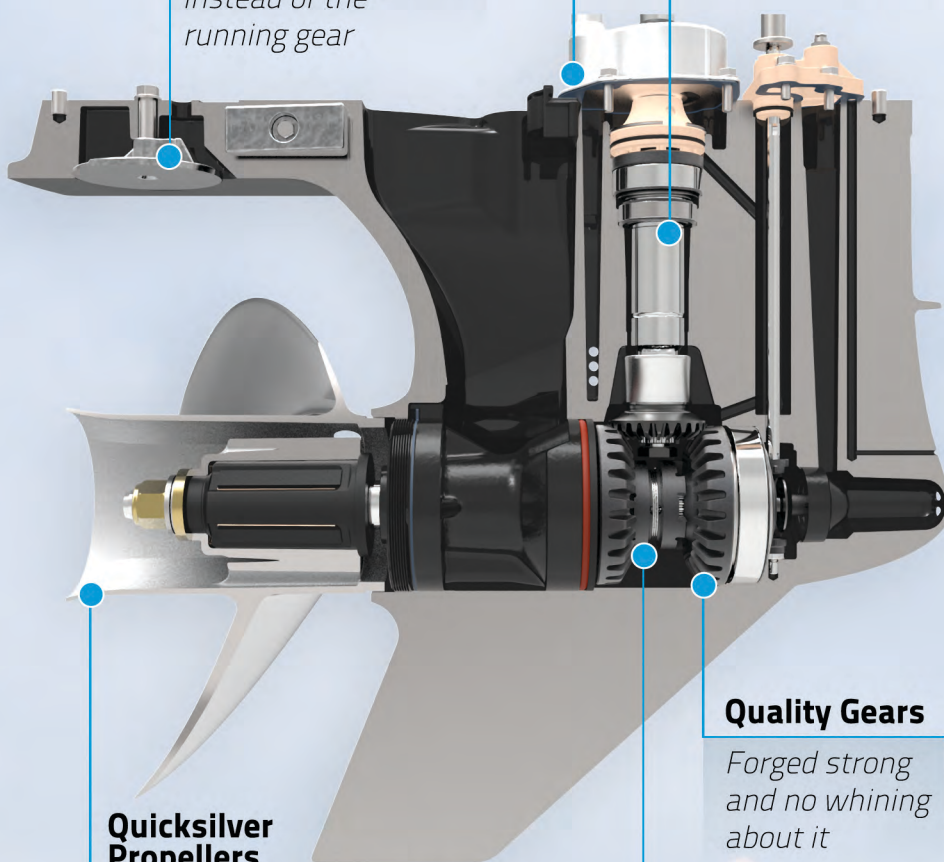
*Keeps you cool
all season long*

Ultra - Pure Anodes

*Sacrifice themselves
instead of the
running gear*

Durable Shafts

*Friction welded to
run strong and not
get twisted or bent*



Quicksilver Propellers

*Go Fast
Save Gas*

High Performance Gear Lube

*The secret ingredient
to long gear life*

Quality Gears

*Forged strong
and no whining
about it*

ORIGINAL PARTS

EVERYTHING'S RIDING ON IT

MERCURY MARINE® MC 4043

OUTBOARD GEARCASES - NEW

OUTBOARD GEARCASES - NEW

OUTBOARD GEARCASE-NEW

Quicksilver offers 100% genuine OEM gearcases for many Mercury and Mariner applications between 40-300 HP. These are genuine original factory parts. Invest wisely in your time on the water with a Quicksilver gearcase, because everything is riding on it.

MERCURY, MARINER 3-CYLINDER (70, 75, 80, 90 HP)

GEAR HOUSING ASSEMBLY COMPLETE




1667- 9011J16
 Black, 2.3:1 gear ratio. 20" long shaft length. 12 pinion teeth.
 Includes the newer 6 jaw reverse clutch and a new powerhead gasket with upper shift shaft for correct throw
 Fits Mercury 75-125 hp. 2-cycle outboards with 3 jaw reverse clutch

1667- 9011J15
 Black, 2.3:1 gear ratio. 20" long shaft length. 12 pinion teeth.
 Fits Mercury 75-125 hp. 2-cycle outboards with 6 jaw reverse clutch

MERCURY MARINER 4-CYLINDER (100, 115, 125 HP)

GEAR HOUSING ASSEMBLY COMPLETE



1667- 9011J 6
 Black, 2.07:1 gear ratio. 20" long shaft length. 14 pinion teeth.
 Fits Mercury 100/115/125 hp. (4 cylinder) 2-cycle outboards with 6 jaw reverse clutch

1667- 9011J16
 Black, 2.3:1 gear ratio. 20" long shaft length. 12 pinion teeth.
 Includes the newer 6 jaw reverse clutch and a new powerhead gasket with upper shift shaft for correct throw
 Fits Mercury 75-125 hp. 2-cycle outboards with 3 jaw reverse clutch

1667- 9011J15
 Black, 2.3:1 gear ratio. 20" long shaft length. 12 pinion teeth.
 Fits Mercury 75-125 hp. 2-cycle outboards with 6 jaw reverse clutch

1667- 9011J 7
 Black, 2.07:1 gear ratio. 20" long shaft length. 14 pinion teeth.
 Fits Mercury 100/115/125 hp. (4 cylinder) 2-cycle outboards with 3 jaw reverse clutch.

1667- 9011J37
 Black, 2.33:1 gear ratio. 20" long shaft length. 12 pinion teeth.
 Fits Mercury 75-90 hp. (3-cylinder) 2-cycle OptiMax/DFI outboards.


1667- 9011J33
 Black, 2.07:1 gear ratio. 20" long shaft length. 14 pinion teeth.
 Fits Mercury 115 hp. (3-cylinder) 2-cycle OptiMax/DFI outboards.

1667- 9011J39
 Black, 2.33:1 gear ratio. 25" extra long shaft length. 12 pinion teeth.
 Fits Mercury 75-90 hp. (3-cylinder) 2-cycle OptiMax/DFI outboards.

1667- 9011J35
 Black, 2.07:1 gear ratio. 25" extra long shaft length. 14 pinion teeth.
 Fits Mercury 75-115 hp. (3-cylinder) 2-cycle OptiMax/DFI outboards.

MERCURY, MARINER V-6

GEARCASE ASSEMBLY COMPLETE



1647- 9148T81
 Black, 2:1 ratio. 20" long shaft. 14 pinion teeth.
 Standard Rotation (RH).
 Fits Mercury 135-200 (2.5L) V-6 outboards

1647- 9148T82
 Black, 2:1 ratio. 25" extra long shaft. 14 pinion teeth.
 Standard Rotation (RH)
 Fits Mercury 135-200 (2.5L) V-6 outboards

1647- 9148T84
 Black, 1.87:1 ratio. 20" long shaft. 15 pinion teeth.
 Standard Rotation (RH)
 Fits Mercury 135-200 (2.5L) V-6 outboards

1647- 9148T85
 Black, 1.87:1 ratio. 25" extra long shaft. 15 pinion teeth.
 Standard Rotation (RH)
 Fits Mercury 135-200 (2.5L) V-6 outboards

1647- 9148T86
 Black, 1.87:1 ratio. 25" extra long shaft. 15 pinion teeth.
 Counter Rotation (LH)
 Fits Mercury 135-200 (2.5L) V-6 outboards

OUTBOARD GEARCASE ASSEMBLY



1623-859399T13
 Black, 1.75 Gear Ratio, 20 " shaft. 12 pinion teeth, Standard Rotation (RH)
 13-Spline driveshaft.
 Fits Mercury or Mariner 200, 225, 250 horsepower 3.0L OptiMax/DFI outboards.
 (s/n 1B504988 and prior)

1623-859399T14
 Black, 1.75 Gear Ratio, 25 " shaft. 12 pinion teeth, Standard Rotation (RH)
 13-Spline driveshaft.
 Fits Mercury or Mariner 200, 225, 250 horsepower 3.0L OptiMax/DFI outboards.
 (s/n 1B504988 and prior)

1623-859399T15

Black, 1.75 Gear Ratio, 30" shaft. 12 pinion teeth, Standard Rotation (RH) 13-spline driveshaft.

Fits Mercury or Mariner 200, 225, 250 horsepower 3.0L OptiMax/DFI outboards. (s/n 1B504988 and prior)

1623-859399T16

Black, 1.75 Gear Ratio, 25" shaft. 12 pinion teeth, Counter Rotation (LH) 13 spline driveshaft.

Fits Mercury or Mariner 200, 225, 250 horsepower 3.0L OptiMax/DFI outboards. (s/n 1B504988 and prior)

1623-859399T17

Black, 1.75 Gear Ratio, 30" shaft. 12 pinion teeth, Counter Rotation (LH) 13 spline driveshaft.

Fits Mercury or Mariner 200, 225, 250 horsepower 3.0L OptiMax/DFI outboards. (s/n 1B504988 and prior)

GEARCASE ASSEMBLY COMPLETE

1600-880686A43

Black, 20 inch (L model) shaft length. 12 pinion teeth, right hand rotation
Fits the 3.0L Mercury Optimax or Pro XS, s/n 1B504989 and above.

1600-880686A44

Black, 25 inch (XL model) shaft length. 12 pinion teeth, right hand rotation
Fits the 3.0L Mercury Optimax or Pro XS, s/n 1B504989 and above.

1600-880686A51

Black, 30 inch (XXL model) shaft length. 12 pinion teeth, right hand rotation
Fits the 3.0L Mercury Optimax or Pro XS, s/n 1B504989 and above.

1600-880686A52

Black, 25 inch (CXL model) shaft length. 12 pinion teeth, left hand counter rotation
Fits the 3.0L Mercury Optimax or Pro XS, s/n 1B504989 and above.

1600-880686A53

Black, 30 inch (CXXL model) shaft length. 12 pinion teeth, left hand counter rotation
Fits the 3.0L Mercury Optimax or Pro XS, s/n 1B504989 and above.

TORQUE MASTER I GEARCASE ASSEMBLY



1689-8M0072952

Silver, 1.75:1 gear ratio, 20 inch. 12 pinion teeth. (L model) driveshaft length
Fits the 3.0L Pro XS, right hand rotation, may only be used in Torque Master I applications. Torque Master II may not be substituted.

TORQUE MASTER I GEARCASE ASSEMBLY




1689-8M0072953

Silver, 1.75:1 gear ratio, 25 inch. 12 pinion teeth. (XL model) driveshaft length
Fits the 3.0L Pro XS, right hand rotation, may only be used in Torque Master I applications. Torque Master II may not be substituted.

MERCURY 40-60 HP 4-STROKE OUTBOARD BIGFOOT GEARCASES

GEARCASE ASSEMBLY COMPLETE



1667- 9011G90

Black, 2.33:1 gear ratio. 20" long shaft length. 12 pinion teeth.

Fits Mercury 40-60 hp Bigfoot 4-Stroke Outboards. (s/n 1C033810 & Below Bigfoot)

MERCURY 75, 90 & 115 HP 4-STROKE OUTBOARD GEARCASES

GEARCASE ASSEMBLY COMPLETE



1667- 9011J 2

Black, 2.07:1 gear ratio. 20" long shaft length. 14 pinion teeth.

Fits Mercury 75-115 hp 4-Cylinder, 4-Stroke Outboards. (s/n 0G960500 – 0T598999)

1600-888845T01

Black, 2.07:1 gear ratio. 20" long shaft length. 14 pinion teeth.

Fits Mercury 115 hp 4-Cylinder, 4-Stroke Outboards. (s/n 0T801000 – above)

1600-888845T02

Black, 2.07:1 gear ratio. 25" extra long shaft length. 14 pinion teeth.

Fits Mercury 115 hp 4-Cylinder, 4-Stroke Outboards. (s/n 0T801000 – above)

1667- 9011J29

Black, 2.33:1 gear ratio. 20" long shaft length. 12 pinion teeth.

Fits Mercury 75-90 hp 4-Cylinder, 4-Stroke Outboards. (s/n 0T599000 – 0T800999)

1600-888845T03

Black, 2.33:1 gear ratio. 20" long shaft length. 12 pinion teeth.

Fits Mercury 75-90-115 hp 4-Cylinder, 4-Stroke Outboards. (s/n 1B172291 – 1B366822)

OUTBOARD GEARCASES - NEW

MERCURY 150 HP 4-STROKE OUTBOARD GEARCASES

GEARCASE ASSEMBLY COMPLETE



1600-8M009218
 Black, 1.92:1 gear ratio. 20" long shaft length. 13 pinion teeth.
 Fits Mercury 150 hp 4-Cylinder, 4-Stroke Outboards. (s/n 2B138363 - above)

1600-8M009221
 Black, 1.92:1 gear ratio. 25" extra long shaft length. 13 pinion teeth.
 Fits Mercury 150 hp 4-Cylinder, 4-Stroke Outboards. (s/n 2B138363 - above)

VERADO 135-200 L4 OUTBOARD GEARCASES

GEARCASE ASSEMBLY COMPLETE



1600-880686T23
 Black, RH, 2.08:1 gear ratio. 20" (L) long shaft length. 13 pinion teeth.
 Fits Mercury 135, 150, 175, 200 hp L4 Verado

1600-880686T24
 Black, RH, 2.08:1 gear ratio. 25" (XL) extra long shaft length. 13 pinion teeth.
 Fits Mercury 135, 150, 175, 200 hp L4 Verado

1600-880686T25
 Black, LH, 2.08:1 gear ratio. 25" (CXL) extra long shaft length. 13 pinion teeth.
 Fits Mercury 135, 150, 175, 200 hp L4 Verado

VERADO 200-275 L6 OUTBOARD GEARCASES

GEARCASE ASSEMBLY COMPLETE



1600-880686T13
 Black, 1.85:1 gear ratio, 20 inch. 13 pinion teeth. (L model) driveshaft length, right hand rotation
 Fits the 6 cylinder Verado with 4.80 inch torpedo diameter

1600-880686T14
 Black, 1.85:1 gear ratio, 25 inch. 13 pinion teeth. (XL model) driveshaft length, right hand rotation
 Fits the 6 cylinder Verado with 4.80 inch torpedo diameter

1600-880686T15
 Black, 1.85:1 gear ratio, 25 inch. 13 pinion teeth. (CXL model) driveshaft length, left hand counter rotation
 Fits the 6 cylinder Verado with 4.80 inch torpedo diameter

1600-880686T16
 Black, 1.85:1 gear ratio, 30 inch. 13 pinion teeth. (XXL model) driveshaft length, right hand rotation
 Fits the 6 cylinder Verado with 4.80 inch torpedo diameter

1600-880686T17
 Black, 1.85:1 gear ratio, 30 inch. 13 pinion teeth. (CXXL model) driveshaft length, left hand counter rotation
 Fits the 6 cylinder Verado with 4.80 inch torpedo diameter

VERADO 300 L6 OUTBOARD GEARCASES

GEARCASE ASSEMBLY COMPLETE



1600-880686T54
 Black, 1.75:1 gear ratio, 20 inch. 12 pinion teeth (L model) driveshaft length, right hand counter rotation.
 Fits the 6 cylinder Verado with 4.80 inch torpedo diameter.

1600-880686T57
 Black, 1.75:1 gear ratio, 20 inch, 12 pinion teeth, (CL model) driveshaft length, left hand counter rotation.
 Fits the 6 cylinder Verado with 4.80 inch torpedo diameter.

1600-880686T55
 Black, 1.75:1 gear ratio, 20 inch, 12 pinion teeth, (XL model) driveshaft length, right hand counter rotation.
 Fits the 6 cylinder Verado with 4.80 inch torpedo diameter.

1600-880686T58
 Black, 1.75:1 gear ratio, 25 inch, 12 pinion teeth, (CXL model) driveshaft length, left hand counter rotation.
 Fits the 6 cylinder Verado with 4.80 inch torpedo diameter.

1600-880686T56
 Black, 1.75:1 gear ratio, 30 inch, 12 pinion teeth, (XXL model) driveshaft length, right hand counter rotation.
 Fits the 6 cylinder Verado with 4.80 inch torpedo diameter.

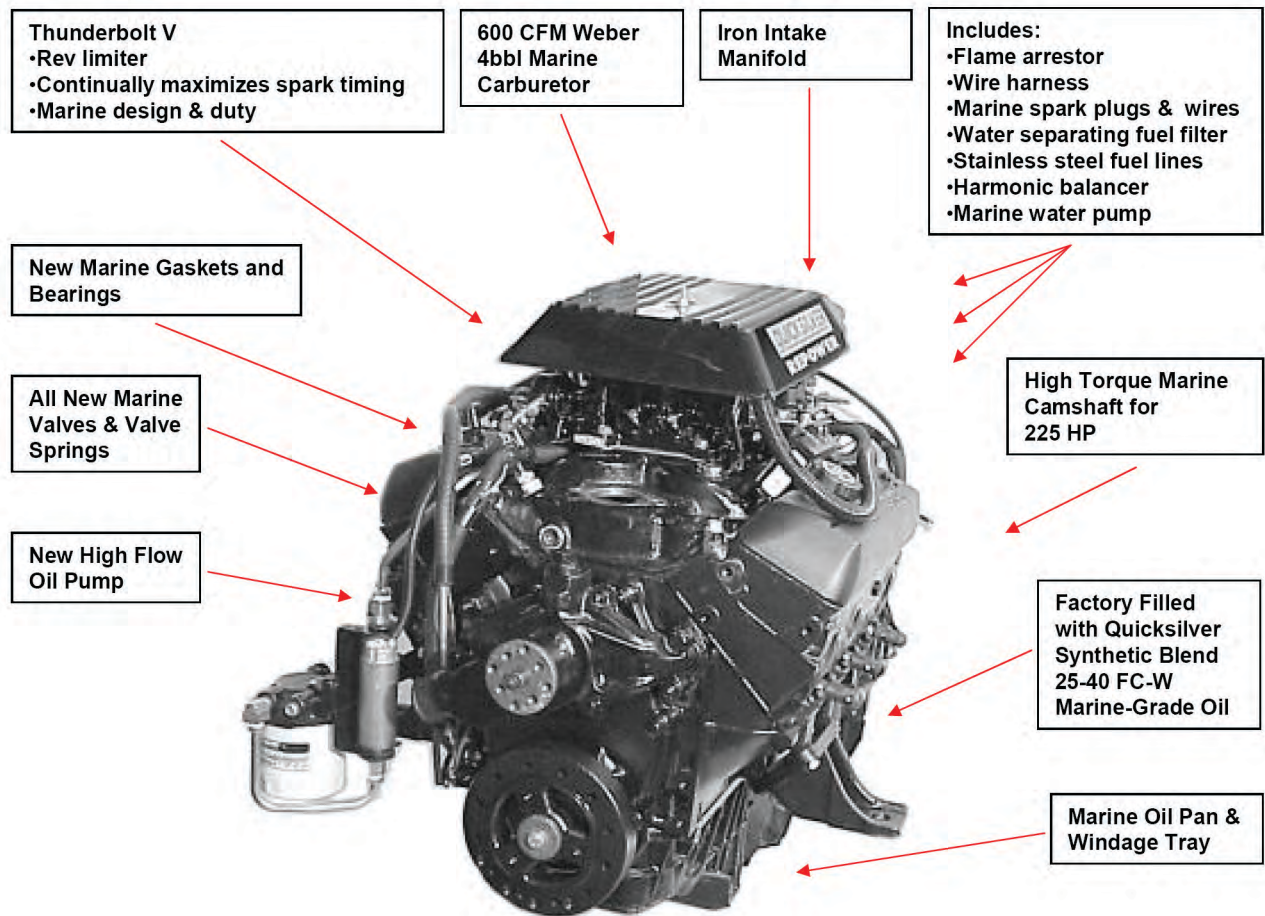
1600-880686T59
 Black, 1.75:1 gear ratio, 30 inch, 12 pinion teeth, (CXXL model) driveshaft length, left hand counter rotation.
 Fits the 6 cylinder Verado with 4.80 inch torpedo diameter.

PLUS SERIES ENGINES - PARTIALLY DRESSED ENGINE FEATURES



4.3L Gen+ (V6) Partially dressed Engine

- Remanufactured to offer the best repower value
- Ultimate in flexibility
- 225 HP
- 1 Year Limited Factory Warranty
- Fits any brand not just MerCruiser



MERCURISER

3.0L/4.3L/350/540 CRATE ENGINES

MERCUISER



350 MPI Bravo® Crate Engine

This premium 300hp engine features a heavy-duty Quicksilver block and smooth-flowing Quicksilver cylinder heads for reliable performance in sterndrive or inboard installations.

Replaces: 5.7L MPI inboard and sterndrive engines, including MerCruiser, Volvo Penta, Crusader/PCM, and Indmar. With free PCM voucher these can also upgrade most 5.0L MerCruiser sterndrives.



3.0L TKS Crate Engine

This durable 135hp engine features a turnkey starting carburetor and updated Quicksilver combustion chambers for smoother operation.

Replaces: 2.5L, 3.0L or 3.0LX engines with a MerCruiser or Volvo Penta sterndrive.



CRATE ENGINES

If the engine to be repaired has internal damage, but the dress components are in good condition, a Quicksilver crate engine can be a value alternative to purchasing a complete new engine. A Quicksilver crate engine is a major assembly that includes a new longblock as well as the fuel delivery and ignition components required for a high-quality major repair. The engine is completed by reusing many components from the engine being repaired, or those components must be purchased separately. Quicksilver crate engines are universal power upgrades for MerCruiser® sterndrive and inboard applications, and they're adaptable to other brands of sterndrives and inboards regardless of make.



350 Crate Engines

300 HP

With several internal upgrades and 1 year of standard limited warranty, the 350 MPI crate engines stand tall as the best overall value to repower your marine engine.



- 1-Year limited factory warranty
- 4-Bolt mains, screw in rocker studs
- Internal updates: 4-bolt main, screw-in rocker studs
- Repower many makes of sterndrives and inboards including Volvo, Crusader, and Indmar
- The 350 MPI Crate engine offers a great way to power-up from an obsolete 5.0 MPI model



714-8M0187352 | Use for 2002-2004 Mercruiser models rated for 4600-5200 RPM
714-8M0187351 | Use for 2005 & newer Mercruiser models rated for 4800-5200 RPM



Power	300HP
Full Throttle Range	4600-5000 RPM & 4800-5200 RPM
Displacement	350 CID (5.7L)
Engine Type	4-bolt main iron block with Mercury iron heads using screw in Rocker Studs and Hardened Seats
Bore & Stroke	4.00" x 3.46" (102mm x 88mm)
Compression Ratio	9.4:1
Rocker Arm Ratio	1.5:1 Stamped Steel
Cranktrain	Nodular Iron Crankshaft and Powder Metal Rods
Fuel Requirement	87 Octane (R/M/2)
Fuel System	MPI system includes Fuel Injectors, Fuel Rail, & Sensors
Induction System	Marine intake with iron base and 2-piece long runner intake with 75mm Throttle Body Unit
Ignition System	High Voltage Switch and Platinum Spark Plugs
Charging System	Not Installed
Water Drain System	Not Installed
Exhaust System	Not Installed
Cooling System	Marine Circulating Water Pump Included
Accessory Drive System	Not Installed
Lubrication System	High Flow Oil Pump
Recommended Engine Oil	SAE 25-40 NMMA Certified FC-W Synthetic Blend
Audio Warning System	Not Installed
Alpha Ratio (Gen I, Gen II)	1.50:1, 1.47:1
Bravo One® Ratios	1.50:1, 1.65:1
Bravo Two® Ratios	2.00:1, 2.20:1, 2.40:1 High Altitude
Bravo Three® Ratios	2.00:1, 2.20:1, 2.40:1 High Altitude
Inboard Ratios	Depends Upon Application
Shipping Dimensions (LxWxH)	42" X 30" X 35" (1054mm x 749 mm x 991 mm)
Engine Weight (Lbs. / Kg)	598 / 272



© 2022 Mercury Marine. All Rights Reserved. Reproduction in whole or in part without permission is prohibited. 90-8M0204238


MERCURISER

QUICKSILVER CRATE ENGINES

QUICKSILVER has been building the 350 Crate Engines as parts for repairing boat engines since 2008. These never were converted automotive units or remanufactured, but rather built by QUICKSILVER from scratch for marine duty. CRATE ENGINES are major assemblies that include a new longblock as well as the fuel delivery and ignition components required for a high quality major repair. But, they require many more parts to be transferred from the engine being repaired or bought new before a boat can be made to go. CRATE ENGINE major assemblies lack: a cooling system, engine mounts, fuel handling system, exhaust system, couplers, control mounting points, a starter, accessory drive, alternator, seawater pump, power steering, and usually a flywheel. The offerings are now expanding beyond the familiar 350 carbureted and MPI models.

3.0L CRATE ENGINE

3.0L TKS CRATE ENGINE



8M0187350

135 HP @ 4800 RPM. 181 cubic inch partially dressed marine engine. Engine Features: Turn Key Start Carburetor with Mechanical Fuel Pump and Flame Arrestor. Built with 100% new Quicksilver: cast iron block, large fillet radii crankshaft, Tri-metal bearings, 9.3:1 hypereutectic pistons, revised TKS carburetor calibration, and 1.5:1 rocker arms. Quicksilver cylinder heads feature: hardened seats, screw in studs, Black-X valves & an exclusive Quicksilver combustion chamber allowing 4 deg BTDC base timing. Content includes harmonic balancer, thermostat housing with 140F degree thermostat, NGK spark plugs, marine distributor, plug wires, exhaust elbow, sensors, audio warning horn for overheat, low oil pressure, and low drive lube levels. It uses EST Analog Ignition, includes shift bracket for shift interrupt, and 14-pin Harness. Compatible with front or side engine mounts. Pilot bore machined into crankshaft to accept dealer installed Volvo couplers.

Runs on 87 Octane Fuel.
135 HP 100% New Crate Engine

This all-new construction 3.0L crate engine is for all makes of inboard and sterndrive 3.0L marine carbureted engines built since 1990 & up. It requires the installation of a 14" flywheel. A refurbished 14" flywheel 8M0135884 is available separately.

350 MPI BRAVO CRATE ENGINE

350 MPI BRAVO CRATE ENGINE



8M0187352

300 HP @ 5000 RPM – Standard / Left-Hand rotation. Brand New 350 cubic inch partially dressed marine engine assembly. Feature include: New 75mm TBU, 2-piece aluminum intake manifold with iron base, new fuel injector & rail assembly, TPS & TMAP sensors, HVS assembly, nodular iron crankshaft, roller camshaft, Quicksilver iron cylinder heads, screw-in rocker studs, stainless steel valves, 9.4:1 hypereutectic pistons.

Includes: Harmonic balancer, oil pan, circulating water pump, NGK spark plugs, wires and crank sensor. Runs on 87 Octane Fuel.

300 HP New Crate Engine

Not just a service replacement, this all new construction crate engine can be used as a power upgrade for 2002-2004 MerCruiser 5.0L Bravo sterndrives (s/n 0M600000-0W029410) with a single knock sensor & Gen II Cool Fuel. Includes a voucher for an ECM or PCM to aid with the repower of any MerCruiser 5.0L MPI into a 350 MPI

8M0187351

300 HP @ 5200 RPM – Standard / Left-Hand rotation. Brand New 350 cubic inch partially dressed marine engine assembly. Feature include: 75mm TBU, 2-piece aluminum intake manifold with iron base, new fuel injectors & rail assembly, TPS & TMAP sensors, HVS assembly, nodular iron crankshaft, roller camshaft, Quicksilver iron cylinder heads, screw-in rocker studs, stainless steel valves, 9.4:1 hypereutectic pistons.

Includes: Harmonic balancer, oil pan, circulating water pump, NGK spark plugs, wires, crank and knock sensors. Runs on 87 Octane Fuel.

300 HP New Crate Engine

Not just a service replacement, this all new construction crate engine can be used as a power upgrade for 2005 & MerCruiser 5.0L Bravo sterndrives (s/n 0W310000 and up) with dual knock sensors & Gen 3 Cool Fuel. Includes a voucher for an ECM or PCM to aid with the repower of any MerCruiser 5.0L MPI into a 350 MPI

8.1L CRATE ENGINE

QUICKSILVER REMANUFACTURING 8.1L CRATE ENGINE



8M0188315

8 Cylinder, 8.1 Liter, 496 V-8
(Left-Hand Standard Rotation)

This is a remanufactured GM engine that replaces all OEM makes of 2001 & Up 8.1L base GM marine engines rated at 370-375 HP. Not recommended to service Mercury Remanufacturing or Quicksilver engines due to different oil lines.

Remanufactured Engine features: cast iron longblock, aluminum intake manifold, sterndrive flywheel, fuel injectors, and fuel rail.

New content includes: forged steel crankshaft, harmonic balancer, marine water pump, spark plugs, fuel injector harness, coils, coil harness, MAT/MAP sensors, & cam sensor.

Does not include: TBU, TPS sensor, Crank Position Sensor, Engine Mounts, Engine Oil, and inboard applications may have to provide their own flywheel.


1-Year of Limited factor Warranty

375 HP Remanufactured Marine Crate Engine

Applications include:

2001-2009 MerCruiser 496 Mag Bravo engines (SN 0M025000 – 1A350678)
2001-2009 MerCruiser 8.1S Horizon engines (SN 0M026000 – 1A380318)

QUICKSILVER REMANUFACTURING 8.1L CRATE ENGINE



8M0188316

8 Cylinder, 8.1 Liter, 496 V-8 High Output
(Left-Hand Standard Rotation)

This is a remanufactured GM engine that replaces all OEM makes of 2001 & Up 8.1L High Output GM marine engines rated at 420-425 HP. Not recommended to service Mercury Remanufacturing or Quicksilver engines due to different oil lines. Remanufactured Engine features: cast iron longblock, aluminum intake manifold, sterndrive flywheel, fuel injectors, and fuel rail.

New content includes: forged steel crankshaft, harmonic balancer, marine water pump, spark plugs, fuel injector harness, coils, coil harness, MAT/MAP sensors, & cam sensor.

Does not include: TBU, TPS sensor, Crank Position Sensor, Engine Mounts, Engine Oil, and inboard applications may have to provide their own flywheel. 1-Year of Limited factor Warranty

425 HP Remanufactured Marine Crate Engine

Applications include:

2001-2009 MerCruiser 496 Mag H.O. Bravo engines (SN 0M025000 – 1A350678)
2001-2009 MerCruiser 8.1S H.O. (SN 0M026000 – 1A380318)

MERCUISER

QUICKSILVER PLUS SERIES ENGINES

MERCUISER

THE QUICKSILVER® DIFFERENCE

Quicksilver premium marine engines are designed to be drop-in replacement powertrains for just about any classic sterndrive- or inboard-powered boat. A Quicksilver engine can get you back on the water in record time, without breaking the bank. When you're thinking about repowering, consider the Quicksilver difference.



All-New Engines

Quicksilver marine engines are new from the bottom up – never rebuilt, remanufactured or reconditioned. You get a brand-new engine with improved components, technology and built-in durability designed to withstand years of marine duty – one of the most abusive and demanding environments for any engine.

Marine Rated

These are genuine marine engines, fitted with U.S. Coast Guard-approved components and corrosion-resistant fasteners, and finished with a durable corrosion-resistant paint process.

Tested Tough

Quicksilver has the unrivaled experience, resources, facilities and research-and-development capabilities it takes to deliver superior products. Millions of hours are spent validating Quicksilver marine engines to ensure they meet our high standards for performance and reliability.

Custom-Cast Engine Blocks



Quicksilver starts with a new iron block cast to our specifications and designed expressly for marine duty. Thicker castings ensure quieter operation and better durability in saltwater when compared to a standard automotive block.

Durable Black-X Valves



Black-X composite valves contribute to a 42% reduction in valve wear compared to traditional stainless steel valves with hardened seats, for longer engine life, especially in the presence of modern ethanol-blended fuels.

Multi-Port Fuel Injection (MPI)



The modern Multi-Port Fuel Injection (MPI) featured on most Quicksilver complete engines offers easier starts, improved fuel economy and snappier throttle response when you replace an older engine with a carburetor or early fuel-injection system.

Analog Controls with SmartCraft

Quicksilver marine engines are designed to work with analog (cable) controls, which helps keep the repower project easy and affordable.

Protected by Engine Guardian



To protect your investment, most Quicksilver complete engines feature a helm-mounted Audio Warning System with Engine Guardian to protect against engine damage. Engine Guardian monitors the critical sensors on the engine and will respond to a problem by emitting a warning tone and/or reducing power to protect the engine.

SPECIFICATIONS

STERNDRIVE ENGINES

Engine Model	3.0L Alpha® TKS	350 MPI Alpha / Bravo®	383 MPI Bravo	496 / 496 H.O. MPI Bravo
HP/kW	135/99	300/224	350/261	375/317 / 425/317
WOT RPM	4400-4800	4800-5200	4800-5200	4400-4800 / 4600-5000
Cylinders	I4	V8	V8	V8
Displacement	181 CID (3.0L)	350 CID (5.7L)	383 CID (6.3L)	496 CID (8.1L)
Exhaust System	Iron Manifold	Iron Manifold with Dry-Joint Exhaust Elbow	Iron Manifold with Dry-Joint Exhaust Elbow	Iron Manifold with 4" Diameter 316SS Dry-Joint Exhaust Elbow
Accessory Drive System	V-Belt	Serpentine Belt	Serpentine Belt	Serpentine Belt
Lubrication System	High Flow Oil Pump	High Flow Oil Pump	High Flow Oil Pump	High Flow Oil Pump & Copper Engine Oil Cooler
Fuel System	ZV MercCarb with Automatic Enrichment for Turnkey Starting	MPI system with Gen2 Cool Fuel	MPI system with Gen2 Cool Fuel	Sequential MPI with Gen II Cool Fuel
Fuel Requirement	87 Octane (R+M)/2	87 Octane (R+M)/2	87 Octane (R+M)/2	87 Octane (R+M)/2
Cooling System	Thermostatically Controlled Raw Water	Thermostatically Controlled Raw Water	Closed Cooling, Long Life 5-Year Anti-Freeze, Brass Sea Water Pump	Closed Cooling, Long Life 5-Year Anti-Freeze, Brass Sea Water Pump
Engine Weight	567lbs (257kg)	932lbs (423kg)	980lbs (445kg)	1131lbs (513kg)
Dimensions (LxWxH)	29" x 22" x 21" (730mm x 565mm x 526mm)	32" x 30" x 22" (814mm x 740mm x 559mm)	32" x 30" x 22" (814mm x 740mm x 559mm)	35" x 33" x 24" (888mm x 840mm x 603mm)
Boat Harness Type	14-pin	10-pin	10-pin	14-pin

INBOARD ENGINES

Engine Model	350 MPI Horizon®	350 MPI Tow	8.1L MPI Horizon
HP/kW	300/224	315/235	370/272
WOT RPM	4400-4800	4800-5200	4200-4600
Cylinders	V8	V8	V8
Displacement	350 CID (5.7L)	350 CID (5.7L)	496 CID (8.1L)
Exhaust System	Iron Manifold with Dry-Joint Exhaust Manifold	Iron Manifold with Dry-Joint Exhaust Elbow Rear Facing Ski Elbow with 90 Degree Adaptor 3" Outlets	Iron Manifold with 4" Dia. 316SS Dry-Joint Exhaust Elbow, +2 Risers
Accessory Drive System	Serpentine Belt	Serpentine Belt	Serpentine Belt
Lubrication System	High Flow Oil Pump	High Flow Oil Pump, Remote Oil Filter	High Flow Oil Pump & Copper Engine Oil Cooler
Fuel System	MPI system with Gen2 Cool Fuel	MPI system with Gen3 Cool Fuel	MPI system with Gen2 Cool Fuel
Fuel Requirement	87 Octane (R+M)/2	87 Octane (R+M)/2	87 Octane (R+M)/2
Cooling System	Closed Cooling, Long Life 5-Year Anti-Freeze, Brass Sea Water Pump	Thermostatically Controlled Raw Water	Closed Cooling, Long Life 5-Year Anti-Freeze, Brass Sea Water Pump
Engine Weight	980lbs (444kg)	801lbs (363kg)	1130lbs (513kg)
Dimensions (LxWxH)	43" x 30" x 22" (1092mm x 740mm x 559mm)	43" x 30" x 22" (1092mm x 740mm x 559mm)	47" x 33" x 24" (1194mm x 838mm x 610mm)
Boat Harness Type	10-pin	14-pin	14-pin

MERCUISER

3.0L ALPHA TKS




3.0L Alpha TKS

135 HP

The ideal repower for your runabout or pontoon boat using the classic front engine mount system.

- No Power Steering - The best value available
- Turn Key Starting
- Black-X Valve Tech



712-84018258

Power	135HP (99KW)
Full Throttle Range	4400-4800 RPM
Displacement	181 CID (3.0L)
Engine Type	All new iron block with Quicksilver iron heads using screw in rocker studs, Black-X valves, and hardened valve seats
Bore & Stroke	4.00" x 3.60" (102mm x 88mm)
Compression Ratio	9.3:1 with Cast Alloy Pistons
Rocker Arm Ratio	1.5:1 Stamped Steel
Cranktrain	Nodular Iron Crankshaft
Fuel Requirement	87 Octane (R+M)/2
Fuel System	2V MercCarb with Automatic Enrichment for Turn Key Starting with Mechanical Fuel Pump
Induction System	Iron Manifold
Ignition System	Distributor
Charging System	65 Amp / 917 Watt Alternator
Water Drain System	EZ Water Drain using Blue Drain Hoses with Retractable Handle
Exhaust System	Iron Manifold
Cooling System	Thermostatically Controlled Raw Water - 143F
Accessory Drive System	V-Belt
Lubrication System	High Flow Oil Pump
Recommended Engine Oil	SAE 25W40 NMMA Certified FC-W Synthetic Blend
Audio Warning System	Oil Pressure, Coolant Temperature, Drive Lube
Alpha Gear Ratios	2.00:1 / 2.40:1 High Altitude
Dimensions (LxWxH)	29" x 22" x 21" (730mm x 565mm x 535mm)
Engine Weight (Lbs. / Kg)	567 / 257
Optional Fresh Water Cooling	Dealer Installed Kit
Boat Harness Type	14-pin



© 2022 Mercury Marine. All Rights Reserved. Reproduction in whole or in part without permission is prohibited. 90-840204/22


350 MPI ALPHA

350 MPI Alpha

300 HP

It's the V-6 engine you really wanted when you bought the boat. It's never too late to upgrade from a carburetor or from a 5.0L to a 350 MPI.

- 1-Year limited factory warranty
- Internal upgrades: Black-X Valve Tech, screw in studs, thick wall casting, hardened valve seats



712-8M01B239

QUICKSILVER
Marine Parts & Accessories

Power	300 HP (224 kW)
Fuel Throttle Range	4800-5200 RPM
Displacement	350 CID (5.7L)
Engine Type	All new iron block with Quicksilver iron heads using screw in rocker studs, Black-X valves, and hardened valve seats
Bore & Stroke	4.00" x 3.46" (102mm x 88mm)
Compression Ratio	9.4:1
Rocker Arm Ratio	1.5:1 Stamped Steel
Cranktrain	Nodular Iron Crankshaft and Powder Metal Rods
Fuel Requirement	87 Octane (R-M)/2
Fuel System	MPI system with Gen2 Cool Fuel
Induction System	Marine Intake with iron base and 2-piece long runner intake with 75mm Throttle Body Unit
Control System	ECM 555 with SmartCraft CAN Capability
Ignition System	Crank Fired High Voltage Switch w/Knock Control & Iridium Spark Plugs
Charging System	65 Amp / 917 Watt Alternator
Water Drain System	Multi-Point Drain - Hand removable Blue Drain Plugs
Exhaust System	Iron Manifold with Dry-Joint Exhaust Elbow
Cooling System	Thermostatically Controlled Raw Water - 160F
Accessory Drive System	Serpentine Belt
Lubrication System	High Flow Oil Pump
Recommended Engine Oil	SAE 25W/40 NMMA Certified FC-W Synthetic Blend
Audio Warning System	Oil Pressure, Coolant Temperature, Drive Lube, Water Pressure
Alpha® Rales	1.4:1 / High Altitude 1.8:1
Shipping Dimensions (LxWxH)	32" x 30" x 22" (814mm x 740 mm x 559 mm)
Optional FW Cooling	Dealer Installed Kit
Boat Harness Type	10-pin
Engine Weight (Lbs. / Kg)	932 / 423

© 2022 Mercury Marine. All Rights Reserved. Reproduction in whole or in part without permission is prohibited. 90-8M0204239



MERCUISER

350 MPI BRAVO

350 MPI Bravo


300 HP

It's the I-6 engine you really wanted when you bought the boat. It's never too late to upgrade from a carburetor or from a 5.0L to a 350 MPI!

- 1-Year limited factory warranty
- Internal upgrades: Black-X Valve Tech, screw in studs, thick wall casting, hardened valve seats



Power	300 HP (224 kW)
Full Throttle Range	4800-5200 RPM
Displacement	350 CID (5.7L)
Engine Type	All new iron block with Quicksilver iron heads using screw in rocker studs, Black-X valves, and hardened valve seats
Bore & Stroke	4.00" x 3.48" (102mm x 88mm)
Compression Ratio	9.4:1
Rocker Arm Ratio	1.5:1 Stamped Steel
Cranktrain	Modular Iron Crankshaft and Powder Metal Rods
Fuel Requirement	87 Octane (R+M)/2
Fuel System	MPI system with Gen2 Cool Fuel
Induction System	Marine intake with iron base and 2-piece long runner intake with 75mm Throttle Body Unit
Control System	ECM 555 with SmartCrat CAM Capability
Ignition System	Crank Fired High Voltage Switch w/Knock Control & Iridium Spark Plugs
Charging System	65 Amp / 917 Watt Alternator
Water Drain System	Multi-Point Drain – Hand removable Blue Drain Plugs
Exhaust System	Iron Manifold with Dry-Joint Exhaust Elbow
Cooling System	Thermostatically Controlled Raw Water – 160F
Accessory Drive System	Serpentine Belt
Lubrication System	High Flow Oil Pump
Recommended Engine Oil	SAE 25W/40 NMMA Certified FC-W Synthetic Blend
Audio Warning System	Oil Pressure, Coolant Temperature, Drive Lube, Water Pressure
Bravo One® Ratios	1.50:1, 1.65:1
Bravo Two® Ratios	2.00:1, 2.20:1
Bravo Three® Ratios	2.00:1, 2.20:1, 2.43:1
Shipping Dimensions (LxWxH)	32" x 30" x 22" (814mm x 740 mm x 559 mm)
Optional FW Cooling	Dealer Installed Kit
Boat Harness Type	10-pin
Engine Weight (Lbs. / Kg)	932 / 423



712-5M0187360




© 2022 Mercury Marine. All Rights Reserved. Reproduction in whole or in part without permission is prohibited. 90-8M0204241

383 MPI Bravo (FWC)

350 HP

With a full closed cooling system and tons of torque this engine is more than ready to upgrade single and twin engine boats using 330, 377 & 454 engines used in saltwater

- 1-Year limited factory warranty
- Internal upgrades: Black-X Valve Tech, screw in studs, thick wall casting, hardened valve seats



QUICKSILVER
Marine Parts & Accessories

Power	350 HP
Full Throttle Range	4800-5200 RPM
Displacement	383 CID (6.3L)
Engine Type	All new iron block with Quicksilver iron heads using screw in rocker studs, Black-X valves, and hardened valve seats
Bore & Stroke	4.030" x 3.2750" (102mm x 85mm)
Compression Ratio	9.0:1 with Hypereutectic Pistons
Rocker Arm Ratio	1.6:1 Full Roller
Fuel Requirement	87 Octane (R/M)/2
Fuel System	MPI system with Gen II Cool Fuel
Induction System	2-piece long runner intake with 75mm Throttle Body
Control System	ECM 555 with Smartcraft CAN Capability
Ignition System	Crank Fired High Voltage Switch w/ Knock Control & Inertia Spark Plugs
Charging System	65 Amp / 917 Watt Alternator
Water Drain System	Multi-Point Drain - Hand removable Blue Drain Plugs
Exhaust System	Iron Manifold with Dry-Joint Exhaust Elbow
Cooling System	Full Closed Cooling - 160F
Accessory Drive System	Serpentine Belt
Lubrication System	High Flow Oil Pump
Recommended Engine Oil	SAE 25W40 MMMA Certified FC-W Synthetic Blend
Audio Warning System	Oil Pressure, Coolant Temperature, Drive Lubr, Water Pressure
Bravo One® Ratios	1.50:1, 1.65:1
Bravo Two® Ratios	1.81:1, 2.00:1, 2.20:1
Bravo Three® Ratios	1.81:1, 2.00:1, 2.20:1, 2.43:1
Dimensions (LxVxH)	32" x 30" x 22" (814mm x 760 mm x 559 mm)
Engine Weight (Lbs. / Kg)	980 / 445
Fresh Water Cooling	Standard
Boat Harness Type	10-pin

© 2022 Mercury Marine. All Rights Reserved. Reproduction in whole or in part without permission is prohibited. 30-8M020A240



QUICKSILVER PLUS-SERIES ENGINES

The PLUS-SERIES ENGINES from QUICKSILVER are 100% new construction, and contain all the parts a CRATE ENGINE lacks. These are drop-in-ready new marine engines. Based on popular MerCruiser and Mercury Remanufacturing models, these are 100% new engines that are built with marine-grade engine internals and other NEW marine components. QUICKSILVER PLUS-SERIES engines are 100% new factory engines for repowering classic boats built before 2008.

Since the focus of PLUS-SERIES ENGINES is repower, many parts included in new MerCruiser engines used for new boat construction are not included. Parts such as: transoms, trim pumps, Y-Pipes, rigging, props, boat harnesses, riser kits, closed cooling kits, steering cylinders, lubes, and many other parts required for a successful repower must all be purchased separately.

Adapting Plus Series engines to specific applications may require some parts to be transferred from the engines coming out of the boat or purchased separately. Examples include:

- Transfer of flywheel housings, couplers, and other hardware to adapt to various makes of drives and transoms
- Changing engine couplers to match specific transmissions, or customer preferences
- Changing engine mounts from front to side, or using solid engine mounts
- Use of various Quicksilver kits to meet customer preferences or the specified installation requirements found in the Repower Reference Manual included with the engine

3.0L TKS - ENGINE ONLY

QUICKSILVER 3.0L TKS ALPHA PLUS ENGINE



8M0187358

3.0L TKS Alpha Sterndrive Engine Only. 135 HP @ 4800 RPM. 181 Cubic Inch Fully Dressed Marine Engine. Engine Features: Non-Power Steering. Front Engine Mount. Turn Key Start Carburetor with Mechanical Fuel Pump. It is built with 100% new Quicksilver: cast iron block, large fillet radii crankshaft, Tri-metal bearings, 9.3:1 pistons, revised TKS carburetor calibration, 140F degree thermostat, NGK spark plugs, and 1.5:1 rocker arms. Quicksilver cast iron cylinder heads that feature: hardened seats, screw in studs, Black-X valves, & an exclusive Quicksilver combustion chamber allowing 4 deg BTDC base timing. Audio warning horn for overheat, low oil pressure, and low drive lube levels. It uses EST Analog Ignition, Single-Point Water Drain Using Blue Hoses, and 14-Pin Harness. Provision is made in the block for dealer installation of side engine mounts. Pilot bore machined into crankshaft to accept dealer installed Volvo couplers. Shipped with MerCruiser Alpha Coupler. Runs on 87 Octane Fuel.

NOTE: Because this is a completely new engine and not a major repower assembly, the old engine being replaced is to be returned per EPA 1068.240.
 135 HP 100% New Quicksilver Sterndrive Engine
 Replaces 3.0L Alpha sterndrive engines.
 "For Europe, this engine is not allowed for recreational usage, please request your customer service to sign an exemption form - see page n"

350 MPI ALPHA - ENGINE ONLY

350 MPI ALPHA - ENGINE ONLY



8M0187359

350 MPI ALPHA – Alpha Engine Only. 300 HP @ 5000 RPM. 350 Cubic Inch Fully Dressed Marine Engine. Engine Features 100% new Quicksilver: Cast Iron Engine Block, Raw Water Cooling with Warm Exhaust Manifolds, Flush System, Special Flame Graphics, Multi-Port Fuel Injection using Cool fuel II, Dry Joint Exhaust, Roller Camshaft, Quicksilver Cast Iron Cylinder Heads featuring Black-X Valve Tech, 1.5:1 stamped rocker arms, ECM555, Engine Guardian, SmartCraft Ready, Mechanical Throttle and Shift, and 10-Pin Harness. Runs on 87 Octane Fuel.

NOTE: If used with an Alpha One (Gen I) drive, this engine requires Seawater Pump Kit 46-8M0139983 & serpentine belt 57-865615Q03 (sold separately) for proper cooling.
 NOTE: Because this is a completely new engine and not a major repower assembly, the old engine being replaced is to be returned per EPA 1068.240.
 300 HP 100% New Quicksilver Sterndrive Engine
 Replaces: 5.0 EFI, 5.0L MPI, 5.7L EFI, & 350 MPI sterndrive Alpha models.
 "For Europe, this engine is not allowed for recreational usage, please request your customer service to sign an exemption form - see page n"

MERCURISER

350 MPI BRAVO - ENGINE ONLY

350 MPI BRAVO - ENGINE ONLY



8M0187360

350 MPI BRAVO – Bravo Engine Only, 300 HP @ 5000 RPM. 350 Cubic Inch Fully Dressed Marine Engine. Engine Features 100% new Quicksilver: Cast Iron Engine Block, Raw Water Cooling with Warm Exhaust Manifolds, Flush System, Special Flame Graphics, Multi-Port Fuel Injection using Cool fuel II, Dry Joint Exhaust, Roller Camshaft, Quicksilver Cast Iron Cylinder Heads featuring Black-X Valve Tech, 1.5:1 stamped rocker arms, ECM555, Engine Guardian, SmartCraft Ready, Mechanical Throttle and Shift, and 10-Pin Harness. Runs on 87 Octane Fuel.

NOTE: Because this is a completely new engine and not a major repower assembly, the old engine being replaced is to be returned per EPA 1068.240.

300 HP 100% New Quicksilver Sterndrive Engine

Replaces: 5.0 EFI, 5.0L MPI, 5.7L EFI, & 350 MPI sterndrive Bravo models.

"For Europe, this engine is not allowed for recreational usage, please request your customer service to sign an exemption form - see page n"

383 MPI FWC BRAVO - ENGINE ONLY

383 MPI FWC BRAVO - ENGINE ONLY



8M0187361

383 MPI FWC BRAVO – Bravo Engine Only, 350 HP @ 5200 RPM. 383 Cubic Inch Fully Dressed Marine Engine. Engine Features 100% new Quicksilver: Cast Iron Engine Block, Closed Cooled Engine Block & Exhaust Manifolds, Flush System, Special Flame Graphics, Multi-Port Fuel Injection using Cool fuel II, Dry Joint Exhaust, Roller Camshaft, Quicksilver Cast Iron Cylinder Heads featuring Black-X Valve Tech, 1.6:1 roller rocker arms, ECM555, Engine Guardian, SmartCraft Ready, Mechanical Throttle and Shift, and 10-Pin Harness. Runs on 87 Octane Fuel.

NOTE: Because this is a completely new engine and not a major repower assembly, the old engine being replaced is to be returned per EPA 1068.240.

350 HP 100% New Quicksilver Sterndrive Engine

Replaces: 5.0 EFI, 5.0L MPI, 5.7L EFI, 350 MPI, 377 MPI, 7.4L, 7.4L EFI, & 7.4L MPI sterndrive engines including SeaCore and Horizon Bravo models.

"For Europe, this engine is not allowed for recreational usage, please request your customer service to sign an exemption form - see page n"

PLUS SERIES ENGINES



Plus-Series Engines

- Remanufactured to offer the best repower value
- Many new Marine parts included
- 1 Year Limited Factory Warranty
- 100% Hot tested & pressure checked for quality



All New Stainless Steel Valves & Marine Valve Springs

Custom Flame Cover

CNC machined Remanufactured GM Vortec Marine Block
 •Line Bored Cam & Mains
 •Max 0.040" CNC Overbore
 •CNC Honed
 •CNC Deck Machining

383 use 1.6:1 Full Roller Rocker Arms

Marine Duty Cylinder Heads

Hypereutectic Pistons – Stronger than Cast Pistons

Hardened Valve Seats

New Marine Water Pump

New Marine Spark Plugs

Complete Accessory Drive System Included

Factory Filled with Quicksilver 25-40 FC-W Marine-Grade Oil

Some Blocks Machined for Mechanical Fuel Pump

Exclusive 357 & 383 Camshaft Profiles

383 uses 4340 Forged Crank, Others use Nodular Iron

Marine Oil Pan & Windage Tray

New High Flow Oil Pump ----
 383 use 100 psi Oil Pump

Exhaust System Includes Intermediate Pipes – No Y-pipes Included

MERCURUISER

MERCURY REMANUFACTURING PLUS-SERIES ENGINES

The PLUS-SERIES line from Mercury Remanufacturing is made up of unique engines that offer value performance for your next repower. Based on our popular MerCruiser products, these are fully remanufactured engines that are fitted with marine-grade performance valve train, pistons, induction system and (in some cases) marine headers to deliver factory reliability at an affordable price.

Each PLUS-SERIES engine is "Hot Tested" by supplying fuel and coolant so technicians can perform a series of live-running tests for quality assurance. All PLUS-SERIES engines are completely remanufactured and include exhaust manifolds, fuel, electrical and ignition systems so they are ready to rig into a boat.

PLUS-SERIES engines from Mercury Remanufacturing come with a One-Year Factory Limited Warranty.

Adapting Plus Series engines to specific applications may require some parts to be transferred from the engines coming out of the boat or purchased separately. Examples include:

- Transfer of flywheel housings, couplers, and other hardware to adapt to various makes of drives and transoms.
- Changing engine couplers to match specific transmissions, or customer preferences.
- Changing engine mounts from front to side, or using solid engine mounts.
- Use of various Quicksilver kits to meet customer preferences or the specified installation requirements found in the Repower Reference Manual included with the engine.

3.0L TKS - ENGINE ONLY

3.0L TKS ALPHA – ENGINE ONLY



8M0168484

3.0L TKS Alpha Sterndrive Engine Only. 135 HP @ 4800 RPM. 183 Cubic Inch Fully Dressed Marine Engine. Engine Features: Non-Power Steering. Front Engine Mount. Turn Key Start Carburetor with Mechanical Fuel Pump. It is Built with GM Marine Remanufactured Cast Iron Cylinder Heads and Block, 9.3:1 Pistons, and 1.5:1 Rocker Arms. Audio warning horn for overheat, low oil pressure, and low drive lube levels. Remote oil filter standard. It uses EST Analog Ignition, Single-Point Water Drain Using Blue Hoses, and 14-Pin Harness. Runs on 87 Octane Fuel.

135 HP Remanufactured Sterndrive Engine
Replaces 3.0L Alpha sterndrive engines

4.3L ALPHA 4V - ENGINE ONLY

4.3L ALPHA 4V EST - ENGINE ONLY



8M0187349

4.3L Alpha 4V EST Sterndrive Engine Only. 225 HP @ 4600 RPM, 4.3 Liter Fully Dressed Marine Engine. Engine Features: Special Flame Graphics, 600 cfm 4bbl Carburetor, Exclusive High-Torque Aluminum Intake Manifold with Bronze Water Crossover & Pads, Electric Fuel Pump, 2-Piece Wet Joint Exhaust, Nodular Iron Crankshaft, Billet Steel Roller Camshaft, Vortec Cast Iron Cylinder Heads, Stainless Steel Valves, 1.5:1 Roller Rocker Arms, EST Analog Ignition, 10-Pin Harness. Runs on 87 Octane Fuel.

225 HP Remanufactured Engine
Replaces MerCruiser 4.3L & 5.0L sterndrive engines.

350 MPI ALPHA - ENGINE ONLY

350 MPI ALPHA - ENGINE ONLY



8M0188295

350 MPI Alpha Sterndrive Engine Only. 300 HP @ 5000 RPM, 5.7L/350 Cubic Inch Fully Dressed Marine Engine. Engine Features: Special Flame Graphics, Multi-Port Fuel Injection Using Cool Fuel II, Dry Joint Exhaust, Nodular Iron Crankshaft, Roller Camshaft, Vortec Cast Iron Cylinder Heads, Stainless Steel Valves, 9.4:1 Hypereutectic Pistons. It uses ECM 555 with Engine Guardian and is SmartCraft ready, 10-Pin Harness. Runs on 87 Octane Fuel.

NOTE: If used with an Alpha One (GEN I) drive, this engine requires a Seawater pump kit 46-807151A5 (sold separately) for proper cooling.
300 HP Remanufactured Sterndrive Engine.
Replaces 5.0L, 5.0L EFI/MPI, 5.7L, 5.7L EFI/MPI and 350 Mag MPI sterndrive engines.

383 MAG STROKER - ENGINE ONLY

383 MAG STROKER



865108R80

383 MAG Stroker Bravo Sterndrive Engine Only. 350 HP @ 5200 RPM, 383 Cubic Inch Stroker Fully Dressed Marine Engine. Engine Features: Special Flame Graphics, Multi-Port Fuel Injection using Cool Fuel II, Dry Joint Exhaust, 100 PSI Oil Pump, 4340 Forged Steel Crankshaft, High-Lift Billet Steel Camshaft, Vortec Cast Iron Cylinder Heads, Stainless Steel Valves, 9.0:1 Hypereutectic Pistons and 1.6:1 Roller Rocker Arms. It uses ECM555 with Engine Guardian and is SmartCraft ready, 10-pin Harness. Runs on 87 Octane Fuel.

350 HP Remanufactured Sterndrive Engine
Replaces 350 MAG, 6.2L MPI, 7.4L & 7.4L MPI sterndrive engines.

383 MAG STROKER INBOARD



865108R10

383 Mag Stroker Inboard - Down Angle Engine Only. 350 HP @ 5000 RPM.
383 Cubic Inch Motor Fully Dressed Marine Engine. Engine Features: Special Flame Graphics, Multi-Port Fuel Injection using Gen 3 Cool Fuel, Dry Joint Exhaust, 100 PSI Oil Pump, 4340 Forged Steel Crankshaft, High-Lift Billet Steel Camshaft, Vortec Cast Iron Cylinder Heads, Stainless Steel Valves, 9.0:1 Hypereutectic Pistons, 1.6:1 Roller Rocker Arms, Raw Water Cooling, ECM555, Engine Guardian, SmartCraft Ready, Mechanical Throttle and Shift, Premium Dual-Stage Driveplate, Inboard High-Mount Starter, and 10-Pin Harness. Runs on 87 Octane Fuel.

NOTE: Dealer must change driveplate if used with in-line transmissions.

350 HP Remanufactured Inboard Engine

Replaces all makes of Standard (LH) Rotation 5.7L, 6.0L, & 7.4L inboard engines.

SERVICE MANUALS FOR PLUS SERIES

Service Manuals for Plus Series Engines

Reman & Quicksilver Engine Models	Covered by MC Service Manual #'s	MerCruiser Service Manual Titles	Supplements	Manual Part #'s	Supplement Part #'s
3.0L Crate Engines	#26 + #41	4-Cylinder Sterndrive 3.0L Alpha	Turn Key Start (TKS)	90-861329 1	90-866202
3.0L Alpha TKS	#26 + #41	4-Cylinder Sterndrive 3.0L Alpha	Turn Key Start (TKS)	90-861329 1	90-866202
4.3L Alpha 4V Crate Engines	#18	V6 Gen II Balance Shaft Including Gen+ Engines		90-823226 1	
4.3L Alpha 4V	#18	V6 Gen II Balance Shaft Including Gen+ Engines		90-823226 1	
350 Carbureted Crate Engines Alpha & Gen+	#15 + #24	V-8 (for 4bb) + 305 CID (5.0L) / 350 CID (5.7L)		90-816463 / 90-861327 1	
357 Alpha & Bravo	#15 + #24	V-8 (for 4bb) + 305 CID (5.0L) / 350 CID (5.7L)		90-816463 / 90-861327 1	
350 MPI Crate Engines	#31 + #36	5.0L (305cid), 5.7L (350cid) and 6.2L (377cid)	ECM 555 Diagnostics	90-864260T00	90-864573001
350 MPI Alpha & Bravo	#31 + #36	5.0L (305cid), 5.7L (350cid) and 6.2L (377cid)	ECM 555 Diagnostics	90-864260T00	90-864573001
350 & 357 Horizon	#31 + #36	5.0L (305cid), 5.7L (350cid) and 6.2L (377cid)	ECM 555 Diagnostics	90-864260T00	90-864573001
350 MPI Tow Sports	#31 + #36 + #40	5.0L (305cid), 5.7L (350cid) and 6.2L (377cid)	ECM 555 Diagnostics + Gen III Cool Fuel	90-864260T00	90-864573001 / 90-865376
383 MAG Bravo 4V	#15 + #24 + #24-S	V-8 (for 4bb) + 305 CID (5.0L) / 350 CID (5.7L) + V8 377cid (6.2L)		90-816463 / 90-861327 1 / 90-861327T01	
383 MPI Bravo	#31 + #36	5.0L (305cid), 5.7L (350cid) and 6.2L (377cid)	ECM 555 Diagnostics	90-864260T00	90-864573001
383 MPI Inboard	#31 + #36 + #40	5.0L (305cid), 5.7L (350cid) and 6.2L (377cid)	ECM 555 Diagnostics + Gen III Cool Fuel	90-864260T00	90-864573001 / 90-865376
385 PT Bravo	#31 + #36	5.0L (305cid), 5.7L (350cid) and 6.2L (377cid)	ECM 555 Diagnostics	90-864260T00	90-864573001
8.1L Horizon Inboard	#30 + #33	8.1L (496cid)	PCM 555 Diagnostics	90-863161T01	90-863757002
496 & 496 H.O. Bravo	#30 + #33	8.1L (496cid)	PCM 555 Diagnostics	90-863161T01	90-863757002
540 Crate Engine	540 MAG Bravo 4V	540 MAG Bravo 4V		90-8M0090434	
540 MAG Bravo 4V	540 MAG Bravo 4V	540 MAG Bravo 4V		90-8M0090434	

MERCURISER

ACCESSORY KITS FOR PLUS-SERIES ENGINES

ENGINE COVERS

ENGINE COVER - BLUE FLAME



8M0079198

This engine cover features a custom hand air-brushed blue flame design. Being a custom part there will be some visible differences from one part to the next. It is the same as used on some Plus Series engines.

Fits non-ECT 4.3 MPI, 5.0 MPI, 350 MAG, & 377 MAG MerCruiser engines built between 2001-2015. It also fits all 4.3L, 350, 357, and 383 Plus Series engines.

ENGINE COVER - RED FLAME



8M0103982

This engine cover features a custom hand air-brushed red flame design. Being a custom part there will be some visible differences from one part to the next. It is the same as used on some Plus Series engines.

Fits non-ECT 4.3 MPI, 5.0 MPI, 350 MAG, & 377 MAG MerCruiser engines built between 2001-2015. It also fits all 4.3L, 350, 357, and 383 Plus Series engines.

FLAME ARRESTOR

FLAME ARRESTOR - 3 IN. ELEMENT




8M0119614

An alternate flame arrester for use with the 540 MAG Bravo 4V. This flame arrester lower the overall engine height by 1" to allow engine hatch clearance for some applications.

CARBURETOR WEDGE KIT

CARBURETOR WEDGE KIT



879288T62

Helps eliminate carburetor lean out condition in extremely hard right turns. Fits MCM 3.0L engines (1998-2016)

CRANKSHAFT SPACER

SPACER



23-8M0088395

For use when servicing with a new harmonic balancer on Gen+ V6 & V8 engines that are not equipped with a Crankshaft Position Sensor (CPS). New harmonic balancers p/n 863397 are all machined with a shorter snout to accommodate a reluctor wheel used with a CPS. This spacer fits onto the crankshaft before the installation of a new harmonic balancer to fill the region normally occupied by a reluctor wheel. This prevents disassembly of a non-CPS engine to install a reluctor wheel when servicing with a new harmonic balancer.

BLOCK PLUGS - DIPSTICK HOLE

BLOCK PLUG



19-807861

Dipstick tube hole plug. This plug has a 9.367 mm (.3688 in.) OD with a hex shaped head.

All MCM V6 long blocks that have the oil dipstick tube going to the oil pan drain on the port side have the dipstick tube hole in the cylinder block plugged with this plug

MERCURISER

ACCESSORY KITS FOR PLUS-SERIES ENGINES

BLOCK PLUG




19- 93654

Dipstick tube hole plug. This plug has a 9.621 mm (.3788 in.) OD with a round head.
All MIE V8 5.7L and 6.2L inboard engines with dual dipstick tubes have the dipstick tube hole in the block plugged with this plug

SHIM KIT - REAR MCM ENGINE MOUNT

SHIM KIT



12-892619A01

This shim kit is required for newer transoms that no longer utilized a double-wound spring washer and a fiber washer between the rear engine mounts and do not have enough downward adjustment with the front engine mount pads to achieve proper alignment in the boat. This situation may be encountered when installing an engine for repower, complete engine replacement, or flywheel housing replacement.

Used with newer transoms that no longer utilized a double-wound spring washer and a fiber washer between the rear engine mounts.

ENGINE HEADERS

MARINE EXHAUST HEADER ASSEMBLY - PORT



879288019

Port-Side Custom 316L Ceramic Coated Polished Marine Header Assembly. Production item on 383 Stroker Scorpion Bravo applications shown in photo. Fits MerCruiser 5.0L, 5.7L, 350, 6.2L, 377, and 383 small block applications.

MARINE EXHAUST HEADER ASSEMBLY - STARBOARD

879288020

Starboard-Side Custom 316L Ceramic Coated Polished Marine Header Assembly. Production item on 383 Stroker Scorpion Bravo applications shown in photo. Fits MerCruiser 5.0L, 5.7L, 350, 6.2L, 377, and 383 small block applications.

EXHAUST MANIFOLD AND ELBOW KITS

EXHAUST MANIFOLD AND ELBOW CONVERSION KIT



8M0164159

This kit contains all the parts necessary to convert a MCM small block V8 engine with standard cooling and no risers with wet joint exhaust manifold & 4 in. O.D. center rise 7-degree exhaust elbows to dry joint exhaust manifolds and elbows. Note: Engines with freshwater cooling &/or risers may require additional exhaust elbow gaskets to be ordered separately.

Fits the GM small block (305, 350 & 377 CID) engines with the wet joint or dry joint 4 in. O.D. center rise 7-degree exhaust elbows.
1987-2004 MCM sterndrive engines (s/n 0W309999 and below)
1987-2001 MIE inboard engines (s/n 0M316999 and below)

EXHAUST MANIFOLD AND ELBOW CONVERSION KIT



8M0164160

This kit contains all the parts necessary to convert a MCM small block V6 engine with standard cooling and no risers with the 2 pc wet joint exhaust manifold & 4 in. O.D. center rise 7-degree exhaust elbows to dry joint exhaust manifolds and elbows.

Note: Engines with freshwater cooling &/or risers may require additional exhaust elbow gaskets to be ordered separately.

Fits the 1987-2004 MCM V6 engines with the 2 pc wet joint or dry joint 4 in. O.D. center rise 7-degree exhaust elbows (s/n 0W309999 and below)

EXHAUST MANIFOLD AND ELBOW KIT



8M0164161

This kit contains all the parts necessary to replace the dry joint 14-degree exhaust on a MCM small block V8 engine with standard cooling and no risers.

Note: Engines with freshwater cooling &/or risers may require additional exhaust elbow gaskets to be ordered separately.

Fits the following GM small block (305, 350 & 377 CID) engines with dry joint 14-degree exhaust elbows.
2004 & newer MCM sterndrives (non-EC) engines (s/n 0W310000 and above)
2002 & newer MIE inboards (non EC) engines (s/n 0M317000 and above)

MERCUISER

EXHAUST MANIFOLD AND ELBOW KIT



8M0164162

This kit contains all the parts necessary to replace the dry joint 14-degree exhaust on a MCM small block V6 engine with standard cooling and no risers.

Note: Engines with freshwater cooling &/or risers may require additional exhaust elbow gaskets to be ordered separately.

Fits the 2004 & newer MCM V6 (non-EC) engines (s/n 0W310000 and above)

EXHAUST RISER KITS

RISER KIT



93320A13

3 in. (76 mm)

Fits MCM V-6 carb & TBI engines with 2 piece exhaust manifolds (s/n 0M614999 & below).

Fits MCM/MIE/Tow Sports V-8 (305, 350, 377, 454 & 502 cid) engines with cast iron elbows (s/n 0M299999 & below); MCM V-8 (305 & 350 cid) carb engines (s/n 0M300000-0M599999) and MIE & Tow Sports carb engines (s/n 0M300000-0M316999).

RISER KIT



93322A12

6 in. (152 mm)

Fits MCM V-6 carb & TBI engines with 2 piece exhaust manifolds (s/n 0M614999 & below).

Fits MCM/MIE/Tow Sports V-8 (305, 350, 377, 454 & 502 cid) engines with cast iron elbows (s/n 0M299999 & below); MCM V-8 (305 & 350 cid) carb engines (s/n 0M300000-0M599999) and MIE & Tow Sports carb engines (s/n 0M300000-0M316999).

RISER KIT



865995A01

1.7 in. (43 mm) for standard cooling and dry joint exhaust manifolds.

Fits 2004-2016 MCM V-6 & V-8 (305, 350 & 377 cid) non-EC engines (s/n 0W310000 and up) & MIE V-8 (350 & 377 cid) non-EC engines (s/n 0M390000 and up).

RISER KIT



864929A 3

3 in. (76 mm) for standard cooling and dry joint exhaust manifolds.

Fits 2004-2016 MCM V-6 & V-8 (305, 350 & 377 cid) non-EC engines (s/n 0W310000 and up); also fits 2002-2016 MIE V-8 (350 & 377 cid) non-EC engines (s/n 0M390000 and up)

RISER KIT



866208A02

4.7 in. (119 mm) for standard cooling and dry joint exhaust manifolds.

Fits 2004-2016 MCM V-6 & V-8 (305, 350 & 377 cid) non-EC engines (s/n 0W310000 and up); also fits 2002-2016 MIE V-8 (350 & 377 cid) non-EC engines (s/n 0M390000 and up)

RISER KIT



864908A 1

6 in. (152 mm) for standard cooling and dry joint exhaust manifolds.

Fits 2004-2016 MCM V-6 (s/n 0W310000 and up); 2002-2016 MCM V-8 (305, 350 & 377 cid) non-EC engines (s/n 0M615000 and up) & MIE V-8 (350 & 377 cid) non-EC engines (s/n 0M390000 and up).

ACCESSORY KITS FOR PLUS-SERIES ENGINES

EXHAUST ELBOW KIT - 2 IN.(51 MM)



862974A05

This elbow is 2 in.(51 mm) higher than the standard elbow. This replaces what was the 3 in.(76 mm) riser kit used on previous big block engines.
Fits MCM/MIE 8.1L & 8.2L non-EC engines

EXHAUST ELBOW/RISER KIT - 6 IN.(152 MM)



862354A04

Order this kit if the engine has a 2 in.(51 mm) elbow already installed on it, but only needs an additional 4 in.(102 mm) rise. The 2 in.(51 mm) elbow is removed and replaced with the standard rise elbows and a 6 in.(152 mm) riser kit which are included in kit.

Fits MCM/MIE 8.1L & 8.2L non-EC engines

RISER KIT - 6 IN.(152 MM)



98-8M0124068

This riser will raise the elbow an additional 6 in.(152 mm). If the engine has a 2 in.(51 mm) elbow already on engine, but only needs an additional 4 in.(102 mm) rise, this kit will not work. Order 862354A 1 Exh. Elbow/Riser kit instead.

Fits MCM/MIE 8.1L & 8.2L non-EC engines

EXHAUST ELBOW/RISER KIT - 8 IN.(203 MM)



98-8M0124069

If the engine has a standard rise elbow already on engine and needs another 8 in.(203 mm) rise, order this kit. The standard rise elbow is removed and replaced with a 2 in.(51 mm) rise elbow and a 6 in.(152 mm) riser kit which are included in this kit.

Fits MCM/MIE 8.1L & 8.2L non-EC engines

INTERMEDIATE ELBOW KIT



14801A 1

Only required on sterndrive engines that have the exhaust going through the prop.
Fits MCM V-8 (305, 350 & 377 cid) engines (0W309999 and below)

INTERMEDIATE ELBOW KIT



866003A01

Only required on sterndrive engines that have the exhaust going through the prop.
Fits MCM V-8 (305, 350 & 377 cid) engines with 1.7 in. (43 mm) risers (s/n 0W310000 and up)

INTERMEDIATE ELBOW KIT



866004A01

Only required on sterndrive engines that have the exhaust going through the prop.
Fits MCM V-8 (305, 350 & 377 cid) engines with 3 in. (76 mm) risers (s/n 0W310000 and up)

INTERMEDIATE ELBOW KIT



866209A01

Only required on sterndrive engines that have the exhaust going through the prop.
Fits MCM V-8 (305, 350 & 377 cid) engines with 4.7 in. (119 mm) risers (s/n 0W310000 and up)

ACCESSORY KITS FOR PLUS-SERIES ENGINES

INTERMEDIATE ELBOW KIT



866005A01

Only required on sterndrive engines that have the exhaust going through the prop. Fits MCM V-8 (305, 350 & 377 cid) engines with 6 in. (152 mm) risers (s/n 0W310000 and up)

INTERMEDIATE ELBOW KIT



44267A03

Used in conjunction with Exhaust "Y" Pipe kit 8M0117125 to convert engine to thru prop exhaust.

Fits MCM 8.1L & 8.2L non-EC sterndrive engines w/o exhaust risers and w/ exhaust risers up to 2 in. (51 mm) high.

INTERMEDIATE ELBOW KIT



44267A02

Used in conjunction with Exhaust "Y" Pipe kit 8M0117125 to convert engine to thru prop exhaust.

Fits MCM 8.1L & 8.2L non-EC sterndrive engines with exhaust risers 2 in. (51 mm) to 8 in. (203 mm) high.

EXHAUST "Y" PIPE KIT



98-8M0117124

For use with Silent Choice type exhaust systems. Also used to convert engines with thru transom exhaust to thru prop exhaust. Standard pipe on all thru prop exhaust gasoline sterndrive models.

Fits all V-8 engines with 4 in. (102 mm) exhaust systems; except MCM 8.1L & 8.2L engines

EXHAUST "Y" PIPE KIT



98-8M0117125

Used to convert MCM 8.1L & 8.2L engines with thru transom exhaust to thru prop exhaust.

Also requires the use of intermediate elbow kit in conjunction with this "Y" Pipe Kit. For 8.1L & 8.2L non-Emissions Control engines, use 44267A02 or A03. For 8.1L Emissions Control engines, use 44267A04, A05, A06, A07 or A08. For 8.2L Emissions Control engines with three catalyst exhaust manifolds, use 879288A12, A13, A14, A15 or A16.

Fits all MCM 8.1L & 8.2L sterndrive engines, except 2012 & newer 8.2L EC engines with single catalyst exhaust manifolds.

EXHAUST RISER CHART

Exhaust Riser Kits - Plus-Series Engines

Engine Model	Reman Plus-Series P/N	New Quicksilver P/N	Riser Height	Riser Kit	Intermediate Elbow Kit
MCM 4.3L Alpha 4V	865108R89	NA	3 in. (76 mm)	93320A13	NLA(1)
			6 in. (152 mm)	93322A12	N.L.A.(1)
			1.7 in.(43 mm)	865995A01	866003A01(1)
MCM 350 Mag MPI Alpha	863611R11	8M0136293	3 in. (76 mm)	864929A 3	866004A01(1)
			4.7 in.(119 mm)	866208A02	866209A01(1)
			6 in. (152 mm)	864908A 1	866005A01(1)
			1.7 in.(43 mm)	865995A01	866003A01(1)
MCM 350 Mag MPI Bravo	NA	8M0136294	3 in. (76 mm)	864929A 3	866003A01(1)
			4.7 in.(119 mm)	866208A02	866003A01(1)
			6 in. (152 mm)	864908A 1	866003A01(1)
			1.7 in.(43 mm)	865995A01	866003A01(1)
MCM 357 Alpha	865108R88	NA	3 in. (76 mm)	93320A13	14801A 1(1)
			6 in. (152 mm)	93322A12	14801A 1(1)
			3 in. (76 mm)	93320A13	14801A 1(1)
MCM 357 Mag Bravo	865108R85	NA	6 in. (152 mm)	93322A12	14801A 1(1)
			3 in. (76 mm)	93320A13	14801A 1(1)
			1.7 in.(43 mm)	865996A01(3)	NA
MIE 350 Horizon (Down-angle)	NA	8M0136296	3 in. (76 mm)	864929A 4(3)	NA
			4.7 in.(119 mm)	866208A03(4)	NA
			6 in. (152 mm)	864908A 2(4)	NA
MIE 350 Horizon (V-drive)	NA	8M0136297	1.7 in.(43 mm)	865996A01(3)	NA
			3 in. (76 mm)	864929A 4(3)	NA
			4.7 in.(119 mm)	866208A03(5)	NA
MCM 383 Mag Bravo 4V	865108R90	NA	6 in. (152 mm)	864908A 2(5)	NA
			1.7 in.(43 mm)	865995A01	866003A01(1)
			3 in. (76 mm)	864929A 3	866004A01(1)
MCM 383 MPI Bravo - FWC	8M0109404	8M0136295	4.7 in.(119 mm)	866208A02	866209A01(1)
			6 in. (152 mm)	864908A 1	866005A01(1)
			1.7 in.(43 mm)	865996A01(3)	866003A01(1)
			3 in. (76 mm)	864929A 4(3)	866004A01(1)

ACCESSORY KITS FOR PLUS-SERIES ENGINES

MERCURUISER

Engine Model	Reman Plus-Series P/N	New Quicksilver P/N	Riser Height	Riser Kit	Intermediate Elbow Kit
			4.7 in.(119 mm)	866208A03(4)	866209A01(1)
			6 in. (152 mm)	864908A 2(4)	866005A01(1)
MCM 383 Mag Stroker	865108R80	NA	1.7 in.(43 mm)	865995A01	866003A01(1)
			3 in. (76 mm)	864929A 3	866004A01(1)
			4.7 in.(119 mm)	866208A02	866209A01(1)
			6 in. (152 mm)	864908A 1	866005A01(1)
MIE 383 Mag (LH) Std. Rot.	8M0061212	NA	1.7 in.(43 mm)	865995A01(2)	N/A
			3 in. (76 mm)	864929A 3(2)	N/A
			4.7 in.(119 mm)	866208A02(2)	N/A
			6 in. (152 mm)	864908A 1(2)	N/A
MIE 383 Mag (RH) Opp. Rot.	8M0061213	NA	1.7 in.(43 mm)	865995A01(2)	N/A
			3 in. (76 mm)	864929A 3(2)	N/A
			4.7 in.(119 mm)	866208A02(2)	N/A
			6 in. (152 mm)	864908A 1(2)	N/A
MIE 383 Mag Stroker	865108R10	NA	1.7 in.(43 mm)	865995A01	N/A
			3 in. (76 mm)	864929A 3	N/A
			4.7 in.(119 mm)	866208A02(6)	N/A
			6 in. (152 mm)	864908A 1(6)	N/A
496 Bravo	NA	8M0139659(7)	2 in. (52 mm)	862974A05	44267A02
			6 in. (152 mm)	98-8M0124068	44267A02
			8 in. (203 mm)	98-8M0124069	44267A02
496 HO Bravo	NA	8M0130014(7)	2 in. (52 mm)	862974A05	44267A02
			6 in. (152 mm)	98-8M0124068	44267A02
			8 in. (203 mm)	98-8M0124069	44267A02
MIE 8.1L Horizon (V-drive)	NA	8M0130012(8)	4 in. (102 mm)	862354A04	N/A
			6 in. (152 mm)	98-8M0124068	N/A
MIE 8.1L Horizon (Down-angle)	NA	8M0130013(8)	4 in. (102 mm)	862354A04	N/A
			6 in. (152 mm)	98-8M0124068	N/A
540 Stroker	8M0085999(7)	NA	2 in. (52 mm)	862974A05	44267A02
			6 in. (152 mm)	98-8M0124068	44267A02
			8 in. (203 mm)	98-8M0124069	44267A02

(1) Intermediate Elbow Kit listed is only required on sterndrive engines that have the exhaust going thru the prop

(2) The Remote Oil Filter Bracket may need to be relocated when installing an Exhaust Riser Kit.

(3) Also requires hose kit 32-865029A1 be ordered separately

(4) Also requires hose kit 32-865039A1 be ordered separately

(5) Also requires hose kit 32-865041A1 be ordered separately

(6) Also requires hose kit 32-865035A1 be ordered separately

(7) Engine is built with standard 0 in. rise elbows

(8) Engine is built with 2 in. (51 mm) rise elbows

REMOTE OIL KIT

REMOTE OIL FILTER KIT



807459A 3

Fits 1996-2002 MCM V-6 (Gen+) Carb & TBI engines (s/n 0F803000-0M614999). Also fits the 4.3L Plus-Series engine.

HOT WATER HEATER FITTING KITS

HOT WATER FITTING KIT



22-806836A 3

Fits 1992-2016 MCM 3.0L/LX (s/n 0D616823 thru 2A506300)

HOT WATER FITTING KIT



22-72932A 3

Fits MCM/MIE V-6 & V-8 (305, 350, 377, 454 & 502 cid) engines with front mounted heat exchanger (s/n 0F490650 and above), except MPI engines s/n 0M300000 and above.

HOT WATER FITTING KIT



22-8M0119308

Fits 2001-2016 MCM V-6 & MCM/MIE V-8 (305, 350 & 377 cid) MPI engines (s/n 0M300000 and up). Also fits Mercury 4.5 & 6.2 MPI engines (2014 and newer)

HOT WATER FITTING KIT



22-806837A 1

Fits MCM 496 Mag & MIE 8.1S engines.

HOT WATER FITTING KIT

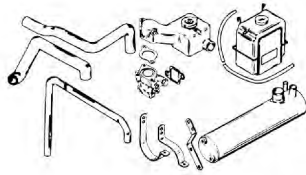


22-8M0045175

Fits MCM/MIE 8.2

CLOSED COOLING KITS

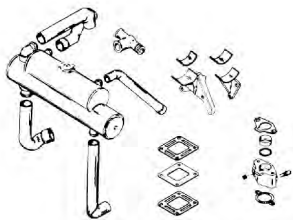
CLOSED COOLING KIT



61086A11

Side mounted kit.
This kit fits front mount engines only.
Fits MCM 120, 140, 2.5L & 3.0L/LX (1983-2016)

CLOSED COOLING KIT



860427A 5

Front mounted kit.
Fits 1997-1999 MCM V-8 (305 & 350 cid) engines (s/n 0K001501-0L618999).
Fits 1997-2001 MIE & Tow Sports V-8 (350 & 377 cid) Gen+ engines (s/n 0K040006-0M299999).
Fits 2001-2002 MIE & Tow Sports V-8 (350 cid) carb engines (s/n 0M300000-0M316999). See application chart.

864920A02

Front mounted kit. Full closed system which also protects the dry joint exhaust manifolds from corrosion.
Fits 2002-2016 MCM V-6 & V-8 (305, 350 & 377) MPI engines (s/n 0M600000 thru 2A506375).
Fits 2002-2015 MIE V-8 (350 cid) MPI engines (s/n 0M317000 thru 2A455523).
See application chart.

ECM (ELECTRONIC CONTROL MODULE)



77-865839T03

Fits 2002-2004 MCM 350 Mag MPI Alpha with closed cooling (s/n 0M600000-0W309999).

77-865008T04

Fits 2002-2004 MCM MX 6.2 MPI Bravo with closed cooling (s/n 0M600000-0W029410). Also used on 383 Mag Stroker Plus-Series engine when adding closed cooling.

SERPENTINE BELT KIT



807901A 5

Fits MCM 4.3L Bravo; 5.0L & 5.7L Alpha/Bravo. See application chart for specific engine models.

SEAWATER PUMP KIT



46-807151A 5

Fits MCM V-8 (305 & 350 cid) Alpha engines. See application chart.

ACCESSORY KITS FOR PLUS-SERIES ENGINES

SEAWATER PUMP KIT



46-8M0139983

Fits 2001-2016 MCM V-6 & V-8 (305 & 350 cid) Alpha engines (s/n 0M300000 thru 2A506375). Use only in conjunction with closed cooling kit. See closed cooling application chart.

BRACKET



865188T01

Replacement bracket required for specific engine applications when adding closed cooling.

Fits MCM V-8 (305, 350 & 377 cid) MPI engines (s/n 0M600000-0M616622).

CLOSED COOLING CHART

Closed Cooling Kits - Plus-Series Engines

Engine Model	Plus-Series P/N	Closed Cooling Kit	Belt Kit	Seawater Pump Kit	ECM
MCM 3.0L TKS - Reman	8M0072497	61086A11	N/A	N/A	N/A
MCM 3.0L TKS - QS	8M0116646	61086A11	N/A	N/A	N/A
MCM 4.3L Alpha 4V	865108R89	(3)	N/A	N/A	N/A
MCM 357 Alpha	865108R88	860427A 5	807901A 5	46-807151A 5 (2)	N/A
MCM 357 Mag Bravo	865108R85	860427A 5	807901A 5	N/A	N/A
MCM 350 Mag MPI Alpha - Reman	863611R11	864920A02(5)	N/A	46-8M0139983 (2)	77-865839T03 (1)
MCM 350 Mag MPI Alpha - QS	8M0136293	864920A02(5)	N/A	46-8M0139983 (2)	N/A
MCM 350 Mag MPI Bravo - QS	8M0136294	864920A02(5)	N/A	N/A	N/A
MCM 383 Mag Bravo	865108R90	860427A 5(4)	N/A	N/A	N/A
MCM 383 Mag Stroker - Bravo	865108R80	864920A02(5)	N/A	N/A	77-865008T04 (1)
MCM 383 Mag Stroker - MIE	865108R10	864920A02	N/A	N/A	N/A
MIE 383 Mag (LH) Std. Rotation	8M0061212	860427A 5	N/A	N/A	N/A
MIE 383 Mag (RH) Opp. Rotation	8M0061213	860427A 5	N/A	N/A	N/A

(1) The ECM listed is required to be replaced only on engines below S/N 1G404353. Engines with S/N 1G404354 and up do NOT require replacement of the ECM.

(2) Thru hull water pickup is not included with seawater pump kits. Obtain locally.

(3) Not Available

(4) May need to relocate engine oil cooler

(5) Bracket 863449T & hose 32-863670 will be required to be ordered separately

ENGINE FLUSH KIT

ENGINE FLUSH KIT



898235A01

This kit will allow you to flush the engine while it is running, therefore offering a more complete flush of the raw water cooled components.

Fits 1988 & newer MCM 4.3L, 5.0L, 5.7L & 6.2L non-EC engines with BRAVO drives & MIE's. Also fits 1988-2001 MCM 7.4L & 8.2L non-EC engines with BRAVO drives & MIE's.

NOTE: Mounting bracket in kit will need to be REMOTE MOUNTED on V-6 engines with 1 pc exhaust manifolds or engines with stainless steel exhaust elbows.

ENGINE FLUSH KIT



898235A02

This kit will allow you to flush the engine while it is running, therefore offering a more complete flush of the raw water cooled components.

Fits 2001 & newer MCM/MIE 8.1L & 8.2L non-EC engines.

WATER SEPARATING FUEL FILTERS

WATER SEPARATING FUEL FILTER KIT



35-8M0082290

Kit consisting of our vessel mounted head (without fittings) and our High Capacity water separating fuel filter. Our brass fittings may be used with gas engines but stainless steel fittings p/n 22-8M0058419 are required in diesel applications. Filter features 10 micron, 90% efficiency with a 120 gallon per hour flow rate.

Compatible with most 2-Stroke and 4-Stroke Outboards and most Inboard & Sterndrive Gas and Diesel Engines.

PLUS SERIES INBOARD TO V-DRIVE CONVERSION CHARTS

383 4V w/Std. Raw Water Cooling

Model/ Description	Part Number	Quantity
383 4V w/Std. Raw Water Cooling		
Remote Oil Line	32-806178 3	1
Remote Oil Line	32-806261 3	1
Water Hose	32-864705	1
Water Hose	32-863813	1
Elbow Gasket - Restrictor	27-864850A02	2

383 4V w/Closed Cooling

Model/ Description	Part Number	Quantity
383 4V w/Closed Cooling		
Closed Cooling Kit	860427A 5	1
Remote Oil Line	32-806178 4	1
Remote Oil Line	32-806261 3	1
Elbow Gasket - Full flow	27-864547A02	2

383 MPI w/Std. Raw Water Cooling


Model/ Description	Part Number	Quantity
383 MPI w/Std. Raw Water Cooling		
Front Bracket	863646 1	1
Remote Oil Line	32-865056	1
Remote Oil Line	32-865055	1
Remote Filter Bracket	865057T	1
Water Hose	32-864568	1
Water Hose	32-864569	1
Elbow Gasket - Restrictor	27-864850A02	1

383 MPI w/Closed Cooling

Model/ Description	Part Number	Quantity
383 MPI w/Closed Cooling		
Closed Cooling Kit	864920A02	1
Front Bracket	864558 2	1
Remote Oil Line	32-865056	1
Remote Oil Line	32-865055	1
Remote Filter Bracket	865057T	1

MODULE KIT

ICM MODULE



840130A 4

Fits MCM 500 Gen+ & 500 Bulldog w/ Thunderbolt V ignition. Can also be used as an alternate ICM for use with the 540 MAG Bravo 4V. This ICM raises the engine speed limit to 5150 RPM to allow a propping range of 4600-5000 RPM.

TRANSOM HARNESS

TRANSOM HARNESS



84-865677T02

Connects engine to transom

10 PIN BOAT HARNESS/INSTRUMENT HARNESS

INSTRUMENT HARNESS



84-812475A 3

3 ft.(915 mm) 10 pin harness

Fits 1986 and newer MCM/MIE gasoline engines.

84-812475A20

20 ft.(6.1 m) 10 pin harness

Fits 1986 and newer MCM/MIE gasoline engines.


84-812475A25

25 ft.(7.62 m) 10 pin harness

Fits 1986 and newer MCM/MIE gasoline engines.

14-10 PIN HARNESS ADAPTOR

ADAPTER - NON DTS 14 PIN TO 10 PIN



84-866337T01

Adapter that allows you to connect engines that have the newer 14 pin engine harness to the older 10 pin helm harness

MCM/MIE engines that have the 14 pin engine harness. Also used on Race product (outboards only) that have a 14 pin engine harness being connected to a 10 pin helm harness.

ACCESSORY KITS FOR PLUS-SERIES ENGINES

ADAPTER-NON DTS 10 PIN TO 14 PIN W/SMARTCRAFT CAN DATA



84-8M0153356

Adapter allows connection of 10-pin engine harness to a 14-pin boat harness when using SmartCraft gauges. This adapter includes a 10-pin CAN output to drive SmartCraft gauges using the 14-pin boat harness without having to install a blue CAN data harness. A termination resistor 859318T1 is required, and may be ordered separately. This is required for Quicksilver and Mercury Remanufacturing Plus Series 10-pin engines when installed in boats using SmartCraft gauges that use a 14-pin boat harness.

14-PIN BOAT HARNESSES W/KEY SWITCH

KEY SWITCH W/ HARNESS - NON DTS 14 PIN



84-896537K02

2 ft. harness (896537A02) with new 14 pin connector for the engine and additional connectors that allow easy quick connect solutions to the rigging process. Included in this kit is also the new 3 position water-proof high quality keyswitch. (897716)

2006 and newer Non DTS Outboards from 25 Hp to 250 HP- 14 Pin Connectors All MCM / MIE engines equipped with 14 pin connectors

84-896537K20

20 ft. harness (896537A20) with new 14 pin connector for the engine and additional connectors that allow easy quick connect solutions to the rigging process. Included in this kit is also the new 3 position water-proof high quality keyswitch. (897716)

2006 and newer Non DTS Outboards from 25 Hp to 250 HP- 14 Pin Connectors All MCM / MIE engines equipped with 14 pin connectors

84-896537K24

25 ft. harness (896537A24) with new 14 pin connector for the engine and additional connectors that allow easy quick connect solutions to the rigging process. Included in this kit is also the new 3 position water-proof high quality keyswitch. (897716)

2006 and newer Non DTS Outboards from 25 Hp to 250 HP- 14 Pin Connectors All MCM / MIE engines equipped with 14 pin connectors

ANALOG GAGE ADAPTER HARNESSES

HARNESS - NON DTS 14 PIN- ANALOG GAUGE



84-892990T01

This harness will connect directly to the non DTS harness at the helm. It will allow you to connect to analog gauges on the dash and allows the choke function to work on the 8/9.9/15/20 FourStroke carbureted outboards with serial numbers beginning with "0R". 5 ft long Used with 84-896537__ harness

2006 and newer Non DTS Outboards from 25 Hp to 250 HP- 14 Pin Connectors All MCM / MIE engines equipped with 14 pin connectors

84-892990T10

This harness will connect directly to the non DTS harness at the helm. It will allow you to connect to analog gauges on the dash. 10 ft long Used with 84-896537__ harness

2006 and newer Non DTS Outboards from 25 Hp to 250 HP- 14 Pin Connectors All MCM / MIE engines equipped with 14 pin connectors

84-892990T15

This harness will connect directly to the non DTS harness at the helm. It will allow you to connect to analog gauges on the dash. 15 ft long Used with 84-896537__ harness

2006 and newer Non DTS Outboards from 25 Hp to 250 HP- 14 Pin Connectors All MCM / MIE engines equipped with 14 pin connectors

SMARTCRAFT RIGGING

CAN DATA HARNESS - 10 PIN NON DTS WITH RESISTORS (BLUE)



84-879982T20

20 ft. (6.1 meter) SmartCraft data harness with (2) termination resistors Includes connections for horn and link gauge. Provides data link between SmartCraft CAN P Components.

84-879982T25

25 ft. (7.6 meter) SmartCraft data harness with (2) termination resistors Includes connections for horn and link gauge. Provides data link between SmartCraft CAN P Components.

84-879982T30

30 ft. (9.1 meter) SmartCraft data harness with (2) termination resistors Includes connections for horn and link gauge. Provides data link between SmartCraft CAN P Components.

SMARTCRAFT J-BOX TERMINATOR/RESISTOR



859318T 1

SmartCraft Yellow 10-pin Terminator/Resistor
Provides CAN Bus termination for CAN P network.

SMARTCRAFT JUNCTION BOX



878492K14

4-Way SmartCraft Junction Box with (2) weather caps.
Provides connection/distribution point for multiple components on CAN Bus system.

3-PIN TANK HARNESS



84-864218

Fits older MCM/MIE mechanical engines that are equipped with a 3-pin tank harness connector.

PITOT/SPEED SENSOR KIT



881879A13

100 PSI for speeds less than 80 mph. Mounts to either the MerCruiser sterndrive transom bracket or to the boat near the engine. All parts required for mounting and connecting the sensor are included in the kit. Includes 84-863931 harness (flat 4 pin to transom 10 pin) and 84-863737 harness (round 3 pin to flat 4 pin). Used on current 10 pin harness applications only.

Fits all SmartCraft compatible MerCruiser and Mercury Racing product.

SPEEDO-PITOT HARNESS



84-863737T

Required for newer engines that do not have the speedo-pitot harness included with engine harness.
Fits non-DTS smallblock and V-6 MerCruiser engines prior to serial 0W600000.

TRANSOM HARNESS



84-863931A 1

Used to connect Steering/Speedo Sensor Kit 863188A 3 to MCM 4.3L, 5.0L, 5.7L (350Mag) and 6.2L MPI sterndrive engines.
Fits non-DTS smallblock and V-6 MerCruiser engines prior to serial 0W600000.

ANALOG GAUGE INTERFACE KIT



892486K08

Used on 14-pin engines to convert a digital sensor signal into analog for Tachometer, Oil Pressure/Oil Level, Water Temperature, Trim, and Fuel Level analog gauges. There is also a connection for SC100 Link Gauges. Enhanced Voltage Suppression.

Used with a 10 Pin Junction Box connection, For Non-PCM09 ECUs - Fits SmartCraft compatible 14-pin engines

ACCESSORY KITS FOR PLUS-SERIES ENGINES

MERCURY NMEA2000 SMARTCRAFT GATEWAY



98-8M0165589

The Mercury NMEA2000 SmartCraft Gateway converts Mercury engine and system data to NMEA 2000 for use on non-Mercury gauges and displays for 1 to 4 engines. It also converts applicable NMEA2000 data to SmartCraft data for display by applicable SmartCraft gauges and displays. Includes a NMEA 2000 "T" connector for quick installation.

Any instance where SmartCraft data is desired on the NMEA2000 bus. Applies to single through quad engine applications. Not required when a MercMonitor, VesselView Link or VesselView403, 502, 703 or 903 are being used.

NMEA 2000 STARTER KIT



8M0110642

Kit includes NMEA 2000 power harness, 1 male termination resistor, 1 female termination resistor and a "T" connector

Whenever a NMEA2000 backbone is required, these are the basic components required to start that architecture

POWER TRIM PUMP AND HARNESSES

TRIM PUMP ASSEMBLY



865380A25

Oildyne low pressure/high flow

POWER TRIM EXTENSION HARNESS



84-817659T01

16 ft. (4.88 m) harness.

This harness connects the remote control 4 pin Molex connector to the traditional 3 blade Mercury pump trim pump connector.

MCM/MIE

84-881125A 1

24 ft. (4.88 m) harness.

This harness connects the remote control 4 pin Molex connector to the traditional 3 blade Mercury pump trim pump connector.

MCM/MIE

POWER TRIM EXTENSION HARNESS



84-865772T01

16 ft. (4.88 m) harness.

This harness connects the remote control 4 pin Molex connector to the newer design 3 pin Packard pump trim pump connector.

MCM/MIE

POWER TRIM EXTENSION HARNESS



84-865772T02

24 ft. (4.88 m) harness.

This harness connects the remote control 4 pin Molex connector to the newer design 3 pin Packard pump trim pump connector.

MCM/MIE

MERCUISER

POWER STEERING KITS

P/S PUMP AND COOLER KIT



861481A 2

Power Steering Pump and Cooler Kit. For complete installation, order DHB power steering cylinder 8M0063382 separately.
Fits 1995 and newer 3.0L/LX (S/N 0F353100 and up)

POWER STEERING CYLINDER ASSEMBLY



8M0146217

Fits 1994 and newer Alpha One Gen II & Bravo models

P/S CYLINDER ASSEMBLY



8M0149869

Power Steering Cylinder Assembly.
Fits 1983 to 1993 R/MR/Alpha One/Gen II & Bravo models

TRANSOM ADAPTER / STERNDRIVE

TRANSOM ADAPTER KIT



827691A 1

For use when replacing a Volvo or BMW sterndrive with a standard MerCruiser Alpha or Bravo sterndrive assembly. This kit provides a rugged mounting support that seals the competitors' larger transom cutouts and eliminates costly rework to fiberglass, aluminum, or steel transoms.

For use with 1970-1987 BMW Z-drives Mark 1 & Mark 2
For use with 1969-1977 Volvo AQ250, 270, 275, 280, 258, 290 & 290DP
For use with 1997 & older Volvo DP sterndrives

ACCESSORY KITS FOR PLUS-SERIES ENGINES

ACCESSORY CHARTS

SternDrive

MERCURUISER

Engine	PartNum	10-pin Engine to 14-pin Boat Harnesses w/o SmartCraft Adapter harness	10-pin Engine to 14-pin Boat Harnesses w/ SmartCraft Adapter Harness w/CAN Data	10-pin Engine to 14-pin Boat Harnesses w/ SmartCraft Terminator Resistor	10-pin Engine to 14-pin Boat Harnesses w/ SmartCraft Tank Harness	10-pin Engine to 14-pin Boat Harnesses w/ SmartCraft 4-10 pin Pitot Harness	10-pin Engine to 14-pin Boat Harnesses w/ SmartCraft 3-4 pin Pitot Harness	14-pin Engine to 10-Pin Boat Harnesses Adapter harness	Analog Gauge Interface Kit for non-SmartCraft Gauges
3.0L TKS Alpha	8M0116646							84-866337T01	
4.3L Alpha 4V	865108R89	84-8M0153356							
4.5L MPI Alpha: non-DTS, non-ECT	4-40450085U							Requires 14-pin boat harness	892486K08
4.5L MPI Alpha: non-DTS, non-ECT	4-40450073U							Requires 14-pin boat harness	892486K08
4.5L MPI Bravo: non-DTS, non-ECT	4-40450075U							Requires 14-pin boat harness	892486K08
357 Alpha	865108R88	84-8M0153356							
357 Bravo	865108R85	84-8M0153356							
383 4V Bravo	865108R90	84-8M0153356							
350 MPI Alpha	863611R11	84-8M0153356	84-8M0153356	859318T 1	84-864218	84-863931A 1	84-863737T		
350 MPI Alpha	8M0136293	84-8M0153356	84-8M0153356	859318T 1	84-864218	84-863931A 1	84-863737T		
350 MPI Bravo	8M0136294	84-8M0153356	84-8M0153356	859318T 1	84-864218	84-863931A 1	84-863737T		
383 MPI Bravo	8M0136295	84-8M0153356	84-8M0153356	859318T 1	84-864218	84-863931A 1	84-863737T		
300 6.2L MPI Bravo: non-DTS, non-ECT	4-4A620043U							Requires 14-pin boat harness	892486K08
350 6.2L MPI Bravo: non-DTS, non-ECT	4-4A620049U							Requires 14-pin boat harness	892486K08
496 Bravo	8M0139659							84-866337T01	
496 HO Bravo	8M0130014							84-866337T01	
380 8.2 MPI Bravo: non-DTS, non-ECT	4-40820056V							Requires 14-pin boat harness	892486K08
430 8.2 MPI Bravo: DTS, non-ECT	4-40820057V							Requires 14-pin boat harness	892486K08
540 Bravo 4V	8M0085999	84-8M0153356							

Inboard

Engine	PartNum	10-pin Engine to 14-pin Boat Harnesses w/o SmartCraft	10-pin Engine to 14-pin Boat Harnesses w/SmartCraft	10-pin Engine to 14-pin Boat Harnesses w/SmartCraft	10-pin Engine to 14-pin Boat Harnesses w/SmartCraft	10-pin Engine to 14-pin Boat Harnesses w/SmartCraft	10-pin Engine to 14-pin Boat Harnesses w/SmartCraft	14-pin Engine to 10-Pin Boat Harnesses
383 MPI Inboard	865108R10	84-8M0153356	84-8M0153356	859318T 1	84-864218			
350 MPI Horizon Downangle Inboard	8M0136296	84-8M0153356	84-8M0153356	859318T 1	84-864218			
350 MPI Horizon V-Drive Inboard	8M0136297	84-8M0153356	84-8M0153356	859318T 1	84-864218			
8.1L Horizon Downangle Inboard	8M0130012							84-866337T01
8.1L Horizon V-Drive Inboard	8M0130013							84-866337T01
383 MAG Inboard 4V LH	8M0061212							Included w/engine
383 MAG Inboard 4V RH	8M0061213							Included w/engine
350 MPI Tow	8M0124110							84-866337T01

PROPELLERS FOR PLUS SERIES ENGINES

Many Plus Series engines feature special parts that enhance power and torque compared to legacy MerCruiser products. As a result, there are some cases where the online prop selector may not be precise enough, or it may be difficult trying to determine what engine, gear ratio, and drive combination to use for replacing engine models that are no longer available.

The following propeller charts were calculated using the enhanced torque curves of the Plus Series engines. The charts are also presented in an "Old School" fashion rarely seen anymore that will help to compare expected performance based on boat weight, gear ratio, and engine type in a series of look-up charts. There is no need to guess, with Quicksilver props it is right the first time.



MERCUISER

WIDE OPEN THROTTLE - RPM

Wide Open Throttle - RPM

It is essential for the health of the engine and overall boating enjoyment to prop a boat correctly. Not doing so will limit the boat performance, consume more fuel, and severely shorten the useful life of the engine.

NOTE: As a boat is used it generally becomes heavier. This pulls down the engine speed. If the boat is at the bottom of the RPM range when tested, then additional loading reduces engine speed below the recommended propping range. Continued operation at too low of an engine speed due to overpropping will result in severe engine damage that is not covered by the limited warranty. As a practical matter any choices made to not test and equip a boat within the recommended RPM range is a choice to potentially forfeit limited warranty coverage.

1. Please be sure to include consideration for prop testing, changes, and gear ratio adjustments when budgeting a repower.
2. Gather information about the boat & engine: boat weight (light & heavy), boat speed, engine type, engine HP, & # of engines.
3. Begin selection by determining the gear ratio to use in the attached charts based upon engine & boat type.
4. Select a prop by using the online prop selector for Mercury & MerCruiser products, or the prop charts in this book for the Mercury Remanufactured and Quicksilver Plus Series engines.

NOTE: The following two steps are essential for correct propping. Run the engine repeatedly at WOT for a few seconds, even before break-in, to verify prop selection.

5. Test the prop by running WOT, and target the RPM in the test at the very top of the normal operating range.
6. Change prop pitch as necessary to get to a higher engine speed (RPM), if in doubt use the lower pitch prop.

The recommended WOT RPM ranges are listed in the following table:

MerCruiser, Mercury Remanufacturing & Quicksilver Engine Model	WOT RPM Range
3.0L, 4.3L 4V Alpha	4400-4800
350 Mag MPI Alpha & Bravo	4600-5000
383 Mag Stroker MPI & 383 MPI FWC	4800-5200
496 Bravo	4400-4800
496 H.O. Bravo	4600-5000
409 MPI Bravo	5000-5800
350 Horizon Inboard	4400-4800
383 Mag Stroker Inboard	4600-5000
8.1L Horizon	4200-4600
4.5L Alpha -200	4400-4800
4.5L Bravo - 250	4800-5200
6.2L Bravo/Inboard/Tow Sport - 300, 320, 350 & 370	5000-5400
8.2L MPI Inboard - 375	4200-4600
8.2L MPI Inboard - 425	4400-4800
8.2L MPI Bravo - 380 (2A184329 & Below / ECT 2A184339 & Below)	4400-4800
8.2L MPI Bravo - 380 (2A184330 & Up / ECT 2A184340 & Up)	4600-5000
8.2L MPI Bravo - 430	4600-5000

3.0L ENGINES

Plus Series - 3.0L TKS Alpha - (135 HP) - Inline-4 Alpha

Propellers - For Single Engine Boats

WOT: 4400-4800 RPM, Standard Gear Ratio 2.00:1

High Altitude (5,000+ ft.) Gear Ratio: 2.40:1

Right Hand Rotation Standard

Diameter (inches)	Pitch (inches)	Blades	Material	Approx. Gross Boat Wgt. (lbs.)	Approx. Boat Length (ft.)	Speed Range (mph)
16.00	11	3	Aluminum	7000+	House/Work	1-16
16.00	12	3	Aluminum	6000+	House/Work	10-19
16.00	13	3	Aluminum	4800-8700	23-29'	13-22
16.00	14	3	Aluminum	4400-7400	22-28'	15-24
15.50	15	3	Aluminum	3800-6100	21-26'	18-27
16.00	16	3	Aluminum	3400-5100	20-25'	21-30
15.00	17	3	Aluminum	3200-4400	20-23'	24-32
15.50	18	3	Aluminum	2900-4000	19-23'	26-35
14.50	19	3	Aluminum	2700-3500	18-22'	29-37
14.25	21	3	Aluminum	2300-2900	17-20'	35-42
14.00	23	3	Aluminum	2100-2500	16-19'	40-47
14.00	17	4	Aluminum	3200-4400	20-23'	24-32
14.00	19	4	Aluminum	2700-3500	18-22'	29-37
14.00	21	4	Aluminum	2300-2900	17-20'	35-42
14.00	23	4	Aluminum	2100-2500	16-19'	40-47
14.50	17	3	Stainless Steel	3200-4400	20-23'	24-32
14.00	19	3	Stainless Steel	2700-3500	18-22'	29-37
13.75	21	3	Stainless Steel	2300-2900	17-20'	35-42
13.50	23	3	Stainless Steel	2100-2500	16-19'	40-47

4.3L ENGINES

Plus Series - 4.3L Alpha 4V - (225 HP) - V6 Alpha

Propellers - For Single Engine Boats

WOT: 4400-4800 RPM, Standard Gear Ratio 1.62:1

High Altitude (5,000+ ft.) Gear Ratio: 1.81:1

Right Hand Rotation Standard

Diameter (inches)	Pitch (inches)	Blades	Material	Approx. Gross Boat Wgt. (lbs.)	Approx. Boat Length (ft.)	Speed Range (mph)
16.00	11	3	Aluminum	7000+	House/Work	1-23
16.00	12	3	Aluminum	6000+	House/Work	17-27
16.00	13	3	Aluminum	5700-8500	25-29'	21-30
16.00	14	3	Aluminum	5100-7300	24-28'	24-33
15.50	15	3	Aluminum	4600-6100	23-26'	28-36
16.00	16	3	Aluminum	4200-5500	22-25'	31-39
15.00	17	3	Aluminum	3900-4800	22-24'	35-42
15.50	18	3	Aluminum	3600-4300	21-23'	38-45
14.50	19	3	Aluminum	3200-4000	20-23'	41-49
14.25	21	3	Aluminum	3000-3400	19-21'	47-54
14.00	23	3	Aluminum	2600-3000	18-20'	52-59
14.00	17	4	Aluminum	3900-4800	22-24'	35-42
14.00	19	4	Aluminum	3200-4000	20-23'	41-49
14.00	21	4	Aluminum	3000-3400	19-21'	47-54
14.00	23	4	Aluminum	2600-3000	18-20'	52-59
13.50	17	5	Stainless Steel	3900-4800	22-24'	35-42
13.25	19	5	Stainless Steel	3200-4000	20-23'	41-49
13.25	21	5	Stainless Steel	3000-3400	19-21'	47-54

PROPELLERS FOR PLUS SERIES ENGINES

Diameter (inches)	Pitch (inches)	Blades	Material	Approx. Gross Boat Wgt. (lbs.)	Approx. Boat Length (ft.)	Speed Range (mph)
14.50	17	3	Stainless Steel	3900-4800	22-24'	35-42
14.00	19	3	Stainless Steel	3200-4000	20-23'	41-49
13.75	21	3	Stainless Steel	3000-3400	19-21'	47-54
13.50	23	3	Stainless Steel	2600-3000	18-20'	52-59

350 ALPHA ENGINES

Plus Series - 350 MPI Alpha - (300 HP) - V8 Alpha

Propellers - For Single Engine Boats

WOT: 4600-5000 RPM, Standard Gear Ratio 1.47:1

High Altitude (5,000+ ft.) Gear Ratio: 1.62:1

Right Hand Rotation Standard

Diameter (inches)	Pitch (inches)	Blades	Material	Approx. Gross Boat Wgt. (lbs.)	Approx. Boat Length (ft.)	Speed Range (mph)
16.00	11	3	Aluminum	8000+	House/Work	1-29
16.00	12	3	Aluminum	7000+	House/Work	24-32
16.00	13	3	Aluminum	5900-7900	25-28'	28-36
16.00	14	3	Aluminum	5400-6800	24-27'	32-39
15.50	15	3	Aluminum	4900-5900	23-26'	36-43
16.00	16	3	Aluminum	4500-5400	23-25'	39-46
15.00	17	3	Aluminum	4200-4900	22-24'	43-49
15.50	18	3	Aluminum	3900-4500	22-24'	46-52
14.50	19	3	Aluminum	3600-4100	21-23'	50-57
14.25	21	3	Aluminum	3200-3800	20-22'	55-62
14.00	23	3	Aluminum	2900-3400	Up to 21'	60-68
14.50	17	3	Stainless Steel	4200-4900	22-24'	43-49
14.00	19	3	Stainless Steel	3600-4100	21-23'	50-57
13.75	21	3	Stainless Steel	3200-3800	20-22'	55-62
13.50	23	3	Stainless Steel	2900-3400	Up to 21'	60-68
14.00	17	4	Aluminum	4200-4900	22-24'	43-49
14.00	19	4	Aluminum	3600-4100	21-23'	50-57
14.00	21	4	Aluminum	3200-3800	20-22'	55-62
14.00	23	4	Aluminum	2900-3400	Up to 21'	60-68
13.50	17	5	Stainless Steel	4200-4900	22-24'	43-49
13.25	19	5	Stainless Steel	3600-4100	21-23'	50-57
13.25	21	5	Stainless Steel	3200-3800	20-22'	55-62

MERCURUISER

350 MPI BRAVO ONE

Plus Series - 350 MPI Bravo - (300 HP) - V8 Bravo One

Propellers - For Single Engine Boats

WOT: 4800-5200 RPM, Standard Gear Ratio 1.65:1

High Altitude (5,000+ ft.) Gear Ratio: NA

Right Hand Rotation Standard

Diameter (inches)	Pitch (inches)	Blades	Material	Approx. Gross Boat Wgt. (lbs.)	Approx. Boat Length (ft.)	Speed Range (mph)
15.75	15	3	Stainless Steel	6500-8100	26-29	32-39
15.50	17	3	Stainless Steel	5500-6500	24-27	39-45
15.25	19	3	Stainless Steel	4800-5500	23-25	45-51
14.75	21	3	Stainless Steel	4200-4800	22-24	51-57
15.25	22	3	Stainless Steel	4000-4500	22-24	54-60
14.63	23	3	Stainless Steel	3800-4200	21-23	57-62
15.25	24	3	Stainless Steel	3600-4000	21-23	60-65

PROPELLERS FOR PLUS SERIES ENGINES

Plus Series - 350 MPI Bravo - (300 HP) - V8 Bravo One

Propellers - For Twin Engine Boats
 WOT: 4800-5200 RPM, Standard Gear Ratio 1.50:1
 High Altitude (5,000+ ft.) Gear Ratio: 1.65:1
 Right Hand Rotation Standard

Diameter (inches)	Pitch (inches)	Blades	Material	Approx. Gross Boat Wgt. (lbs.)	Approx. Boat Length (ft.)	Speed Range (mph)
15.75	15	3	Stainless Steel	10400-13000	30-32	37-44
15.50	17	3	Stainless Steel	8800-10400	28-31	44-50
15.25	19	3	Stainless Steel	7500-8500	27-29	51-56
14.75	21	3	Stainless Steel	6300-7300	25-28	57-63
15.25	22	3	Stainless Steel	5800-6800	25-27	60-66
14.63	23	3	Stainless Steel	5400-6300	24-26	63-69
15.25	24	3	Stainless Steel	4900-5800	23-26	66-73

350 MPI BRAVO THREE

Plus Series - 350 MPI Bravo - (300 HP) - V8 Bravo Three

Propellers - For Single Engine Boats
 WOT: 4800-5200 RPM, Standard Gear Ratio 2.20:1
 High Altitude (5,000+ ft.) Gear Ratio: 2.43:1
 Right Hand Rotation Standard

Diameter (inches)	Pitch (inches)	Blades	Material	Approx. Gross Boat Wgt. (lbs.)	Approx. Boat Length (ft.)	Speed Range (mph)
16.00	19	4	Stainless Steel	6900-9000	26-29	29-37
14.40	19	3	Stainless Steel	6900-9000	26-29	29-37
16.00	20	4	Stainless Steel	6500-8100	26-29	32-39
14.40	20	3	Stainless Steel	6500-8100	26-29	32-39
15.90	21	4	Stainless Steel	6100-7500	25-28	34-41
14.30	21	3	Stainless Steel	6100-7500	25-28	34-41
15.75	22.5	4	Stainless Steel	5500-6600	24-27	38-45
14.25	22.5	3	Stainless Steel	5500-6600	24-27	38-45
15.50	24	4	Stainless Steel	5100-5900	24-26	42-48
14.25	24	3	Stainless Steel	5100-5900	24-26	42-48
15.25	26	4	Stainless Steel	4600-5200	23-25	47-53
13.75	26	3	Stainless Steel	4600-5200	23-25	47-53
15.00	28	4	Stainless Steel	4200-4800	22-24	51-57
13.50	28	3	Stainless Steel	4200-4800	22-24	51-57

Plus Series - 350 MPI Bravo - (300 HP) - V8 Bravo Three

Propellers - For Twin Engine Boats
 WOT: 4800-5200 RPM, Standard Gear Ratio 2.00:1
 High Altitude (5,000+ ft.) Gear Ratio: 2.20:1
 Right Hand Rotation Standard

Diameter (inches)	Pitch (inches)	Blades	Material	Approx. Gross Boat Wgt. (lbs.)	Approx. Boat Length (ft.)	Speed Range (mph)
16.00	19	4	Stainless Steel	13000-17400	31-35	29-37
14.40	19	3	Stainless Steel	13000-17400	31-35	29-37
16.00	20	4	Stainless Steel	12100-15500	31-34	32-39
14.40	20	3	Stainless Steel	12100-15500	31-34	32-39
15.90	21	4	Stainless Steel	11400-14400	30-33	34-41
14.30	21	3	Stainless Steel	11400-14400	30-33	34-41
15.75	22.5	4	Stainless Steel	10100-12500	29-32	38-45
14.25	22.5	3	Stainless Steel	10100-12500	29-32	38-45
15.50	24	4	Stainless Steel	9300-11000	29-31	42-48
14.25	24	3	Stainless Steel	9300-11000	29-31	42-48
15.25	26	4	Stainless Steel	8100-9500	28-30	47-53
13.75	26	3	Stainless Steel	8100-9500	28-30	47-53
15.00	28	4	Stainless Steel	7300-8500	27-29	51-57

PROPELLERS FOR PLUS SERIES ENGINES

Diameter (inches)	Pitch (inches)	Blades	Material	Approx. Gross Boat Wgt. (lbs.)	Approx. Boat Length (ft.)	Speed Range (mph)
13.50	28	3	Stainless Steel	7300-8500	27-29	51-57

357 ALPHA ENGINES

Plus Series - 357 Alpha 4V - (275 HP) - V8 Alpha

Propellers - For Single Engine Boats

WOT: 4400-4800 RPM, Standard Gear Ratio 1.47:1

High Altitude (5,000+ ft.) Gear Ratio: 1.62:1

Right Hand Rotation Standard

Diameter (inches)	Pitch (inches)	Blades	Material	Approx. Gross Boat Wgt. (lbs.)	Approx. Boat Length (ft.)	Speed Range (mph)
16.00	11	3	Aluminum	8500+	House/Work	1-27
16.00	12	3	Aluminum	7000+	House/Work	22-31
16.00	13	3	Aluminum	6700-9000	26-29'	26-34
16.00	14	3	Aluminum	5900-8000	25-28'	29-38
15.50	15	3	Aluminum	5400-6900	24-27'	33-41
16.00	16	3	Aluminum	5000-6100	24-26'	37-44
15.00	17	3	Aluminum	4600-5600	23-25'	40-47
15.50	18	3	Aluminum	4300-5000	22-25'	44-50
14.50	19	3	Aluminum	4000-4600	22-24'	47-54
14.25	21	3	Aluminum	3500-4200	21-23'	52-60
14.00	23	3	Aluminum	3200-3700	Up to 22'	58-65
14.00	17	4	Aluminum	4600-5600	23-25'	40-47
14.00	19	4	Aluminum	4000-4600	22-24'	47-54
14.00	21	4	Aluminum	3500-4200	21-23'	52-60
14.00	23	4	Aluminum	3200-3700	Up to 22'	58-65
13.50	17	5	Stainless Steel	4600-5600	23-25'	40-47
13.25	19	5	Stainless Steel	4000-4600	22-24'	47-54
13.25	21	5	Stainless Steel	3500-4200	21-23'	52-60
14.50	17	3	Stainless Steel	4600-5600	23-25'	40-47
14.00	19	3	Stainless Steel	4000-4600	22-24'	47-54
13.75	21	3	Stainless Steel	3500-4200	21-23'	52-60
13.50	23	3	Stainless Steel	3200-3700	Up to 22'	58-65

MERCURUISER

357 MAG BRAVO ONE

Plus Series - 357 MAG Bravo 4V - (325 HP) - V8 Bravo One

Propellers - For Single Engine Boats

WOT: 4400-4800 RPM, Standard Gear Ratio 1.50:1

High Altitude (5,000+ ft.) Gear Ratio: 1.65:1

Right Hand Rotation Standard

Diameter (inches)	Pitch (inches)	Blades	Material	Approx. Gross Boat Wgt. (lbs.)	Approx. Boat Length (ft.)	Speed Range (mph)
15.75	15	3	Stainless Steel	6000-7700	25-28'	32-40
15.50	17	3	Stainless Steel	5100-6200	24-26'	39-46
15.25	19	3	Stainless Steel	4500-5100	23-25'	46-52
14.75	21	3	Stainless Steel	3800-4500	22-24'	52-58
14.63	23	3	Stainless Steel	3600-4000	Up to 23'	56-63
13.50	17	5	Stainless Steel	5100-6200	24-26'	39-46
13.25	19	5	Stainless Steel	4500-5100	23-25'	46-52
13.25	21	5	Stainless Steel	3800-4500	22-24'	52-58

Plus Series - 357 MAG Bravo 4V - (325 HP) - V8 Bravo One (Twin Engine)

Propellers - For Twin Engine Boats
 WOT: 4400-4800 RPM, Standard Gear Ratio 1.50:1
 High Altitude (5,000+ ft.) Gear Ratio: 1.65:1
 Right & Left Hand Rotation Required for Twins

Diameter (inches)	Pitch (inches)	Blades	Material	Approx. Gross Boat Wgt. (lbs.)	Approx. Boat Length (ft.)	Speed Range (mph)
15.75	15	3	Stainless Steel	12000-15400	31-34'	32-41
15.50	17	3	Stainless Steel	10000-12300	29-32'	39-47
15.25	19	3	Stainless Steel	8800-10300	28-30'	45-53
14.75	21	3	Stainless Steel	7800-9000	27-29'	51-58
14.63	23	3	Stainless Steel	7200-8000	Up to 28'	56-63

357 MAG BRAVO THREE

Plus Series - 357 MAG Bravo 4V - (325 HP) - V8 Bravo Three

Propellers - For Single Engine Boats
 WOT: 4400-4800 RPM, Standard Gear Ratio 2.20:1
 High Altitude (5,000+ ft.) Gear Ratio: 2.43:1

Diameter (inches)	Pitch (inches)	Blades	Material	Approx. Gross Boat Wgt. (lbs.)	Approx. Boat Length (ft.)	Speed Range (mph)
16.00	20	4	Stainless Steel	7000-9300	26-30'	27-35
14.38	20	3	Stainless Steel	7000-9300	26-30'	27-35
15.75	22	4	Stainless Steel	6000-7700	25-28'	32-40
14.25	22	3	Stainless Steel	6000-7700	25-28'	32-40
15.50	24	4	Stainless Steel	5400-6500	24-27'	37-44
14.25	24	3	Stainless Steel	5400-6500	24-27'	37-44
15.25	26	4	Stainless Steel	4900-5800	23-26'	41-48
14.00	26	3	Stainless Steel	4900-5800	23-26'	41-48
15.00	28	4	Stainless Steel	4500-5100	Up to 25'	46-52
13.75	28	3	Stainless Steel	4500-5100	Up to 25'	46-52

Plus Series - 357 MAG Bravo 4V - (325 HP) - V8 Bravo Three

Propellers - For Twin Engine Boats
 WOT: 4400-4800 RPM, Standard Gear Ratio 2.00:1
 High Altitude (5,000+ ft.) Gear Ratio: 2.20:1

Diameter (inches)	Pitch (inches)	Blades	Material	Approx. Gross Boat Wgt. (lbs.)	Approx. Boat Length (ft.)	Speed Range (mph)
16.00	20	4	Stainless Steel	11200-14700	30-33'	32-40
14.38	20	3	Stainless Steel	11200-14700	30-33'	32-40
15.75	22	4	Stainless Steel	9600-12300	29-32'	37-45
14.25	22	3	Stainless Steel	9600-12300	29-32'	37-45
15.50	24	4	Stainless Steel	8500-10500	28-31'	42-49
14.25	24	3	Stainless Steel	8500-10500	28-31'	42-49
15.25	26	4	Stainless Steel	7700-9000	27-29'	47-53
14.00	26	3	Stainless Steel	7700-9000	27-29'	47-53
15.00	28	4	Stainless Steel	6700-7900	Up to 28'	52-58
13.75	28	3	Stainless Steel	6700-7900	Up to 28'	52-58

PROPELLERS FOR PLUS SERIES ENGINES

383 MAG BRAVO ONE

Plus Series - 383 MAG Bravo 4V - (350 HP) - V8 Bravo One

Propellers - For Single Engine Boats

WOT: 4800-5200 RPM, Standard Gear Ratio 1.50:1

High Altitude (5,000+ ft.) Gear Ratio: 1.65:1

Right Hand Rotation Standard

Diameter (inches)	Pitch (inches)	Blades	Material	Approx. Gross Boat Wgt. (lbs.)	Approx. Boat Length (ft.)	Speed Range (mph)
15.75	15	3	Stainless Steel	5800-7300	25-28'	37-45
15.5	17	3	Stainless Steel	5000-6000	24-26'	43-52
15.25	19	3	Stainless Steel	4600-5200	23-25'	50-58
14.75	21	3	Stainless Steel	3900-4400	22-24'	56-64
14.63	23	3	Stainless Steel	3600-4100	Up to 23'	62-69
13.5	17	5	Stainless Steel	5000-6000	24-26'	43-52
13.25	19	5	Stainless Steel	4600-5200	23-25'	50-58
13.25	21	5	Stainless Steel	3900-4400	22-24'	56-64

Plus Series - 383 MAG Bravo 4V - (350 HP) - V8 Bravo One

Propellers - For Single Engine Boats

WOT: 4800-5200 RPM, Alternate Sea Level Gear Ratio 1.65:1

Right Hand Rotation Standard

Diameter (inches)	Pitch (inches)	Blades	Material	Approx. Gross Boat Wgt. (lbs.)	Approx. Boat Length (ft.)	Speed Range (mph)
15.75	15	3	Stainless Steel	6700-8600	26-29'	32-39
15.50	17	3	Stainless Steel	5600-7000	25-27'	39-46
15.25	19	3	Stainless Steel	5000-5800	24-26'	44-52
14.75	21	3	Stainless Steel	4400-5200	23-25'	50-58
14.63	23	3	Stainless Steel	4100-4600	Up to 24'	56-62
13.50	17	5	Stainless Steel	5600-7000	25-27'	39-46
13.25	19	5	Stainless Steel	5000-5800	24-26'	44-52
13.25	21	5	Stainless Steel	4400-5200	23-25'	50-58

Plus Series - 383 MAG Bravo 4V - (350 HP) - V8 Bravo One

Propellers - For Twin Engine Boats

WOT: 4800-5200 RPM, Standard Gear Ratio 1.50:1

High Altitude (5,000+ ft.) Gear Ratio: 1.65:1

Right & Left Hand Rotation Required for Twins

Diameter (inches)	Pitch (inches)	Blades	Material	Approx. Gross Boat Wgt. (lbs.)	Approx. Boat Length (ft.)	Speed Range (mph)
15.75	15	3	Stainless Steel	11000-13900	30-33'	37-45
15.50	17	3	Stainless Steel	9200-11200	29-31'	43-52
15.25	19	3	Stainless Steel	7800-9400	27-30'	50-58
14.75	21	3	Stainless Steel	6700-8000	26-28'	56-64
14.63	23	3	Stainless Steel	5900-6900	Up to 27'	62-69

MERCUISER

383 MAG BRAVO THREE

Plus Series - 383 MAG Bravo 4V - (350 HP) - V8 Bravo Three

Propellers - For Single Engine Boats

WOT: 4800-5200 RPM, Standard Gear Ratio 1.81:1

High Altitude (5,000+ ft.) Gear Ratio: 2.00:1

Diameter (inches)	Pitch (inches)	Blades	Material	Approx. Gross Boat Wgt. (lbs.)	Approx. Boat Length (ft.)	Speed Range (mph)
16.00	20	4	Stainless Steel	5300-6200	24-26'	43-49
14.38	20	3	Stainless Steel	5300-6200	24-26'	43-49
15.75	22	4	Stainless Steel	4800-5500	23-25'	48-54
14.25	22	3	Stainless Steel	4800-5500	23-25'	48-54
15.50	24	4	Stainless Steel	4300-4800	22-24'	54-59
14.25	24	3	Stainless Steel	4300-4800	22-24'	54-59
15.25	26	4	Stainless Steel	3800-4300	22-23'	59-65
14.00	26	3	Stainless Steel	3800-4300	22-23'	59-65
15.00	28	4	Stainless Steel	3600-4000	Up to 23'	64-70
13.75	28	3	Stainless Steel	3600-4000	Up to 23'	64-70

Plus Series - 383 MAG Bravo 4V - (350 HP) - V8 Bravo Three

Propellers - For Single Engine Boats

WOT: 4800-5200 RPM, Alternate Sea Level Gear Ratio 2.20:1

High Altitude (5,000+ ft.) Gear Ratio: 2.43:1

Diameter (inches)	Pitch (inches)	Blades	Material	Approx. Gross Boat Wgt. (lbs.)	Approx. Boat Length (ft.)	Speed Range (mph)
16.00	20	4	Stainless Steel	6900-8600	26-30'	32-39
14.38	20	3	Stainless Steel	6900-8600	26-30'	32-39
15.75	22	4	Stainless Steel	6000-7300	25-28'	37-44
14.25	22	3	Stainless Steel	6000-7300	25-28'	37-44
15.50	24	4	Stainless Steel	5500-6300	24-26'	42-49
14.25	24	3	Stainless Steel	5500-6300	24-26'	42-49
15.25	26	4	Stainless Steel	4900-5600	23-26'	47-53
14.00	26	3	Stainless Steel	4900-5600	23-26'	47-53
15.00	28	4	Stainless Steel	4500-5100	Up to 25'	51-57
13.75	28	3	Stainless Steel	4500-5100	Up to 25'	51-57

Plus Series - 383 MAG Bravo 4V - (350 HP) - V8 Bravo Three

Propellers - For Twin Engine Boats

WOT: 4800-5200 RPM, Standard Gear Ratio 1.81:1

High Altitude (5,000+ ft.) Gear Ratio: 2.00:1

Diameter (inches)	Pitch (inches)	Blades	Material	Approx. Gross Boat Wgt. (lbs.)	Approx. Boat Length (ft.)	Speed Range (mph)
16.00	20	4	Stainless Steel	9700-11500	29-31'	43-49
14.38	20	3	Stainless Steel	9700-11500	29-31'	43-49
15.75	22	4	Stainless Steel	8400-9900	28-30'	47-56
14.25	22	3	Stainless Steel	8400-9900	28-30'	47-56
15.50	24	4	Stainless Steel	7400-8600	27-29'	54-60
14.25	24	3	Stainless Steel	7400-8600	27-29'	54-60
15.25	26	4	Stainless Steel	6400-7600	26-28'	58-66
14.00	26	3	Stainless Steel	6400-7600	26-28'	58-66
15.00	28	4	Stainless Steel	5700-6600	Up to 27'	64-70
13.75	28	3	Stainless Steel	5700-6600	Up to 27'	64-70

PROPELLERS FOR PLUS SERIES ENGINES

383 STROKER BRAVO ONE AND THREE

Plus Series - 383 MAG STROKER - (350 HP) - V8 Bravo One

Quicksilver Propellers - For Single Engine Boats
 WOT: 4800-5200 RPM, Standard Gear Ratio 1.65:1
 Right Hand Rotation Standard

Diameter (inches)	Pitch (inches)	Blades	Material	Approx. Gross Boat Wgt. (lbs.)	Approx. Boat Length (ft.)	Speed Range (mph)
15.75	15	3	Stainless Steel	6000-7700	25-28'	32-40
15.50	17	3	Stainless Steel	5100-6200	24-26'	39-46
15.25	19	3	Stainless Steel	4500-5100	23-25'	46-52
14.75	21	3	Stainless Steel	3800-4500	22-24'	52-58
14.63	23	3	Stainless Steel	3600-4000	Up to 23'	56-63
13.50	17	5	Stainless Steel	5100-6200	24-26'	39-46
13.25	19	5	Stainless Steel	4500-5100	23-25'	46-52
13.25	21	5	Stainless Steel	3800-4500	22-24'	52-58

Plus Series - 383 Stroker MPI - (350 HP) - V8 Bravo One

Quicksilver Propellers - For Twin Engine Boats
 WOT: 4800-5200 RPM, Standard Gear Ratio 1.50:1
 High Altitude (5,000+ ft.) Gear Ratio: 1.65:1
 Right & Left Hand Rotation Required for Twins

Diameter (inches)	Pitch (inches)	Blades	Material	Approx. Gross Boat Wgt. (lbs.)	Approx. Boat Length (ft.)	Speed Range (mph)
15.75	15	3	Stainless Steel	10200-13200	30-33'	37-45
15.50	17	3	Stainless Steel	8700-10600	28-31'	43-52
15.25	19	3	Stainless Steel	7400-8900	27-29'	50-58
14.75	21	3	Stainless Steel	6300-7600	26-28'	56-64
14.63	23	3	Stainless Steel	5500-6500	Up to 27'	62-69

Plus Series - 383 Stroker MPI - (350 HP) - V8 Bravo Three

Propellers - For Single Engine Boats
 WOT: 4800-5200 RPM, Standard Gear Ratio 2.20:1
 High Altitude (5,000+ ft.) Gear Ratio: 2.43:1

Diameter (inches)	Pitch (inches)	Blades	Material	Approx. Gross Boat Wgt. (lbs.)	Approx. Boat Length (ft.)	Speed Range (mph)
16.00	20	4	Stainless Steel	6600-8200	26-30'	32-39
14.38	20	3	Stainless Steel	6600-8200	26-30'	32-39
15.75	22	4	Stainless Steel	5700-7000	25-27'	37-44
14.25	22	3	Stainless Steel	5700-7000	25-27'	37-44
15.50	24	4	Stainless Steel	5200-6000	24-26'	42-49
14.25	24	3	Stainless Steel	5200-6000	24-26'	42-49
15.25	26	4	Stainless Steel	4600-5300	23-25'	47-53
14.00	26	3	Stainless Steel	4600-5300	23-25'	47-53
15.00	28	4	Stainless Steel	4300-4900	Up to 24'	51-57
13.75	28	3	Stainless Steel	4300-4900	Up to 24'	51-57

Plus Series - 383 Stroker MPI - (350 HP) - V8 Bravo Three

Propellers - For Twin Engine Boats
 WOT: 4800-5200 RPM, Standard Gear Ratio 2.00:1
 High Altitude (5,000+ ft.) Gear Ratio: 2.20:1

Diameter (inches)	Pitch (inches)	Blades	Material	Approx. Gross Boat Wgt. (lbs.)	Approx. Boat Length (ft.)	Speed Range (mph)
16	20	4	Stainless Steel	10600-13200	30-33'	32-39
14.38	20	3	Stainless Steel	10600-13200	30-33'	32-39
15.75	22	4	Stainless Steel	9200-11200	29-31'	42-49
14.25	22	3	Stainless Steel	9200-11200	29-31'	42-49
15.5	24	4	Stainless Steel	8200-9400	28-30'	48-53

MERCURUISER

PROPELLERS FOR PLUS SERIES ENGINES

Diameter (inches)	Pitch (inches)	Blades	Material	Approx. Gross Boat Wgt. (lbs.)	Approx. Boat Length (ft.)	Speed Range (mph)
14.25	24	3	Stainless Steel	8200-9400	28-30'	48-53
15.25	26	4	Stainless Steel	7200-8500	27-29'	52-58
14	26	3	Stainless Steel	7200-8500	27-29'	52-58
15	28	4	Stainless Steel	6400-7400	Up to 28'	57-63
13.75	28	3	Stainless Steel	6400-7400	Up to 28'	57-63

496 MPI BRAVO ONE X

Plus Series - 496 Bravo - (375 HP) - V8 Bravo One X

Propellers - For Single Engine Boats

WOT: 4400-4800 RPM, Standard Gear Ratio 1.50:1

High Altitude (5,000+ ft.) Gear Ratio: 1.65:1

Right Hand Rotation Standard

Diameter (inches)	Pitch (inches)	Blades	Material	Approx. Gross Boat Wgt. (lbs.)	Approx. Boat Length (ft.)	Speed Range (mph)
15.75	15	3	Stainless Steel	7800-10100	27-30	32-40
15.50	17	3	Stainless Steel	6700-8100	26-29	39-46
15.25	19	3	Stainless Steel	5800-6700	25-27	46-52
14.75	21	3	Stainless Steel	5200-5800	24-26	52-58
14.63	23	3	Stainless Steel	4700-5300	23-25	57-63
15.25	24	3	Stainless Steel	4500-5000	23-25	60-66

Plus Series - 496 Bravo - (375 HP) - V8 Bravo One X

Propellers - For Twin Engine Boats

WOT: 4400-4800 RPM, Standard Gear Ratio 1.50:1

High Altitude (5,000+ ft.) Gear Ratio: 1.65:1

Right & Left Hand Rotation Required for Twins

Diameter (inches)	Pitch (inches)	Blades	Material	Approx. Gross Boat Wgt. (lbs.)	Approx. Boat Length (ft.)	Speed Range (mph)
15.75	15	3	Stainless Steel	14900-19500	33-36	32-40
15.50	17	3	Stainless Steel	12500-15400	31-34	39-46
15.25	19	3	Stainless Steel	10600-12500	30-32	46-52
14.75	21	3	Stainless Steel	9200-10600	29-31	52-58
14.63	23	3	Stainless Steel	8100-9400	28-30	57-63
15.25	24	3	Stainless Steel	7600-8700	27-29	60-66

496 MPI BRAVO THREE X

Plus Series - 496 Bravo - (375 HP) - V8 Bravo Three X

Propellers - For Single Engine Boats

WOT: 4400-4800 RPM, Standard Gear Ratio 1.81:1

High Altitude (5,000+ ft.) Gear Ratio: 2.00:1

Diameter (inches)	Pitch (inches)	Blades	Material	Approx. Gross Boat Wgt. (lbs.)	Approx. Boat Length (ft.)	Speed Range (mph)
16.00	19	4	Stainless Steel	6600-8400	26-29	35-42
14.40	19	3	Stainless Steel	6600-8400	26-29	35-42
16.00	20	4	Stainless Steel	6000-7600	25-28	38-45
14.40	20	3	Stainless Steel	6000-7600	25-28	38-45
15.90	21	4	Stainless Steel	5600-7000	24-27	40-47
14.30	21	3	Stainless Steel	5600-7000	24-27	40-47
15.75	22.5	4	Stainless Steel	4900-6200	23-26	44-51
14.25	22.5	3	Stainless Steel	4900-6200	23-26	44-51
15.50	24	4	Stainless Steel	4500-5400	23-25	48-54
14.25	24	3	Stainless Steel	4500-5400	23-25	48-54
15.25	26	4	Stainless Steel	3900-4700	22-24	53-59

PROPELLERS FOR PLUS SERIES ENGINES

Diameter (inches)	Pitch (inches)	Blades	Material	Approx. Gross Boat Wgt. (lbs.)	Approx. Boat Length (ft.)	Speed Range (mph)
13.75	26	3	Stainless Steel	3900-4700	22-24	53-59
15.00	28	4	Stainless Steel	3300-4000	20-23	58-64
13.50	28	3	Stainless Steel	3300-4000	20-23	58-64

Plus Series - 496 Bravo - (375 HP) - V8 Bravo Three X

Propellers - For Twin Engine Boats

WOT: 4400-4800 RPM, Standard Gear Ratio 1.81:1

High Altitude (5,000+ ft.) Gear Ratio: 2.00:1

Diameter (inches)	Pitch (inches)	Blades	Material	Approx. Gross Boat Wgt. (lbs.)	Approx. Boat Length (ft.)	Speed Range (mph)
16.00	19	4	Stainless Steel	14000-17500	32-35	35-42
14.40	19	3	Stainless Steel	14000-17500	32-35	35-42
16.00	20	4	Stainless Steel	12800-15900	31-34	38-45
14.40	20	3	Stainless Steel	12800-15900	31-34	38-45
15.90	21	4	Stainless Steel	12100-14900	31-34	40-47
14.30	21	3	Stainless Steel	12100-14900	31-34	40-47
15.75	22.5	4	Stainless Steel	10900-13200	30-33	44-51
14.25	22.5	3	Stainless Steel	10900-13200	30-33	44-51
15.50	24	4	Stainless Steel	10100-11800	29-32	48-54
14.25	24	3	Stainless Steel	10100-11800	29-32	48-54
15.25	26	4	Stainless Steel	8900-10400	28-31	53-59
13.75	26	3	Stainless Steel	8900-10400	28-31	53-59
15.00	28	4	Stainless Steel	8000-9200	27-30	58-64
13.50	28	3	Stainless Steel	8000-9200	27-30	58-64

MERCURUISER

496 HO -BRAVO ONE AND THREE

Plus Series - 496 HO Bravo - (425 HP) - V8 Bravo One X

Quicksilver Propellers - For Single Engine Boats

WOT: 4600-5000 RPM, Standard Gear Ratio 1.50:1

High Altitude (5,000+ ft.) Gear Ratio: 1.65:1

Right Hand Rotation Standard

Diameter (inches)	Pitch (inches)	Blades	Material	Approx. Gross Boat Wgt. (lbs.)	Approx. Boat Length (ft.)	Speed Range (mph)
15.75	15	3	Stainless Steel	7500-9800	27-30'	34-43
15.5	17	3	Stainless Steel	6500-7800	26-28'	41-49
15.25	19	3	Stainless Steel	5700-6700	25-27'	47-55
14.75	21	3	Stainless Steel	5100-5900	24-26'	53-61
14.63	23	3	Stainless Steel	4600-5300	Up to 25'	59-66

Plus Series - 496 HO Bravo - (425 HP) - V8 Bravo One X

Quicksilver Propellers - For Twin Engine Boats

WOT: 4800-5200 RPM, Standard Gear Ratio 1.50:1

High Altitude (5,000+ ft.) Gear Ratio: 1.65:1

Right & Left Hand Rotation Required for Twins

Diameter (inches)	Pitch (inches)	Blades	Material	Approx. Gross Boat Wgt. (lbs.)	Approx. Boat Length (ft.)	Speed Range (mph)
15.75	15	3	Stainless Steel	14400-18900	32-36'	34-43
15.5	17	3	Stainless Steel	12100-14800	31-33'	41-49
15.25	19	3	Stainless Steel	10400-12400	30-32'	47-55
14.75	21	3	Stainless Steel	9000-10600	28-31'	53-61
14.63	23	3	Stainless Steel	7900-9200	Up to 29'	59-66

Plus Series - 496 HO Bravo - (425 HP) - V8 Bravo Three X

Propellers - For Single Engine Boats
 WOT: 4600-5000 RPM, Standard Gear Ratio 1.81:1
 High Altitude (5,000+ ft.) Gear Ratio: 2.00:1

Diameter (inches)	Pitch (inches)	Blades	Material	Approx. Gross Boat Wgt. (lbs.)	Approx. Boat Length (ft.)	Speed Range (mph)
16.00	20	4	Stainless Steel	6800-8100	26-30'	40-47
14.38	20	3	Stainless Steel	6800-8100	26-30'	40-47
15.75	22	4	Stainless Steel	6100-7100	25-27'	45-52
14.25	22	3	Stainless Steel	6100-7100	25-27'	45-52
15.50	24	4	Stainless Steel	5500-6300	24-26'	50-57
14.25	24	3	Stainless Steel	5500-6300	24-26'	50-57
15.25	26	4	Stainless Steel	5000-5700	24-25'	55-62
14.00	26	3	Stainless Steel	5000-5700	24-25'	55-62
15.00	28	4	Stainless Steel	4600-5200	Up to 25'	60-67
13.75	28	3	Stainless Steel	4600-5200	Up to 25'	60-67

Plus Series - 496 HO Bravo - (425 HP) - V8 Bravo Three X

Propellers - For Twin Engine Boats
 WOT: 4600-5000 RPM, Standard Gear Ratio 1.81:1
 High Altitude (5,000+ ft.) Gear Ratio: 2.00:1

Diameter (inches)	Pitch (inches)	Blades	Material	Approx. Gross Boat Wgt. (lbs.)	Approx. Boat Length (ft.)	Speed Range (mph)
16.00	20	4	Stainless Steel	12600-15500	31-34'	40-47
14.38	20	3	Stainless Steel	12600-15500	31-34'	40-47
15.75	22	4	Stainless Steel	11100-13000	30-32'	45-52
14.25	22	3	Stainless Steel	11100-13000	30-32'	45-52
15.50	24	4	Stainless Steel	9800-11400	29-31'	50-57
14.25	24	3	Stainless Steel	9800-11400	29-31'	50-57
15.25	26	4	Stainless Steel	8700-10000	28-30'	55-62
14.00	26	3	Stainless Steel	8700-10000	28-30'	55-62
15.00	28	4	Stainless Steel	7800-8900	Up to 29'	60-67
13.75	28	3	Stainless Steel	7800-8900	Up to 29'	60-67

540 MAG BRAVO ONE X

Plus Series - 540 MAG Bravo 4V - (440 HP) - V8 Bravo One X

Quicksilver Propellers - For Single Engine Boats Using Factory Equipped ICM
 WOT: 4200-4600 RPM, Standard Gear Ratio 1.50:1
 High Altitude (5,000+ ft.) Gear Ratio: 1.65:1
 Right Hand Rotation Standard

Diameter (inches)	Pitch (inches)	Blades	Material	Approx. Gross Boat Wgt. (lbs.)	Approx. Boat Length (ft.)	Speed Range (mph)
15.75	15	3	Stainless Steel	8900-12000	28-32'	29-38
15.50	17	3	Stainless Steel	7600-9500	27-30'	36-45
15.25	19	3	Stainless Steel	6500-7800	26-28'	43-51
14.75	21	3	Stainless Steel	5800-6700	25-27'	49-56
14.63	23	3	Stainless Steel	5200-6000	Up to 26'	54-61

PROPELLERS FOR PLUS SERIES ENGINES

Plus Series - 540 MAG Bravo 4V - (440 HP) - V8 Bravo One X

Quicksilver Propellers - For Single Engine Boats Using Alternate ICM - Order 840130A4
 WOT: 4600-5000 RPM, Standard Gear Ratio 1.50:1
 High Altitude (5,000+ ft.) Gear Ratio: 1.65:1
 Right Hand Rotation Standard

Diameter (inches)	Pitch (inches)	Blades	Material	Approx. Gross Boat Wgt. (lbs.)	Approx. Boat Length (ft.)	Speed Range (mph)
15.75	15	3	Stainless Steel	8000-10000	27-30'	34-43
15.50	17	3	Stainless Steel	6700-8000	26-28'	41-49
15.25	19	3	Stainless Steel	5900-6900	25-27'	47-55
14.75	21	3	Stainless Steel	5200-6100	24-26'	53-61
14.63	23	3	Stainless Steel	4800-5400	Up to 25'	59-66

Plus Series - 540 MAG Bravo 4V - (440 HP) - V8 Bravo One X

Quicksilver Propellers - For Twin Engine Boats Using Factory Equipped ICM
 WOT: 4200-4600 RPM, Standard Gear Ratio 1.50:1
 High Altitude (5,000+ ft.) Gear Ratio: 1.65:1
 Right & Left Hand Rotation Required for Twins

Diameter (inches)	Pitch (inches)	Blades	Material	Approx. Gross Boat Wgt. (lbs.)	Approx. Boat Length (ft.)	Speed Range (mph)
15.75	15	3	Stainless Steel	17300-23600	34-37'	29-38
15.50	17	3	Stainless Steel	14200-18200	32-35'	36-45
15.25	19	3	Stainless Steel	12100-14600	31-33'	43-51
14.75	21	3	Stainless Steel	10700-12400	30-32'	49-56
14.63	23	3	Stainless Steel	9200-10900	Up to 31'	54-61

Plus Series - 540 MAG Bravo 4V - (440 HP) - V8 Bravo One X

Quicksilver Propellers - For Twin Engine Boats Using Alternate ICM - Order 840130A4
 WOT: 4600-5000 RPM, Standard Gear Ratio 1.50:1
 High Altitude (5,000+ ft.) Gear Ratio: 1.65:1
 Right & Left Hand Rotation Required for Twins

Diameter (inches)	Pitch (inches)	Blades	Material	Approx. Gross Boat Wgt. (lbs.)	Approx. Boat Length (ft.)	Speed Range (mph)
15.75	15	3	Stainless Steel	14800-19500	33-36'	34-43
15.50	17	3	Stainless Steel	12500-15400	31-34'	41-49
15.25	19	3	Stainless Steel	10700-12900	30-32'	47-55
14.75	21	3	Stainless Steel	9400-11000	29-31'	53-61
14.63	23	3	Stainless Steel	8300-9600	Up to 30'	59-66

540 MAG BRAVO THREE X

Plus Series - 540 MAG Bravo 4V - (440 HP) - V8 Bravo Three X

Propellers - For Single Engine Boats Using Factory Equipped ICM
 WOT: 4200-4600 RPM, Standard Gear Ratio 1.81:1
 High Altitude (5,000+ ft.) Gear Ratio: 2.00:1

Diameter (inches)	Pitch (inches)	Blades	Material	Approx. Gross Boat Wgt. (lbs.)	Approx. Boat Length (ft.)	Speed Range (mph)
16.00	20	4	Stainless Steel	7800-9800	27-30'	35-43
14.38	20	3	Stainless Steel	7800-9800	27-30'	35-43
15.75	22	4	Stainless Steel	7000-8400	26-29'	40-47
14.25	22	3	Stainless Steel	7000-8400	26-29'	40-47
15.50	24	4	Stainless Steel	6300-7300	25-28'	45-52
14.25	24	3	Stainless Steel	6300-7300	25-28'	45-52
15.25	26	4	Stainless Steel	5600-6500	24-27'	50-57
14.00	26	3	Stainless Steel	5600-6500	24-27'	50-57
15.00	28	4	Stainless Steel	5200-5800	Up to 26'	55-61
13.75	28	3	Stainless Steel	5200-5800	Up to 26'	55-61

MERCURISER

Plus Series - 540 MAG Bravo 4V - (440 HP) - V8 Bravo Three X

Propellers - For Single Engine Boats Using Alternate ICM - Order 840130A4
 WOT: 4600-5000 RPM, Standard Gear Ratio 1.81:1
 High Altitude (5,000+ ft.) Gear Ratio: 2.00:1

Diameter (inches)	Pitch (inches)	Blades	Material	Approx. Gross Boat Wgt. (lbs.)	Approx. Boat Length (ft.)	Speed Range (mph)
16.00	20	4	Stainless Steel	7000-8400	26-29'	40-47
14.38	20	3	Stainless Steel	7000-8400	26-29'	40-47
15.75	22	4	Stainless Steel	6300-7300	25-28'	45-52
14.25	22	3	Stainless Steel	6300-7300	25-28'	45-52
15.50	24	4	Stainless Steel	5600-6500	24-27'	50-57
14.25	24	3	Stainless Steel	5600-6500	24-27'	50-57
15.25	26	4	Stainless Steel	5100-5800	24-26'	55-62
14.00	26	3	Stainless Steel	5100-5800	24-26'	55-62
15.00	28	4	Stainless Steel	4700-5300	Up to 25'	60-67
13.75	28	3	Stainless Steel	4700-5300	Up to 25'	60-67

Plus Series - 540 MAG Bravo 4V - (440 HP) - V8 Bravo Three X

Propellers - For Twin Engine Boats Using Factory Equipped ICM
 WOT: 4200-4600 RPM, Standard Gear Ratio 1.81:1
 High Altitude (5,000+ ft.) Gear Ratio: 2.00:1

Diameter (inches)	Pitch (inches)	Blades	Material	Approx. Gross Boat Wgt. (lbs.)	Approx. Boat Length (ft.)	Speed Range (mph)
16.00	20	4	Stainless Steel	14600-18800	32-35'	35-43
14.38	20	3	Stainless Steel	14600-18800	32-35'	35-43
15.75	22	4	Stainless Steel	13100-16000	31-34'	40-47
14.25	22	3	Stainless Steel	13100-16000	31-34'	40-47
15.50	24	4	Stainless Steel	11500-13500	30-33'	45-52
14.25	24	3	Stainless Steel	11500-13500	30-33'	45-52
15.25	26	4	Stainless Steel	10100-12100	29-32'	50-57
14.00	26	3	Stainless Steel	10100-12100	29-32'	50-57
15.00	28	4	Stainless Steel	9200-10700	Up to 31'	55-61
13.75	28	3	Stainless Steel	9200-10700	Up to 31'	55-61

Plus Series - 540 MAG Bravo 4V - (440 HP) - V8 Bravo Three X

Propellers - For Twin Engine Boats Using Alternate ICM - Order 840130A4
 WOT: 4600-5000 RPM, Standard Gear Ratio 1.81:1
 High Altitude (5,000+ ft.) Gear Ratio: 2.00:1

Diameter (inches)	Pitch (inches)	Blades	Material	Approx. Gross Boat Wgt. (lbs.)	Approx. Boat Length (ft.)	Speed Range (mph)
16.00	20	4	Stainless Steel	13100-16000	31-34'	40-47
14.38	20	3	Stainless Steel	13100-16000	31-34'	40-47
15.75	22	4	Stainless Steel	11500-13500	30-33'	45-52
14.25	22	3	Stainless Steel	11500-13500	30-33'	45-52
15.50	24	4	Stainless Steel	10100-11800	29-32'	50-57
14.25	24	3	Stainless Steel	10100-11800	29-32'	50-57
15.25	26	4	Stainless Steel	5900-10400	29-31'	55-62
14.00	26	3	Stainless Steel	5900-10400	29-31'	55-62
15.00	28	4	Stainless Steel	8100-9200	Up to 30'	60-67
13.75	28	3	Stainless Steel	8100-9200	Up to 30'	60-67

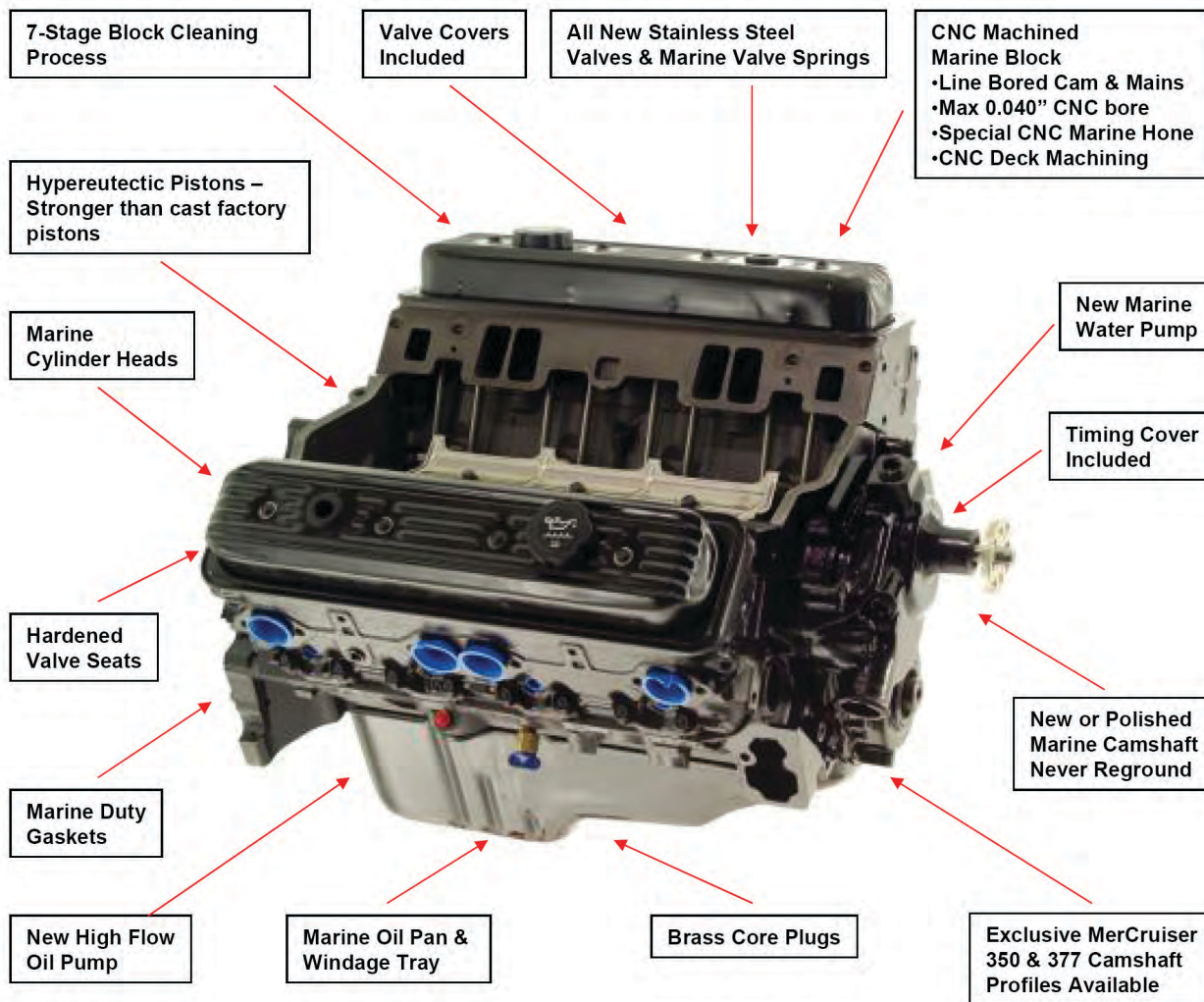
PRO-SERIES LONGBLOCK FEATURES



Pro-Series Longblocks

- Remanufactured to factory specifications
- More included content = Lower overall job cost
- 1 Year Limited Factory Warranty
- Automotive engines lack essential Marine Parts for Marine Duty
- 100% Hot tested & pressure checked for reliability

MERCUISER



REMAN INTERNATIONAL LONGBLOCK ASSEMBLY

As an OEM, Quicksilver has the benefit of engineering resources and the experience to remanufacture, deliver, and support a true marine-based engine for global markets. International Series longblocks are completely remanufactured with components suitable for marine applications used globally. To fully understand the extra value International Series longblocks deliver, please see the detailed Dare to Compare section in this catalog.

International Series longblocks deliver value that saves time and money when considering the total cost of the job. International Series longblock content includes:

- All tin ware – oil pan, valve covers, front cover, and side covers as necessary
- A genuine marine circulating water pump
- New stainless steel marine valves & springs
- New high flow oil pump
- New lifters and camshaft for flat tappet engine types
- Brass core plugs, marine grade gaskets and seals
- New O.S. pistons and rings
- Some models are equipped with 100% new heads – see individual product details
- Factory certified with latest technology computer controlled SIM tester
- Factory hot oil flush after running SIM test
- Engines are shipped without oil due to international safe shipping guidelines
- 1-Year Promotional Limited Warranty on every International Series longblock

Some things not included that will need to be transferred from the previous engine or purchased separately:

- Flywheel
- Harmonic balancer
- Gasket set
- Quicksilver Synthetic Blend 25W-40 4-Stroke Oil

4.3 LITER V-6 LONGBLOCK ASSEMBLY

LONGBLOCK ASSEMBLY



8M0188292

Remanufactured PRO Series Longblock
GM 4.3 Liter Non-Gen.+ 262 V/6
(Left-Hand Standard Rotation) with remanufactured cylinder heads.
Replaces 1993-1996 4.3L balance-shaft marine engines.

LONGBLOCK ASSEMBLY



8M0188293

Remanufactured Pro Series Longblock
GM 4.3 Liter Gen.+ 262 V/6
(Left-Hand Standard Rotation)with brand new cylinder head assemblies.
Replaces 1996 -1999 GM 4.3L balance-shaft marine engines with electric fuel pumps. If metric fasteners are required for installation, order fastener kit # 56-861937A 1.

8M0188294

Remanufactured PRO-Series Longblock
GM 6 Cyl., 4.3 Liter Gen+ 262 V6
(Left-Hand Standard Rotation) with remanufactured Vortec cylinder heads.
Replaces 2000-2007 GM 4.3L balance-shaft marine carb or MPI engines with electric fuel pumps, roller rocker-arms and crank position sensor.
NOTE: May also require the harmonic balancer p/n 888776T to be ordered separately when replacing carbureted engines w/o the crank position sensor.

8M0188306

Remanufactured PRO-Series Longblock
GM 6 Cyl., 4.3 Liter Gen+ 262 V6
(Left-Hand Standard Rotation) with remanufactured Vortec cylinder heads.
Replaces 2007-2016 GM 4.3L balance-shaft marine engines with 58X crankshaft timing wheel, electric fuel pumps, roller rocker-arms, crankshaft position sensor (SN# 1A063240 and up)

5.7 LITER V-8 LONGBLOCK ASSEMBLY

LONGBLOCK ASSEMBLY




883944R50

Remanufactured - PRO Series Longblock
GM 5.7 Liter Non-Gen.+ 350 V/8
(Left-Hand / Standard Rotation) with brand new cylinder heads.
Replaces 1987-1995 Sterndrive or Inboard 5.7L flat-tappet marine engines.

807447R50

Remanufactured - PRO Series Longblock
GM 5.7 Liter Non-Gen.+ 350 V/8
(Left-Hand / Standard Rotation) with brand new cylinder heads.
Replaces 1991-1997 Sterndrive or Inboard 5.7L roller-lifter marine engines.

LONG BLOCK ASSEMBLY



807449R50

Remanufactured - PRO Series Longblock

GM 5.7 Liter Gen+ 350 V/8

(Left-Hand Standard Rotation) with remanufactured cylinder heads.

Replaces 1996 and newer 5.7L Carbureted or Throttle Body Injected EFI sterndrive or inboard engines. This block is designed to replace those engines NOT requiring a CPS (crank positioning sensor) or reluctor.

LONGBLOCK ASSEMBLY

8M0052529

Remanufactured PRO-Series Longblock

GM 8 Cyl., 5.7 Liter Vortec 350 V8

(Left-Hand Standard Rotation) with remanufactured Vortec cylinder heads. This longblock is packaged in a one-way container. No core or container charges apply.

This engines replaces 1999 and newer Volvo 5.7GXi, GSi, & OXi MPI models only using 1.6:1 roller rocker arms. This block has provisions for a CPS (Crank Position Sensor). There are no provisions for a mechanical fuel pump.

860186R 5

Remanufactured PRO-Series Longblock

GM 8 Cyl., 5.7 Liter Gen+ 350 V8

(Left-Hand Standard Rotation) with remanufactured Vortec cylinder heads.

Replaces 1996 (only) 5.7L EFI Gen+ and 350 Mag MPI Multi-Port Fuel Injected marine engines with a mechanical fuel pump. Additionally, this engine services the 357 Alpha Plus-Series engine 865108R88 and 350 Gen+ Crate Engine 807447A14. This block has NO provisions for a CPS (Crank Position Sensor). This block has provisions for a mechanical fuel pump.

8M0124238

Remanufactured PRO-Series Longblock

GM 8 Cyl., 5.7 Liter Gen+ 350 V8

(Left-Hand Standard Rotation) with remanufactured Vortec cylinder heads.

Replaces 2002-2004 MerCruiser 350 MPI Multi-Port Fuel Injected sterndrive & inboard marine engines. This block has provisions for a CPS (Crank Position Sensor). There are no provisions for a mechanical fuel pump. This engine is interchangeable the 8M0057442.

8M0124033

Remanufactured Pro-Series Longblock

GM 8 Cyl., 5.7 Liter Gen+ 350 V-8

(Left-Hand Standard Rotation) with remanufactured Vortec cylinder heads.

Replaces 2005-2015 MerCruiser 350 MAG MPI Multi-Port Fuel Injected sterndrive & inboard marine engines. This block has provisions for a CPS (Crank Position Sensor). There are no provisions for a mechanical fuel pump. It uses a proprietary MerCruiser roller camshaft profile used during the years listed for MerCruiser applications using dual knock sensors. (SN# 0W310000 and up)

6.2 LITER V-8 LONGBLOCK ASSEMBLY

LONGBLOCK ASSEMBLY



8M0095941

Remanufactured PRO-Series Longblock

GM 8 Cyl., 6.2 Liter Gen+ 377 V8

(Left-Hand Standard Rotation) with remanufactured Vortec cylinder heads.

Replaces 2002-2009 MerCruiser 6.2L MPI Multi-Port Fuel Injected sterndrive and inboard marine engines without ECT. This block has provisions for a CPS (Crank Position Sensor). There are no provisions for a mechanical fuel pump. It uses a proprietary 6.2L MerCruiser roller camshaft profile used during the years listed (SN# 0M300000-1A353300)

LONGBLOCK ASSEMBLY



865108R01

Remanufactured PRO-Series Longblock


GM 8 Cyl., 6.3 Liter Gen+ 383 V8

(Left-Hand Standard Rotation) with remanufactured Vortec cylinder heads.

This engines is used to service 2005 thru 2007 Mercury Remanufacturing 383 Mag Stroker Multi-Port Fuel Injected marine engines, 865108R10, 865108R11 & 865108R80. This block has provisions for a CPS (Crank Position Sensor). There are NO provisions for a mechanical fuel pump. It uses a proprietary 383 roller camshaft profile, 1.6:1 roller rocker arms and 100 PSI oil pump.

8.1 LITER 496 V-8 LONGBLOCK ASSEMBLY

LONGBLOCK ASSEMBLY



8M0173775

Quicksilver Value Series Longblock
 8 Cylinder 8.1 Liter, 496 V-8
 (Left-Hand Standard Rotation) 100% New Content
 Replaces 2001 & up 496 Mag & 8.1L Horizon MerCruiser, Mercury
 Remanufacturing, & Quicksilver base engines. Also this service block can be
 used with other makes
 Engine Features: Heavy Duty Iron Block with Splayed 4-bolt Main Bearing Caps,
 Priority Main Oiling System, 8.6:1 Hypereutectic Pistons, Roller Camshaft, 1.7:1
 Rocker Arms, Forged Steel Crankshaft, and billet oil adapter. Quicksilver Iron
 Cylinder Heads feature Black-X Valve Technology, hardened seats, and shot
 peened marine valve springs.
 370 & 375 HP 100% New Quicksilver Marine Engine

8M0173776

Quicksilver Value Series Longblock
 8 Cylinder 8.1 Liter, 496 High Output V-8
 (Left-Hand Standard Rotation) 100% New Content
 Replaces 2001 & up 496 Mag H.O. & 8.1L H.O. MerCruiser, Mercury
 Remanufacturing, & Quicksilver High Output engines. Also this service block can
 be used with other makes.
 Engine Features: Heavy Duty Iron Block with Splayed 4-bolt Main Bearing Caps,
 Priority Main Oiling System, 8.6:1 Hypereutectic Pistons, Roller Camshaft, 1.7:1
 Rocker Arms, Forged Steel Crankshaft, and billet oil adapter. Quicksilver Iron
 Cylinder Heads feature Black-X Valve Technology, hardened seats, and shot
 peened marine valve springs.
 420 & 425 HP 100% New Quicksilver Marine Engine

MERCUISER

.040 IN. (1 MM) OVERSIZE PISTON W/RINGS CHART

.040 IN. (1 MM) OVERSIZE PISTON W/RINGS CHART

.040 in(1 mm) Oversize Pistons w/Rings Cross Reference

Engine Model	Plus-Series P/N	Int'l Plus Series P/N	Pistonsw/rings .040"(1mm) O.S.
3.0L TKS Alpha - Plus Series	8M0072497	8M0072497	700-8M0111066
4.3L Gen + Alpha 4V - Plus Series	865108R89	8M0064803	700-8M0111058
4.3L Gen+ 4V Crate - Plus Series	807736R11	807736R51	700-8M0111058
4.3L Longblock 86-92	14149R 5	14149R50	700-8M0111058
4.3L Longblock 93-96	803647R 5	803647R50	700-8M0111058
4.3L Gen+ Longblock 96-99	807736R 5	807736R50	700-8M0111058
4.3L Gen+ Carb/TBI Longblock 00-07	862757R01	8M0063328	700-8M0111058
4.3L Gen+ MPI Longblock 02-07	864256R05	8M0063328	700-8M0111058
4.3L Gen+ Longblock 07-16	879150R31	879150R31	700-8M0111058
5.0L Longblock	805636R 5	805636R50	700-8M0111064
5.0L Gen+ Longblock	8M0057443	8M0057443	700-8M0111065
350 Alpha Crate - Plus Series	8M0079530	8M0079530	700-8M0111058
350 Gen+ Crate - Plus Series	8M0079531	8M0079531	700-8M0111058
350 Mag MPI Alpha - Plus Series	863661R 5	8M0064799	700-8M0111057
350 Mag MPI Crate - Plus Series 02-04	8M0092946	8M0092946	700-8M0111058
350 Mag MPI Crate - Plus Series 05-15	8M0093550	8M0093550	700-8M0111058
357 Alpha 4V - Plus Series	865108R88	8M0064802	700-8M0111058
357 Bravo 4V - Plus Series	865108R85	8M0064801	700-8M0111058
MIE 357 Horizon (Inline) Bobtail - Plus Series	8M0064805	8M0064805	700-8M0111057
MIE 357 Horizon (V-drive) Bobtail - Plus Series	8M0076188	8M0076188	700-8M0111057
357 Bravo Longblock	807447R03	807447R03	700-8M0111058
5.7L Longblock 87-95	883944R 5	883944R50	700-8M0111058
5.7L Longblock (roller lifter) 91-97	807447R 5	807447R50	700-8M0111058
5.7L Longblock (roller lifter) 91-97, Non-rtn container	807447R60	807447R50	700-8M0111058
5.7L Gen+ Longblock 96 EFI (for use w/mech fuel pump)	860186R 5	860186R 5	700-8M0111058
5.7L Gen+ Longblock 96-15	807449R 5	807449R50	700-8M0111057
5.7L Gen+ MPI Longblock 02-04	863661R 5	N/A	700-8M0111057
5.7L Gen+ MPI Longblock 05-15 (dual knock sensors)	866138R03	N/A	700-8M0111057
5.7L Longblock Volvo GXi, GSi & OSi 99-15	8M0052529	8M0052529	700-8M0111057
6.2L Longblock 99-01	862760R01	862760R01	700-8M0111056
6.2L Longblock 06-09	8M0061211	8M0095941	700-8M0111056
383 Mag Bravo 4V - Plus Series	865108R90	8M0064804	700-8M0111056
383 Mag Stroker Bravo MPI- Plus Series	865108R80	8M0064800	700-8M0111056
383 MPI Bravo FWC - Plus Series	8M0109404	8M0109404	700-8M0111056
MIE 383 Mag 4V (LH) - Plus Series	8M0061212	8M0061212	700-8M0111056
MIE 383 Mag 4V (RH) - Plus Series	8M0061213	8M0061213	700-8M0111056
MIE 383 Mag Stroker MPI - Plus Series	865108R10	865108R10	700-8M0111056
385 Perf Tune - Plus Series	8M0064807	8M0064807	700-8M0111067
383 Mag 4V Longblock, MCM & MIE (LH)	807447R02	807447R02	700-8M0111056
383 Mag Stroker Bravo MPI Longblock	865108R01	865108R01	700-8M0111056
383 Stroker Scorpion Longblock	879147R55	879147R55	700-8M0111056
MIE 383 Mag 4V (RH)	8M0062371	8M0062371	700-8M0111056
7.4L Gen V Longblock 92-96	806351R 5	806351R50	700-8M0111059
7.4L (L29) Longblock 98-02	883281R 5	883281R50	700-8M0111059
496 HO - Plus Series	8M0089472	8M0089472	700-8M0111799(1)(3)
496 HO - Plus Series	8M0089472	8M0089472	700-8M0111800(1)(4)
MIE 8.1L Horizon (Down-angle) Bobtail - Plus Series	8M0088282	8M0088282	700-8M0111799(1)(3) Series

Engine Model	Plus-Series P/N	Int'l Plus Series P/N	Pistonsw/rings .040"(1mm) O.S.
MIE 8.1L Horizon (Down-angle) Bobtail - Plus Series	8M0088282	8M0088282	700-8M0111800(1)(4) Series
MIE 8.1L Horizon (V-Drive) Bobtail - Plus Series	8M0088283	8M0088283	700-8M0111799(1)(3) Series
MIE 8.1L Horizon (V-Drive) Bobtail - Plus Series	8M0088283	8M0088283	700-8M0111800(1)(4) Series
8.1L Longblock (01-up)	8M0086000	8M0086000	700-8M0111799(1)(3)
8.1L Longblock (01-up)	8M0086000	8M0086000	700-8M0111800(1)(4)
8.1L HO Longblock (01-up)	8M0086001	8M0086001	700-8M0111799(1)(3)
8.1L HO Longblock (01-up)	8M0086001	8M0086001	700-8M0111800(1)(4)
502 Longblock (93-01)	8M0093551	8M0062846	700-8M0111134(2)

(1) Actual O.S. is .060 in (1.52 mm)

(2) Actual O.S. is .064 in (1.62 mm)

(3) Floating Piston

(4) Non-Floating Piston

MERCURUISER

OVERSIZE BEARINGS AND VALVES CHART

Oversize Bearings & Vavles Cross Reference

Engine Model	P/N	Int'l P/N	Crankshaft Bearings - .030 (.76 mm) O.S.	Connecting Rod Bearings - .030 (.76 mm) O.S.	Intake Valve - O.S.	Exhaust Valve - O.S.
3.0L Longblock	805052R 5	8M0062850	23-8M0123479	23-8M0123485	8M0123495(1)	8M0123505(1)
4.3L Longblock 86-92	14149R 5	14149R50	23-8M0123480	23-8M0123486	8M0123495(1)	8M0136920(1)
4.3L Longblock 93-96	806347R 5	806347R50	23-8M0123480	23-8M0123486	8M0123495(1)	8M0136920(1)
4.3L Gen+ Longblock 96-99	807736R 5	807736R50	23-8M0123480	23-8M0123486	8M0123492(1)	8M0123501(1)
4.3L Gen+ Carb/TBI Longblock 00-07	862757R01	N/A	23-8M0123480	23-8M0123486	8M0123492(1)	8M0123501(1)
4.3L Gen+ MPI Longblock 02-07	864256R05	8M0063328	23-8M0123480	23-8M0123486	8M0123492(1)	8M0123501(1)
4.3L Gen+ MPI Longblock 02-07	8M0057441	8M0063328	23-8M0123480	23-8M0123486	8M0123492(1)	8M0123501(1)
4.3L Gen+ Longblock 07-16	879150R31	N/A	23-8M0123480	23-8M0123486	8M0123492(1)	8M0123501(1)
5.0L Longblock 87-95	805636R 5	805636R50	23-8M0123480	23-8M0123485	8M0123491(1)	8M0123499(1)
5.0L Gen+ Longblock	863660R05	N/A	23-8M0123480	23-8M0123485	8M0136919(1)	8M0123500(1)
5.0L Gen+ Longblock	8M0057443	N/A	23-8M0123480	23-8M0123485	8M0136919(1)	8M0123500(1)
5.7L Longblock 87-95	883944R 5	883944R50	23-8M0123480	23-8M0123485	8M0123492(1)	8M0123500(1)
5.7L Longblock (roller lifter) 91-97	807447R 5	807447R50	23-8M0123480	23-8M0123485	8M0123492(1)	8M0123500(1)
5.7L Longblock (roller lifter) 91-97, Non-rtn container	807447R60	807447R50	23-8M0123480	23-8M0123485	8M0123492(1)	8M0123500(1)
357 Bravo Longblock	807447R03	N/A	23-8M0123480	23-8M0123485	8M0123492(1)	8M0123500(1)
5.7L Gen+ Longblock 96 EFI (for use w/mech fuel pump)	860186R 5	N/A	23-8M0123480	23-8M0123485	8M0123492(1)	8M0123500(1)
5.7L Gen+ Longblock 96-15	807449R 5	807449R50	23-8M0123480	23-8M0123485	8M0123492(1)	8M0123500(1)
5.7L Gen+ MPI Longblock 02-04	863661R 5	N/A	23-8M0123480	23-8M0123485	8M0123492(1)	8M0123500(1)
5.7L Gen+ MPI Longblock 05-15 (dual knock sensors)	866138R03	N/A	23-8M0123480	23-8M0123485	8M0123492(1)	8M0123500(1)
5.7L Longblock Volvo GXi, GSi & OSi 99-15	8M0052529	N/A	23-8M0123480	23-8M0123485	8M0123492(1)	8M0123500(1)
6.2L Longblock 99-01	862760R01	N/A	23-8M0123481	23-8M0123488	8M0123492(1)	8M0123500(1)
6.2L Longblock 06-09	8M0061211	N/A	23-818465(4)	23-85701(4)	802555(4)	824317 1(4)
383 Mag 4V Longblock, MCM & MIE (LH)	807447R02	N/A	23-8M0123482(2)	23-8M0123487	8M0123492(1)	8M0123500(1)
MIE 383 Mag 4V (RH)	8M0062371	N/A	23-8M0123482(2)	23-8M0123487	8M0123492(1)	8M0123500(1)
383 Mag Stroker Bravo MPI Longblock	865108R01	N/A	31-849396(4)	849391T(4)	N.L.A.(4)	824317 1(4)
7.4L Gen V Longblock 92-96	806351R 5	806351R50	23-8M0123483	23-8M0123490	8M0123498(1)	8M0123506(1)
7.4L (L29) Longblock 98-02	883281R 5	883281R50	23-8M0123483	23-8M0123490	8M0123498(1)	8M0123506(1)
8.1L Longblock (01-up)	8M0086000	N/A	23-8M0123484	23-8M0123489	8M0123494(3)	8M0123503(3)
8.1L HO Longblock (01-up)	8M0086001	N/A	23-8M0123484	23-8M0123489	8M0123494(3)	8M0123503(3)
502 Longblock (93-01)	8M0093551	N/A	23-818473001(4)	23-85726001(4)	821024T(4)	816962(4)
502 Longblock (93-01)	8M0113061	N/A	23-818473001(4)	23-85726001(4)	821024T(4)	816962(4)
540 Stroker Longblock	8M0101598	N/A	23-818473001(4)	23-85726001(4)	N/A	N/A

(1) .015 in (.38 mm) O.S.

(2) .020 in (.51 mm) O.S.

(3) .030 in (.76 mm) O.S.

(4) Standard size

MERCURISER

QUICKSILVER VALUE SERIES LONGBLOCKS

Like the popular Quicksilver Crate Engines, the 100% new Quicksilver Value Series longblocks are not converted automobile units nor remanufactured. Quicksilver Value Series longblocks are built from scratch for Marine applications, and some are compatible for Industrial duty! Quicksilver tooled and assembles these 100% new engines to keep legacy products fully supported with superior products that are now built better than ever! Improvements to the original products include:

1 Year Limited Warranty

Black-X Valve Technology

- 21N Intake valve parent material
- 24N Exhaust valve parent material
- Plasma nitride prevents valve sticking & increases toughness
- Chrome-Cobalt alloy seats resist corrosion from alcohol fuels
- Valve life improved 42%

Hardened valve seat installed in the cylinder heads

- Hardened Intake & Exhaust seat inserts
- Premium alloy seat material

Heavy duty head and block castings

- Resist corrosion and cracking
- Higher loading capacity
- Ability to use solid engine mounts

Premium components

- 100% brass core plugs
- High volume oil pump
- Marine valve springs resist fatigue
- Super polished crankshafts using superior material and design features

100% Advanced SIM Testing

- Water and oil passages pressure tested 100%
- Phased rotational testing with hot oil validates all oil passages, bearings, and assembly
- Advanced compression testing verifies cylinder sealing and valve lash integrity
- Oil flush at completion of test removes break-in debris
- Shipped without oil to prevent spillage while in transit

No core & no container deposits

Free Freight

Parts that will need to be transferred or purchased separately

- Balancer
- Flywheel
- Spark Plugs
- Distributor
- Water pump
- Manifold gasket set
- Quicksilver Synthetic Blend 25W-40 4-Stroke Oil

MERCURUISER

LONGBLOCK ASSEMBLY



8M0187364

Quicksilver Value Series Longblock
4 Cylinder 3.0 Liter, 181 Inline-4

(Left-Hand Standard Rotation) 100% New Content

Quicksilver Engine features: cast iron block, large fillet radii crankshaft, Tri-metal bearings, 9.3:1 hypereutectic pistons, and 1.5:1 rocker arms. Quicksilver cylinder head feature: hardened seats, screw in studs, Black-X valves & an exclusive Quicksilver combustion chamber allowing 4 deg BTDC base timing. Content includes harmonic balancer, oil pan, & valve cover. Compatible with front or side engine mounts. Pilot bore machined into crankshaft to accept dealer installed Volvo couplers. No provision for cylinder head mounted fuel injectors.

Quicksilver 3.0L Alpha


135 HP 100% New Quicksilver Marine & Industrial LMX Engine

Replaces all makes of 1990 & up marine & LMX industrial engines not using dedicated MPI heads. Applications include:

1990-1997 3.0L LX engines (SN 0C856599 – 0K999999)

1998 & up 3.0L carbureted & MC 3.0 MPI (0L010042 & up)

LONGBLOCK ASSEMBLY



8M0182233

GM 5.7 Liter Gen+ 350 V8

Left-Hand / Standard Rotation

Replaces 1999 and newer Volvo 5.7 GXi, GSi and OXi MPI models only using the 1.6:1 roller rocker arms. This block has provisions for a CPS (Crank Position Sensor). There are no provisions for mechanical fuel pump.

LONG BLOCK ASSEMBLY



8M0163301

Quicksilver Value Series Longblock
8 Cylinder, 5.7 Liter, 350 V-8
(Left-Hand Standard Rotation) 100% New Content
Replaces all makes of 1996-2015 5.7L Gen+ marine engines using an 8-bolt intake manifold with standard marine camshaft for 4600-5000 RPM range. Does not include provisions for a mechanical fuel pump.
Engine features: Cast iron block, nodular iron crankshaft, single-piece rear main seal, roller camshaft, marine oil pan, high flow oil pump, harmonic balancer and CPS included. Quicksilver cast iron cylinder heads include: hardened seats, screw in studs, & Black-X valves.

300 HP 100% New Quicksilver Marine Engine

Applications include:
1996-2015 5.7L Gen+ Carbureted or Throttle Body Fuel Injected EFI sterndrive and inboard engines
2001-2004 MCM 350 Mag MPI engines (SN 0M300000 - 0W309999)
2001-2004 MIE 350 Mag MPI engines (SN 0M300000 - 0W389999)

8M0163302

Quicksilver Value Series Longblock
8 Cylinder, 5.7 Liter, 350 V-8
(Left-Hand Standard Rotation) 100% New Content
Replaces all makes of 2005-2015 5.7L Gen+ marine engines using an 8-bolt intake manifold with high torque marine camshaft for 4800-5200 RPM range. Does not include provisions for a mechanical fuel pump.
Engine features: Cast iron block, nodular iron crankshaft, single-piece rear main seal, roller camshaft, marine oil pan, high flow oil pump, harmonic balancer and CPS included. Quicksilver cast iron cylinder heads include: hardened seats, screw in studs, & Black-X valves.
300 HP 100% New Quicksilver Marine Engine

Applications include:
2005-2015 MCM/MIE 350 Mag & 5.7L MPI engines (SN 0W310000 & up)
Quicksilver 350 MPI Alpha, Bravo, Inboard, & Tow
Volvo 5.7Gi-300-J EFI model

LONGBLOCK ASSEMBLY



8M0187371

GM 5.7 Liter Non-Gen + 350 V8
Left-Hand / Standard Rotation
Replaces 1991-1997 Sterndrive or Inboard 5.7L roller-lifter marine engines

8M0187370

GM 5.7 Liter Non-Gen + 350 V8
Left-Hand / Standard Rotation
Replaces 1987-1995 Sterndrive or Inboard 5.7L flat-tappet marine engines

LONGBLOCK ASSEMBLY

Image not Available.

8M0187375

GM 5.8L Gen+ 357 V8
Left-Hand / Standard Rotation
Replaces 2009-2010 357 Alpha Repower engines

GM 5.8 LITER GEN+ 357 V8 LEFT HAND / STANDARD ROTATION

Image not Available.

8M0187376

Replaces 2010-2020 357 Bravo Repower engines.

LONGBLOCK ASSEMBLY

Image not Available.

8M0187372

GM 6.3 Liter Gen+ 383 V8
Left-Hand / Standard Rotation
Replaces 2008 and later 383 MPI Repower engines.

LONGBLOCK ASSEMBLY

Image not Available.

8M0187373

GM 6.3 Liter Gen+ 383 V8
Left-Hand / Standard Rotation
Replaces 2011-2020 383 Mag inboard (LH /standard rotation) Repower engines

LONGBLOCK ASSEMBLY

Image not Available.

8M0187374

GM 6.3 Liter Gen+ 383 V8
Right-Hand / Opposite Rotation
Replaces 2012-2020 383 Mag inboard (RH / Opposite Rotation) Repower engines

LONGBLOCK ASSEMBLY



8M0182232

GM 6.2 Liter Gen+ 377 V8
Left-Hand / Standard Rotation
Replaces 2002-2009 MerCruiser 6.2L MPI Multi-Port Fuel Injected sterndrive and inboard marine engines w/o ECT. This block has provisions for a CPS (Crank Position Sensor). There are no provisions for a mechanical fuel pump. It uses a proprietary 6.2L MerCruiser roller camshaft profile used during the years listed (S/N 0M300000-1A353300)

QUICKSILVER VALUE SERIES LONGBLOCKS

LONG BLOCK ASSEMBLY



8M0163303

Quicksilver Value Series Longblock
8 Cylinder, 6.2 Liter, 377 V-8
(Left-Hand Standard Rotation) 100% New Content
Replaces 2009-2015 6.2L MerCruiser engines with and without ECT.
Engine features: Cast iron block, 4340 forged steel crankshaft, single-piece rear main seal, roller camshaft, marine oil pan, high flow oil pump, harmonic balancer and CPS included. CNC ported Quicksilver cast iron cylinder heads include: High flow Black-X valves.

320 HP 100% New Quicksilver Marine Engine

Applications include:

2009-2015 MCM 6.2L MPI engines (SN 1A091826 & up)

2009-2015 MIE 6.2L MPI engines (SN 1A091826 & up)

LONGBLOCK ASSEMBLY



8M0187368

GM 6.2 Liter Gen+ 377 V8
Left-Hand / Standard Rotation

Replaces 2002-2009 MerCruiser 6.2L MPI Multi-Port Fuel Injected sterndrive and inboard marine engines w/o ECT. This block has provisions for a CPS (Crank Position Sensor). There are no provisions for a mechanical fuel pump. It uses a proprietary 6.2L MerCruiser roller camshaft profile used during the years listed (S/N 0M300000-1A353300)

LONGBLOCK ASSEMBLY



8M0173776

Quicksilver Value Series Longblock
8 Cylinder 8.1 Liter, 496 High Output V-8
(Left-Hand Standard Rotation) 100% New Content
Replaces 2001 & up 496 Mag H.O. & 8.1L H.O. MerCruiser, Mercury Remanufacturing, & Quicksilver High Output engines. Also this service block can be used with other makes.

Engine Features: Heavy Duty Iron Block with Splayed 4-bolt Main Bearing Caps, Priority Main Oiling System, 8.6:1 Hypereutectic Pistons, Roller Camshaft, 1.7:1 Rocker Arms, Forged Steel Crankshaft, and billet oil adapter. Quicksilver Iron Cylinder Heads feature Black-X Valve Technology, hardened seats, and shot peened marine valve springs.

420 & 425 HP 100% New Quicksilver Marine Engine

8.2 LITER V-8 LONGBLOCK ASSEMBLY



8M0188322

Remanufactured PRO Series Longblock
Mercury 8.2 Liter 502 V8
(Left-Hand Standard Rotation) with Remanufactured Mercury aluminum cylinder heads

Replaces 2010 & newer MCM 8.2L Bravo CPO Engines Only. For non-CPO engines use new longblock 8M0157869. This longblock uses a mix of Gen VI, Mercury, and unique internal components not used in new Mercury production. It is used only to produce and service CPO 8.2L Bravo engines. Remanufactured Mercury components include aluminum MerCruiser cylinder heads, iron engine block, camshaft, valvetrain and tin ware. New Gen VI internals include: rods, OS pistons, bearings, & oil pump. Unique components include: forged steel neutral balance crankshaft, neutral balance balancer, and neutral balance flywheel. Because of the neutral balance flywheel, this engine cannot be used for inboard engines requiring a high mount starter.

MERCUISER *NEW* GASOLINE LONGBLOCKS

These new MerCruiser longblocks include engine gaskets and have a standard P&A 1 year limited warranty.

LONGBLOCK ASSEMBLY



8M0114790

Brand *NEW* Longblock
Mercury 6 Cyl., 4.5 Liter 275 V6
Replaces 2014 and newer 4.5L engines (s/n 2A441953 and up)


LONGBLOCK ASSEMBLY



8M0157869

Brand *NEW* Longblock
Mercury 8 Cyl., 8.2 Liter 502 V8 GEN-VI Block
Replaces 2010 & newer MCM/MIE 8.2L engines

LONGBLOCK ASSEMBLY



800-866138A05

Brand *NEW* Longblock
GM 8 Cyl., 5.7 Liter Gen+ 350 V-8
Replaces 2008-2015 Scorpion 350 EC Tow Sports engines (s/n 0W698433 and up)

LONGBLOCK ASSEMBLY



8M0125139

Brand *NEW* Longblock
Mercury 8 Cyl., 6.2 Liter 377 V8
Replaces 2015-2016 6.2L engines (s/n 2A456613-2A530775)

8M0114814

Brand *NEW* Longblock
Mercury 8 Cyl., 6.2 Liter 377 V8
Replaces 2016 & newer 6.2L engines (s/n 2A530776 and newer)

MERCUISER


REMAN CYLINDER HEADS - MERCUISER

Mercury Remanufacturing starts with the best available "marine" cylinder head cores. Each cylinder head is completely disassembled and then precision machined for proper gasket sealing and concentric stem-to-guide clearances.

With a 1-Year Factory Limited Warranty, Cylinder Heads from Mercury Remanufacturing can be installed with complete confidence.

V-6 CYLINDER HEADS

CYLINDER HEAD ASSEMBLY



938-883296R 1

Fully Assembled Remanufactured Cylinder Head. Assembly includes a freshly machined cylinder head, new stainless steel valves, guides, keepers, and springs. Ready for installation. Fits MCM 4.3L Gen II engines w/ balanced shaft(1993-1996)

CYLINDER HEAD ASSEMBLY



938-827178R 1

Fully Assembled Remanufactured Cylinder Head. Assembly includes a freshly machined cylinder head, new stainless steel valves, guides, keepers, and springs. Ready for installation. (Special Note: Do not order this head assembly if the engines original cylinder heads included roller-rocker arms.) Fits(1996-1999) MCM 4.3L Gen+ engines with non-roller rocker arms.

V-8 SMALL-BLOCK CYLINDER HEADS

CYLINDER HEAD ASSEMBLY



938-883490R 1

Fully Assembled Remanufactured Cylinder Head (Brand new head casting) Fits MCM/MIE (1987-1996) 5.7L (non-Gen +) engines.

V-8 BIG-BLOCK CYLINDER HEADS

CYLINDER HEAD ASSEMBLY



938-883492R 1

Fully Assembled Remanufactured Cylinder Head Fits (1992-1998) MCM/MIE 7.4L Gen. V & VI engines w/ oval port.

MERCUISER

MERCUISER *NEW* CYLINDER HEADS

4.5L CYLINDER HEAD ASSEMBLY

Image not Available.

900-8M0116266

Brand *NEW* complete cylinder head. Includes valves, springs caps, seals, etc. Fits Mercury 4.5L MPI engines

6.2L CYLINDER HEAD ASSEMBLY

Image not Available.

900-8M0107023

Brand *NEW* complete cylinder head. Includes valves, springs caps, seals, etc. Fits Mercury 6.2L MPI engines (s/n 2A456613 and above)

8.2L CYLINDER HEAD ASSEMBLY

Image not Available.

900-8M0046344

Brand *NEW* complete cylinder head. Includes valves, springs caps, seals, etc. Fits Mercury 8.2L MPI engines (s/n 1A350340 and above)

NEW QUICKSILVER CYLINDER HEADS

NEW QUICKSILVER CYLINDER HEADS

Quicksilver now offers a wide variety of new cast iron cylinder head assemblies built for maximum durability in extreme applications. These extreme applications include: marine, circle track racing, RV, truck, and industrial applications.

All feature hardened seats on the intake and exhaust ports. Exclusive to Quicksilver are Black-X Composite valves that are stainless steel valves with seats treated with a cobalt-chromium alloy and black plasma nitriding. This composition provides extreme durability when using gasoline and compatibility with alcohol and alternative fuels.

NEW QUICKSILVER INLINE 4-CYLINDER HEADS

2.5L/3.0L CYLINDER HEAD ASSEMBLY



8M0188299

All new Quicksilver cast iron cylinder head, hardened valve seats press fit into the cylinder head with stainless steel valves featuring seats treated with a cobalt-chromium alloy for extreme durability. This cylinder head features screw-in rocker studs. Early design large intake ports require the use of gasket 27-96429.

1963-1989 MCM 2.5L & GM 2.5L
1968-1989 MCM 3.0L & GM 3.0L
2.5L GM automotive & Postal engine

3.0L CYLINDER HEAD ASSEMBLY




8M0188300

All new Quicksilver cast iron cylinder head, hardened valve seats press fit into the cylinder head with stainless steel valves featuring seats treated with a cobalt-chromium alloy for extreme durability. This cylinder head features screw-in rocker studs. Smaller ports are updated to the latest design to deliver more power. No provision for in port fuel injector for non-MerCruiser applications.

1990-2016 MCM 3.0L, 3.0LX, & 3.0L MPI
3.0L Industrial

NEW QUICKSILVER V6-CYLINDER HEADS

4.3L CYLINDER HEAD ASSEMBLY




8M0188301

All new Quicksilver cast iron cylinder head, hardened valve seats press fit into the cylinder head with stainless steel valves featuring seats treated with a cobalt-chromium alloy for extreme durability. This cylinder head is for applications using roller rocker arms.

2000-2015 MCM 4.3L & 4.3L MPI
4.3L 4V Crate Engines
4.3L 4V Plus Series
2000-2015 4300 LU3 automotive, truck & industrial

NEW QUICKSILVER SMALL BLOCK V8-CYLINDER HEADS

5.7L/6.2L CYLINDER HEAD ASSEMBLY



8M0188302

All new Quicksilver cast iron cylinder head, hardened valve seats press fit into the cylinder head with stainless steel valves featuring seats treated with a cobalt-chromium alloy for extreme durability. This fits 5.7L & 6.2L engines with an 8-bolt intake manifold. This cylinder head features screw-in rocker studs.

1996-2016 MCM/MIE 5.7L using Gen+ heads
2000-2008 MCM/MIE 6.2L using Gen+ heads
350 Alpha Quicksilver Crate Engines - Carb & MPI
357 Horizon MIE Plus Series Engines
357 Alpha & 383 MPI Plus Series engines
1996-2002 5.7L L31 Gen 1e RV, automotive & truck
1996-2016 5.7L L31 Gen 1e industrial

383 CYLINDER HEAD ASSEMBLY



938-8M0115139

All new Quicksilver cast iron cylinder head, hardened valve seats press fit into the cylinder head with stainless steel valves featuring seats treated with a cobalt-chromium alloy for extreme durability. Heavy duty springs for engine speeds up to 5800 RPM. This fits 383 carbureted engines featuring upgraded ports for higher airflow. These are for engines with an 8-bolt intake manifold pattern. This cylinder head features screw-in rocker studs.

383 4V MCM/MIE Plus Series engine
383-CT Circle Track engine

385 CYLINDER HEAD ASSEMBLY



938-8M0115140

All new Quicksilver cast iron cylinder head, hardened valve seats press fit into the cylinder head with 24 N stainless steel intake valves featuring seats treated with a cobalt-chromium alloy for extreme durability and nickel super-alloy exhaust valves for high temperature durability. Heavy duty springs for engine speeds up to 5800 RPM. This fits 385 PT engines featuring upgraded ports for higher airflow. These are for engines with an 8-bolt intake manifold pattern. This cylinder head features screw-in rocker studs.

385 Performance Tuned Plus Series engine
5.7L L31 Pressure charged automotive & truck engines

NEW* QUICKSILVER BIG BLOCK V-8 CYLINDER HEADS*454/502 CYLINDER HEAD ASSEMBLY****938-8M0115141**

All new Quicksilver cast iron cylinder head, hardened valve seats press fit into the cylinder head with stainless steel valves featuring seats treated with a cobalt-chromium alloy for extreme durability. This cylinder head fits the 454/502 HO Gen V & VI engines featuring rectangular ports for higher horsepower applications using 2.19" diameter intake valves.

1992-2000 MCM 454 / 502 HO & MIE 454 Horizon

8.1L CYLINDER HEAD ASSEMBLY - STARBOARD/ RIGHT/AUTO PASSENGER SIDE**8M0188297**

All new Quicksilver cast iron cylinder head, hardened valve seats press fit into the cylinder head with stainless steel valves featuring seats treated with a cobalt-chromium alloy for extreme durability. This cylinder head features original design ports for marine, automotive, RV, and most industrial applications.

2000-2009 MCM 496 & 496 HO

2000-2009 MIE 8.1S Horizon & 8.1S HO

496 HO MPI Plus Series

8.1L Horizon Plus Series

8.1L (L18) RV, truck & industrial applications

8.1L CYLINDER HEAD ASSEMBLY - PORT/LEFT/AUTO DRIVERS SIDE**8M0188298**

All new Quicksilver cast iron cylinder head, hardened valve seats press fit into the cylinder head with stainless steel valves featuring seats treated with a cobalt-chromium alloy for extreme durability. This cylinder head features original design ports for marine, automotive, RV, and most industrial applications.


2000-2009 MCM 496 & 496 HO

2000-2009 MIE 8.1S Horizon & 8.1S HO

496 HO MPI Plus Series

8.1L Horizon Plus Series

8.1L (L18) RV, truck & industrial applications

540 CYLINDER HEAD ASSEMBLY**8M0188303**

All new Quicksilver cast iron cylinder head, hardened valve seats press fit into the cylinder head using Manley Extreme Duty stainless steel valves for high temperature durability. This cylinder head fits the 540 Mag Bravo 4V engines featuring rectangular ports for high torque applications using 2.19" diameter intake valves.

540 Mag Bravo 4V Plus Series engine

938-8M0115143

All new Quicksilver cast iron cylinder head, hardened valve seats press fit into the cylinder head using Manley Extreme Duty stainless steel valves for high temperature durability. This cylinder head features rectangular ports for MerCruiser High Performance applications using 2.25" diameter intake valves.

HP 500 & 500 EFI

540 Mag Crate Engine

QUICKSILVER CYLINDER HEAD AND BLACK-X COMPOSITE VALVE CHART

QUICKSILVER CYLINDER HEAD AND BLACK-X COMPOSITE VALVE CHART

Chart shows which Quicksilver cylinder heads can be used to service various engines, and the Black-X Composite Valve part numbers used in the Quicksilver heads.
Not all engines were originally equipped with the Black-X Composite Valves, but they add durability & resist valve erosion from ethanol fuels in any application.

Quicksilver Cylinder Heads and Black-X Composite Valves Cross Reference

MERCURISER

Engine Model	Black-X Valves Equipped	Year Range	Cyl Head P/N	Black-X Composite Intake Valve - Std.	Black-X Composite Exhaust Valve - Std.
2.5L		1963 - 1989	938-8M0115134	8M0146074	8M0146075
3.0L		1968 - 1989	938-8M0115134	8M0146074	8M0146075
3.0L/LX		1990 - 2016	938-8M0115135	8M0146074	8M0146075
Reman 3.0L TKS Plus Series		2012 - 2022	938-8M0115135	8M0146074	8M0146075
Quicksilver 3.0L -110 Crate Engine	Yes(3)	2016 - 2022	938-8M0115134	8M0146074	8M0146075
Quicksilver 3.0L -130 Crate Engine		2016 - 2022	938-8M0115135	8M0146074	8M0146075
Quicksilver 3.0L TKS Alpha	Yes(4)	2016 - 2022	938-8M0115135	8M0146074	8M0146075
4.3L		2000 - 2015	938-8M0115136	8M0146076	8M0146077
Reman 4.3L Plus Series		2009 - 2022	938-8M0115136	8M0146076	8M0146077
Quicksilver & Reman 4.3L Crate Engines		2002 - 2022	938-8M0115136	8M0146076	8M0146077
5.7L (Gen+)		1996 - 2015	938-8M0115137	8M0146076	8M0146077
Reman 350 MPI Alpha Plus Series		2009 - 2022	938-8M0115137	8M0146076	8M0146077
Reman 357 Alpha Plus Series		2008 - 2022	938-8M0115137	8M0146076	8M0146077
Reman 357 Mag Bravo Plus Series		2008 - 2022	938-8M0115138	8M0146076	8M0146077
Reman 357 Horizon Plus Series		2012 - 2022	938-8M0115137	8M0146076	8M0146077
Quicksilver 350 Alpha Carb & MPI Crates Engines	Yes(5)	2008 - 2022	938-8M0115138	8M0146076	8M0146077
Quicksilver 350 MPI Alpha	Yes(3)	2018 - 2022	938-8M0115138	8M0146076	8M0146077
Quicksilver 350 MPI Bravo	Yes(3)	2018 - 2022	938-8M0115138	8M0146076	8M0146077
Quicksilver 350 MPI Horizon	Yes(3)	2018 - 2022	938-8M0115138	8M0146076	8M0146077
Quicksilver 350 MPI Tow Sport	Yes(3)	2015 - 2022	938-8M0115138	8M0146076	8M0146077
6.2L (Gen+)		1999 - 2009	938-8M0115138	8M0146076	8M0146077
Reman 383 MPI Stroker Bravo Plus Series		2008 - 2022	938-8M0115137	8M0146076	8M0146077
Reman 383 MPI Stroker Inboard Plus Series		2008 - 2022	938-8M0115137	8M0146076	8M0146077
Reman 383 MPI Stroker Bravo FWC Plus Series		2015 - 2022	938-8M0115138	8M0146076	8M0146077
Reman 383 Mag Bravo Plus Series		2010 - 2022	938-8M0115139	8M0146076	8M0146077
Reman 383 Mag Inboard Plus Series		2011 - 2022	938-8M0115139	8M0146076	8M0146077
Quicksilver 383 MPI Bravo FWC	Yes(3)	2018 - 2022	938-8M0115138	8M0146076	8M0146077
454 Mag (Gen V & VI)		1992 - 2001	938-8M0115141	8M0146078	8M0146079
496 Mag & HO		2000 - 2011	900-8M0090760(1)	8M0146080	8M0146108
496 Mag & HO		2000 - 2011	900-8M0091709(2)	8M0146080	8M0146108
Reman 496 HO Bravo Plus Series		2014 - 2017	900-8M0090760(1)	8M0146080	8M0146108
Reman 496 HO Bravo Plus Series		2014 - 2017	900-8M0091709(2)	8M0146080	8M0146108
Quicksilver 496 & 496 HO Bravo	Yes(3)	2018 - 2022	900-8M0090760(1)	8M0146080	8M0146108
Quicksilver 496 & 496 HO Bravo	Yes(3)	2018 - 2022	900-8M0091709(2)	8M0146080	8M0146108
8.1S Horizon & HO MIE		2000 - 2011	900-8M0090760(1)	8M0146080	8M0146108
8.1S Horizon & HO MIE		2000 - 2011	900-8M0091709(2)	8M0146080	8M0146108
Reman 8.1L Horizon Inboard Plus Series		2011 - 2017	900-8M0090760(1)	8M0146080	8M0146108
Reman 8.1L Horizon Inboard Plus Series		2011 - 2017	900-8M0091709(2)	8M0146080	8M0146108
Quicksilver 8.1L Horizon Inboard	Yes(3)	2018 - 2022	900-8M0090760(1)	8M0146080	8M0146108
Quicksilver 8.1L Horizon Inboard	Yes(3)	2018 - 2022	900-8M0091709(2)	8M0146080	8M0146108
502 Mag (Gen V & VI)		1992 - 2001	938-8M0115141	8M0146078	8M0146079

(1) Starboard head

(2) Port head

(3) Black-X Composite Valve is original equipment.

(4) Black-X Composite Valve is original equipment on SN 1G700000 & up.

(5) Black-X Composite Valve was introduced as running change in 2016

MERCUISER "NEW" DIESEL LONGBLOCKS

These new MerCruiser longblocks have a standard P&A 1 year limited warranty. They do NOT include engine gasket sets.

LONGBLOCK ASSEMBLY

879172001

Brand *NEW* Longblock
VM Inline-4 Cylinder, 2.0L
115/130/150/170
Services 2007 & Newer QSD-2.0L 115/130/150/170, Tier 2 engines (s/n 88200000 & up)
Services 2014 & Newer Mercury 2.0L 115/130/150/170, Tier 3 Engines (s/n 70000000 & up)

LONGBLOCK ASSEMBLY

Image not Available.

896332253

Brand *NEW* Longblock
VM Inline-4 Cylinder, 2.8L 170/200
Services 2004 & Newer CMD 2.8L 170/200 Engines (s/n 88005200 & up)

LONGBLOCK ASSEMBLY

879150102

Brand *NEW* Longblock
VM Inline-4 Cylinder, 2.8L 170/210/220/230
Services 2007 & Newer QSD-2.8L 170/210/220/230, Tier 2 Engines (s/n 88300000 & up)

LONGBLOCK ASSEMBLY

Image not Available.

8M0170700

Brand *NEW* Longblock
VM V6 Cylinder, 3.0L 150, 230 & 270
Services 2018 and newer Mercury Diesel 3.0L V6 -150, 230 & 270 Engines

LONGBLOCK ASSEMBLY

879831

Brand *NEW* Longblock
VM Inline-6 Cylinder, 4.2L IDI 220
Services 1990-2003 MerCruiser 4.2L 220 IDI Engines (s/n 0C849461 & up)

898272020

Brand *NEW* Longblock
VM Inline-6 Cylinder, 4.2L Mechanical Injection 200/230
Services 1997-2009 MerCruiser/CMD 4.2L 200/230 Engines

879150153

Brand *NEW* Longblock
VM Inline-6 Cylinder, 4.2L Digital Injection 250/270/300/320
Services 1997-2009 MerCruiser/CMD 250/270/300/320 Engines

879150103

Brand *NEW* Longblock
VM Inline-6 Cylinder, 4.2L 270/320/350
Services 2007 & Newer Mercury/QSD-4.2L 270/320/350, Tier 2 Engines (s/n 88400000 & up)

8M0066850

Brand *NEW* Longblock
VW Inline-4 Cylinder, 1.9L 40/50/60/75
Services Mercury 1.9L TDI 40/50/60/75, Tier 2 Engines

SHORTBLOCK ASSEMBLY

Image not Available.

8M0112307

Brand "NEW" Partial Engine w/o Cyl heads
Fiat Inline-6 Cylinder, 6.7L
Services 2016 & Newer MerCruiser 135 & 150 NA Engines

SHORTBLOCK ASSEMBLY

Image not Available.

8M0112308

Brand "NEW" Partial Engine w/o Cyl heads
Fiat Inline-6 Cylinder, 6.7L
Services 2016 & Newer MerCruiser 180/230/260/280 TCA and 200 TC Engines

LONGBLOCK CROSS REFERENCE CHARTS

LONGBLOCK CROSS REFERENCE CHARTS

Plus-Series Engines Longblock Cross Reference

Engine Model	Plus-Series P/N	Reman Pro-Series P/N
MCM 4.3L Alpha 4V	8M0064803	8M0063328
MCM 4.3L Gen+	807736R51	8M0063328
MCM 350 Alpha Crate	8M0079530	860186R 5
MCM 350 Gen+ Crate	8M0079531	807447R03
MCM 350 Mag MPI Alpha	8M0064799	NA

Engine Model	Plus-Series P/N	Reman Pro-Series P/N
MCM 383 Mag Stroker	8M0064800	8M0095941
MCM 383 MPI - FWC	8M0109404	8M0095941
MCM 496 HO	8M0089472	8M0173776
MIE 8.1L Horizon (V-Drive)	8M0088283	8M0173775
MIE 8.1L Horizon (Down-angle)	8M0088282	8M0173775

Longblock Cross Reference with GM block code

All longblocks include:

Engine block, crankshaft, connecting rods, pistons, rings, engine bearings, oil pump, marine gaskets, marine camshaft, lifters, timing components, brass core plugs, complete head assemblies, timing cover, oil pan, valve covers, marine water pump and a one year Quicksilver limited warranty.

New longblocks also include flywheels and harmonic balancers. New longblocks may include intake manifolds. See reference chart below.

Remanufactured longblocks DO NOT include intake manifolds, flywheels, harmonic balancers or gasket sets required for assembly.

MERCURISER

Model	Cyl/CID/Litre	Year Range	GM Block Code	Notes	New Longblock	Reman Pro-Series P/N	Cylinder Head
120	2.5L 153 CID I/L 4	1974 - 1986	NB	2 pc RM seal	87956A 1(2)	N.L.A.	938-8M0115134(15)
2.5L	2.5L 153 CID I/L 4	1987 - 1989	NB	2 pc RM seal	87956A 1(2)	N.L.A.	938-8M0115134(15)
140	3.0L 181 CID I/L 4	1974 - 1986	RA	2 pc RM seal	87959A 1(2)	N.L.A.(2)	938-8M0115134(15)
3.0L	3.0L 181 CID I/L 4	1987 - 1989	RA	2 pc RM seal	87959A 1(2)	N.L.A.(2)	938-8M0115134(15)
3.0L	3.0L 181 CID I/L 4	1990 - 1991	RM	start 1 pc RM seal, 2.5L head	805047A 1(1)	N.L.A.	N.L.A.
3.0L	3.0L 181 CID I/L 4	1992 - 1994	RJ	2.5L head	805047A 1(1)	N.L.A.	N.L.A.
3.0L	3.0L 181 CID I/L 4	1998	RX	3.0L head, start of stamped rocker cvr	864626A01	N.L.A.	938-8M0115135(15)
3.0L	3.0L 181 CID I/L 4	1999 - 2010	RP	start of 14 in. flywheel & staggered starter mount	864626A01	N.L.A.	938-8M0115135(15)
3.0L	3.0L 181 CID I/L 4	2011	RQ		864626A01	N.L.A.	938-8M0115135(15)
3.0L	3.0L 181 CID I/L 4	2012	BL8		864626A01	N.L.A.	938-8M0115135(15)
3.0L	3.0L 181 CID I/L 4	2013 - 2016	CHB		864626A01	N.L.A.	938-8M0115135(15)
3.0L MPI	3.0L 181 CID I/L 4	2008 - 2010	RP		8M0128770	N/A	938-8M0115135(15)
3.0L MPI	3.0L 181 CID I/L 4	2011	RQ		8M0128770	N/A	938-8M0115135(15)
3.0L MPI	3.0L 181 CID I/L 4	2012	BL8		8M0128770	N/A	938-8M0115135(15)
3.0L MPI	3.0L 181 CID I/L 4	2013 - 2016	CHB		8M0128770	N/A	938-8M0115135(15)
3.0LX	3.0L 181 CID I/L 4	1990 - 1991	RN	start 1 pc RM seal, 3.0L head	864626A01	8M0062850	938-8M0115135(15)
3.0LX	3.0L 181 CID I/L 4	1992 - 1997	RK	3.0L head	864626A01	8M0062850	938-8M0115135(15)
185 (4 bbl.)	3.8L 229 CID V-6	1983 - 1984	JK		9848	N.L.A.	N.L.A.
175	4.3L 262 CID V-6	1987	KP	start of roller lifter	14149A 1	14149R50(1)	938-884740R(16)(17)
185 (2 bbl.)	4.3L 262 CID V-6	1985	KD		12178A 1	14149R50(1)	938-884740R(16)(17)
185 (2 bbl.)	4.3L 262 CID V-6	1985	KW	start of 14 in. flywheel	14149A 1	14149R50(1)	938-884740R(16)(17)
185 (2 bbl.)	4.3L 262 CID V-6	1986	KW	start of 1 pc RM seal	14149A 1	14149R50(1)	938-884740R(16)(17)
205	4.3L 262 CID V-6	1985	KJ		12179A 1	14149R50(1)	938-884740R(16)(17)
205	4.3L 262 CID V-6	1985	KR	start of 14 in. flywheel	14149A 1	14149R50(1)	938-884740R(16)(17)
205	4.3L 262 CID V-6	1986	KR	start of 1 pc RM seal	14149A 1	14149R50(1)	938-884740R(16)(17)
205	4.3L 262 CID V-6	1987	KR	start of roller lifter	14149A 1	14149R50(1)	938-884740R(16)(17)
262 Mag EFI (Gen+)	4.3L 262 CID V-6	1996 - 1997	LK	start of Gen +, GM 4bbl intake	864256A 1(13)	807736R50	938-827178R 1(16)
4.3L (2bbl.)	4.3L 262 CID V-6	1988 - 1992	KP		14149A 1	14149R50	938-884740R(16)(17)
4.3L (Gen II) (2 bbl.)	4.3L 262 CID V-6	1992 - 1993	KP	start of electric fuel pump	805613A 1	N.L.A.(5)	938-884740R(16)(17)
4.3L (Gen II) (2 bbl.)	4.3L 262 CID V-6	1993 - 1994	LJ	start of balance shaft	806346A 1	806347R50(6)	938-883296R 1(16)
4.3L (Gen II) (2 bbl.)	4.3L 262 CID V-6	1995 - 1996	LJ	start of plastic timing cover	806346A 1	806347R50(6)	938-883296R 1(16)
4.3L (Gen +) (2 bbl.)	4.3L 262 CID V-6	1998 - 1999	LJ	start of metric fasteners	864256A 1(13)	807736R50	938-827178R 1(16)
4.3L (Gen +) (2 bbl.)	4.3L 262 CID V-6	2000 - 2001	LJ	start of roller rocker arms	864256A 1(13)	8M0063328(12)	938-8M0115136(15)
4.3L (Gen +) (2 bbl.)	4.3L 262 CID V-6	2002 - 2007	LB		864256A 1(13)	8M0063328(12)	938-8M0115136(15)
4.3L (Gen +) (2 bbl.)	4.3L 262 CID V-6	2007 - 2009	LB		8M0101211	NA	938-8M0115136(15)
4.3L (Gen +) (2 bbl.)	4.3L 262 CID V-6	2010	ADX		8M0101211	NA	938-8M0115136(15)
4.3L (Gen +) (2 bbl.)	4.3L 262 CID V-6	2011	AD4		8M0101211	NA	938-8M0115136(15)

LONGBLOCK CROSS REFERENCE CHARTS

MERCURISER

Model	Cyl/CID/Litre	Year Range	GM Block Code	Notes	New Longblock	Reman Pro-Series P/N	Cylinder Head
4.3L (Gen +) (2 bbl.)	4.3L 262 CID V-6	2012	AZR		8M0101211	NA	938-8M0115136(15)
4.3L (Gen +) (2 bbl.)	4.3L 262 CID V-6	2013	B28		8M0101211	NA	938-8M0115136(15)
4.3L (Gen +) (2 bbl.)	4.3L 262 CID V-6	2014 - 2016	CGA		8M0101211	NA	938-8M0115136(15)
4.3L EFI (Gen+) (4 bbl.)	4.3L 262 CID V-6	1998 - 1999	LK	start of metric fasteners	864256A 1(13)	807736R50	938-827178R 1(16)
4.3L EFI (Gen+) (4 bbl.)	4.3L 262 CID V-6	2000 - 2001	LK	start of roller rocker arms	864256A 1(13)	8M0063328(12)	938-8M0115136(15)
4.3L MPI	4.3L 262 CID V-6	2002	LJ		864256A 2(13)	8M0063328	938-8M0115136(15)
4.3L MPI	4.3L 262 CID V-6	2002 - 2007	LJ		864256A 2(13)	8M0063328	938-8M0115136(15)
4.3L MPI	4.3L 262 CID V-6	2007 - 2009	LJ		8M0101211	NA	938-8M0115136(15)
4.3L MPI	4.3L 262 CID V-6	2010	ADT		8M0101211	NA	938-8M0115136(15)
4.3L MPI	4.3L 262 CID V-6	2011	AD0		8M0101211	NA	938-8M0115136(15)
4.3L MPI	4.3L 262 CID V-6	2012	AZT		8M0101211	NA	938-8M0115136(15)
4.3L MPI	4.3L 262 CID V-6	2013	B27		8M0101211	NA	938-8M0115136(15)
4.3L MPI	4.3L 262 CID V-6	2014 - 2016	CG8		8M0101211	NA	938-8M0115136(15)
4.3LH (Gen+) (4 bbl.)	4.3L 262 CID V-6	1998 - 1999	LK	start of metric fasteners	864256A 1(13)	807736R50	938-827178R 1(16)
4.3LH (Gen+) (4 bbl.)	4.3L 262 CID V-6	2000 - 2001	LK	start of roller rocker arms	864256A 1(13)	8M0063328(12)	938-8M0115136(15)
4.3LX (4 bbl.)	4.3L 262 CID V-6	1988 - 1992	KR		14149A 1(1)	14149R50(1)	938-884740R(16)(17)
4.3LX (Gen II) (4 bbl.)	4.3L 262 CID V-6	1992 - 1993	KR	start of electric fuel pump	805614A 1(5)	N.L.A.(5)	938-884740R(16)(17)
4.3LX (Gen II) (4 bbl.)	4.3L 262 CID V-6	1993 - 1994	LK	start of balance shaft	806347A 1(6)	806347R50(6)	938-883296R 1(16)
4.3LX (Gen II) (4 bbl.)	4.3L 262 CID V-6	1995 - 1996	LK	start of plastic timing cover	806347A 1(6)	806347R50(6)	938-883296R 1(16)
4.3LX (Gen+) (2 bbl.)	4.3L 262 CID V-6	1996 - 1997	LJ	start of Gen +, GM 2bbl intake	864256A 1(13)	807736R50	938-827178R 1(16)
4.3LXH (Gen+) (4 bbl.)	4.3L 262 CID V-6	1996 - 1997	LK	start of Gen +, GM 4bbl intake	864256A 1(13)	807736R50	938-827178R 1(16)
198 MIE (LH)	5.0L 305 CID V-8	1977	MR		78787A 3	N.L.A.	N.L.A.
198 MIE (RH)	5.0L 305 CID V-8	1977	MS		78832A 3	N.L.A.	N.L.A.
200	5.0L 305 CID V-8	1985	MN		87968A 1 (2)	N.L.A.(2)	N.L.A.
200	5.0L 305 CID V-8	1985	MY	start of 14 in. flywheel	87968A 1 (2)	N.L.A.(2)	N.L.A.
200	5.0L 305 CID V-8	1986	PY	start of 1 pc RM seal	13412A 1	N.L.A.	N.L.A.
200	5.0L 305 CID V-8	1987	PC	start of new cylinder heads	805636A 1 (1)	805636R50(1)	N.L.A.
228	5.0L 305 CID V-8	1977 - 1980	MJ		87968A 1	N.L.A.	N.L.A.
228	5.0L 305 CID V-8	1981	PD		87968A 1	N.L.A.	N.L.A.
228	5.0L 305 CID V-8	1982 - 1984	MJ		87968A 1	N.L.A.	N.L.A.
228 MIE (LH)	5.0L 305 CID V-8	1977 - 1980	MA		87977A 1	N.L.A.	N.L.A.
228 MIE (RH)	5.0L 305 CID V-8	1977 - 1980	MB		87980A 1	N.L.A.	N.L.A.
230 MIE (LH)	5.0L 305 CID V-8	1981 - 1985	MA		87977A 1	N.L.A.	N.L.A.
230 MIE (RH)	5.0L 305 CID V-8	1981 - 1985	MB		87980A 1	N.L.A.	N.L.A.
230 MIE (LH)	5.0L 305 CID V-8	1986	PA	start of 1 pc RM seal	14153A 1	805636R50	N.L.A.
230 MIE (RH)	5.0L 305 CID V-8	1986	PB	start of 1 pc RM seal	14154A 1	N.L.A.	N.L.A.
230 MIE (LH)	5.0L 305 CID V-8	1987	PF	start of new cylinder heads	14153A 1	805636R50	N.L.A.
230 MIE (RH)	5.0L 305 CID V-8	1987	PH	start of new cylinder heads	14154A 1	N.L.A.	N.L.A.
230	5.0L 305 CID V-8	1985 - 1986	MJ		87968A 1 (2)	N.L.A.(2)	N.L.A.
230	5.0L 305 CID V-8	1986	MZ	start of 14 in. flywheel	13412A 1	N.L.A.	N.L.A.
230	5.0L 305 CID V-8	1986	PZ	start of 1 pc RM seal	13412A 1	N.L.A.	N.L.A.
230	5.0L 305 CID V-8	1987	PD	start of new cylinder heads	805636A 1(1)	805636R50(1)	N.L.A.
5.0L	5.0L 305 CID V-8	1988 - 1990	PC		805636A 1	805636R50	N.L.A.
5.0L	5.0L 305 CID V-8	1990 - 1995	ZC		805636A 1	805636R50	N.L.A.
5.0L (Gen+)	5.0L 305 CID V-8	1998 - 2001	ZA	start of Gen +, MCM 2bbl intake	8M0088396	N.L.A.	N.L.A.(18)
5.0L (Gen+)	5.0L 305 CID V-8	2002 - 2010	ZB		8M0088396	N.L.A.	N.L.A.(18)
5.0L (Gen+)	5.0L 305 CID V-8	2011	BX8		8M0088396	N.L.A.	N.L.A.(18)
5.0L (Gen+)	5.0L 305 CID V-8	2014	CHJ		8M0088396	N.L.A.	N.L.A.(18)
5.0L EFI (Gen+)	5.0L 305 CID V-8	1998 - 2001	ZA		8M0088396	N.L.A.	N.L.A.(18)
5.0L MIE (LH)	5.0L 305 CID V-8	1998 - 1988	PF		14153A 1	805636R50	N.L.A.
5.0L MIE (RH)	5.0L 305 CID V-8	1988	PH		14154A 1	N/A	N.L.A.
5.0L MPI	5.0L 305 CID V-8	2002 - 2010	ZB		8M0088396	N/A	N.L.A.(18)
5.0L MPI	5.0L 305 CID V-8	2011	BX8		8M0088396	N/A	N.L.A.(18)
5.0L MPI	5.0L 305 CID V-8	2012 - 2014	CHJ		8M0088396	N/A	N.L.A.(18)
5.0LX	5.0L 305 CID V-8	1988 - 1990	PD		805636A 1	805636R50	N.L.A.

LONGBLOCK CROSS REFERENCE CHARTS

MERCURISER

Model	Cyl/CID/Litre	Year Range	GM Block Code	Notes	New Longblock	Reman Pro-Series P/N	Cylinder Head
5.0LX	5.0L 305 CID V-8	1990 - 1995	ZD		805636A 1	805636R50	N.L.A.
898	5.0L 305 CID V-8	1977 - 1980	MN		87965A 1	N/A	N.L.A.
898	5.0L 305 CID V-8	1981	MX		87965A 1	N/A	N.L.A.
898	5.0L 305 CID V-8	1982 - 1984	MN		87965A 1	N/A	N.L.A.
250	5.7L 350 CID V-8	1977	WT		87971A 1	N.L.A.	N.L.A.
255	5.7L 350 CID V-8	1975 - 1976	WH		87971A 1	N.L.A.	N.L.A.
255 MIE (LH)	5.7L 350 CID V-8	1975	WH		87983A 3	N.L.A.	N.L.A.
255 MIE (RH)	5.7L 350 CID V-8	1975	WJ		87986A 1	N/A	N.L.A.
255 MIE (LH)	5.7L 350 CID V-8	1976 - 1980	WN		87983A 3	N.L.A.	N.L.A.
255 MIE (RH)	5.7L 350 CID V-8	1976 - 1980	WR		87986A 1	N/A	N.L.A.
260	5.7L 350 CID V-8	1978 - 1980	WT		87971A 1(2)	N.L.A.	N.L.A.
260	5.7L 350 CID V-8	1981	WS		87971A 1(2)	N.L.A.	N.L.A.
260	5.7L 350 CID V-8	1982 - 1985	WT		87971A 1(2)	N.L.A.	N.L.A.
260	5.7L 350 CID V-8	1985	WB	start of 14 in. flywheel	87971A 1(2)	N.L.A.	N.L.A.
260	5.7L 350 CID V-8	1986	AB	start of 1 pc RM seal	13415A 1(1)	N/A	N.L.A.
260	5.7L 350 CID V-8	1987	AB	start of new cylinder heads	14152A 1(1)	883944R50(1)	938-883490R 1(16)
260 MIE (LH)	5.7L 350 CID V-8	1981 - 1985	WN		87983A 3	N.L.A.(2)	N.L.A.
260 MIE (RH)	5.7L 350 CID V-8	1981 - 1985	WR		87986A 1	N/A	N.L.A.
260 MIE (LH)	5.7L 350 CID V-8	1986	AN	start of 1 pc RM seal	14155A 1	883944R50(1)	N.L.A.
260 MIE (RH)	5.7L 350 CID V-8	1986	AR	start of 1 pc RM seal	14156A 1	N.L.A.(1)	N.L.A.
260 MIE (LH)	5.7L 350 CID V-8	1987	AN	start of new cylinder heads	14155A 1	883944R50(1)	938-883490R 1(16)
260 MIE (RH)	5.7L 350 CID V-8	1987	AR	start of new cylinder heads	14156A 1	N.L.A.(1)	938-883490R 1(16)
350 Mag Alpha	5.7L 350 CID V-8	1986	AB	start of 1 pc RM seal	13415A 1	N/A	N.L.A.
350 Mag Alpha	5.7L 350 CID V-8	1987 - 1990	AS	start of new cylinder heads	14152A 1(7)	883944R50(1)	938-883490R 1(16)
350 Mag Alpha	5.7L 350 CID V-8	1990 - 1991	MS	flat tappets	14152A 1(7)	883944R50(1)	938-883490R 1(16)
350 Mag Alpha	5.7L 350 CID V-8	1991 - 1993	CD	roller lifters	821151A 1(8)	807447R50(8)	938-883490R 1(16)
350 Mag Alpha	5.7L 350 CID V-8	1993 - 1997	MD	start of plastic timing cover	807447A 1	807447R50	938-883490R 1(16)
350 Mag Alpha EFI (Gen+)	5.7L 350 CID V-8	1996	MD	start of Gen +	860186A 2	860186R50	938-8M0115137(15)
350 Mag Alpha EFI (Gen+)	5.7L 350 CID V-8	1997	MH		8M0163301	807449R50	938-883490R 1(16)
350 Mag Bravo EFI	5.7L 350 CID V-8	1995	MD		806801A 1	807447R50	938-883490R 1(16)
350 Mag Bravo MPI (Gen+)	5.7L 350 CID V-8	1996	MD	start of Gen+	860186A 2	860186R50	938-8M0115137(15)
350 Mag Bravo MPI (Gen+)	5.7L 350 CID V-8	1997	MH		8M0163301	807449R50	938-8M0115137(15)
350 Mag EFI Ski	5.7L 350 CID V-8	1994 - 1996	MD		821151A 1	807447R50	938-883490R 1(16)
350 Mag EFI Ski (Gen+)	5.7L 350 CID V-8	1996 - 1997	MH	start of Gen+	8M0163301	807449R50	938-8M0115137(15)
350 Mag MPI (Gen+)	5.7L 350 CID V-8	1998 - 2001	MH		8M0163301	807449R50	938-8M0115137(15)
350 Mag MPI (Gen+)	5.7L 350 CID V-8	2002 - 2004	MN		8M0163301	NA	938-8M0115137(15)
350 Mag MPI (Gen+)	5.7L 350 CID V-8	2005 - 2010	MC		8M0163302	NA	938-8M0115137(15)
350 Mag MPI (Gen+)	5.7L 350 CID V-8	2011	BX2		8M0163302	NA	938-8M0115137(15)
350 Mag MPI (Gen+)	5.7L 350 CID V-8	2012 - 2015	CHS		8M0163302	NA	938-8M0115137(15)
350 Mag MPI Horizon (Gen+)	5.7L 350 CID V-8	2002 - 2004	MN		8M0163301	NA	938-8M0115137(15)
350 Mag MPI Horizon (Gen+)	5.7L 350 CID V-8	2005 - 2007	MC		8M0163302	NA	938-8M0115137(15)
350 Mag MPI Horizon MIE (Gen+)	5.7L 350 CID V-8	1999 - 2001	MK		8M0163301	807449R50	938-8M0115137(15)
350 Mag MPI Horizon MIE (Gen+)	5.7L 350 CID V-8	2002 - 2004	ML		8M0163301	NA	938-8M0115137(15)
350 Mag MPI Horizon MIE (Gen+)	5.7L 350 CID V-8	2005 - 2007	ML		8M0163302	NA	938-8M0115137(15)
350 Mag MPI MIE (Gen+)	5.7L 350 CID V-8	1998 - 2001	MK		8M0163301	807449R50	938-8M0115137(15)
350 Mag MPI MIE (Gen+)	5.7L 350 CID V-8	2002 - 2004	ML		8M0163301	NA	938-8M0115137(15)
350 Mag MPI MIE (Gen+)	5.7L 350 CID V-8	2005 - 2007	ML		8M0163302	NA	938-8M0115137(15)
350 Mag MPI Ski	5.7L 350 CID V-8	1995 - 1996	MH		806801A 1	807447R50	938-883490R 1(16)
350 Mag MPI Ski (Gen+)	5.7L 350 CID V-8	1998 - 2001	MH		8M0163301	807449R50	938-8M0115137(15)
350 Mag MPI Ski (Gen+)	5.7L 350 CID V-8	2002 - 2004	MN		8M0163301	NA	938-8M0115137(15)
350 Mag Ski	5.7L 350 CID V-8	1991 - 1993	CD	roller lifters	821151A 1	807447R50	938-883490R 1(16)
350 Mag Ski	5.7L 350 CID V-8	1993 - 1997	MD	start of plastic timing cover	807447A 1	807447R50	938-883490R 1(16)
5.7L - Alpha	5.7L 350 CID V-8	1988 - 1990	AB		14152A 1	883944R50	938-883490R 1(16)
5.7L - Alpha	5.7L 350 CID V-8	1990 - 1995	MB		14152A 1	883944R50	938-883490R 1(16)
5.7L - Alpha	5.7L 350 CID V-8	1996 - 1997	MJ	flat tappets	14152A 1	883944R50	938-883490R 1(16)

LONGBLOCK CROSS REFERENCE CHARTS

MERCURISER

Model	Cyl/CID/Litre	Year Range	GM Block Code	Notes	New Longblock	Reman Pro-Series P/N	Cylinder Head
5.7L - Alpha	5.7L 350 CID V-8	1997	MJ	start of roller lifters	860183A 1	807447R50(8)	938-883490R 1(16)
5.7L - Bravo	5.7L 350 CID V-8	1989 - 1990	AS		14152A 1(7)	883944R50(7)	938-883490R 1(16)
5.7L - Bravo	5.7L 350 CID V-8	1990 - 1991	MS		14152A 1(7)	883944R50(7)	938-883490R 1(16)
5.7L - Bravo	5.7L 350 CID V-8	1991 - 1993	CD	start of roller lifter	821151A 1(8)	807447R50(8)	938-883490R 1(16)
5.7L - Bravo	5.7L 350 CID V-8	1993 - 1995	MD		821151A 1(8)	807447R50(8)	938-883490R 1(16)
5.7L - Bravo	5.7L 350 CID V-8	1996 - 1997	MJ	flat tappets	807315A 1(7)	883944R50(7)	938-883490R 1(16)
5.7L - Bravo	5.7L 350 CID V-8	1997	MJ	roller lifters	860183A 1	807447R50(8)	938-883490R 1(16)
5.7L (Gen+)	5.7L 350 CID V-8	1998 - 2002	MH		8M0163301	807449R50	938-8M0115137(15)
5.7L (Gen+)	5.7L 350 CID V-8	2002 - 2010	MN		8M0163301	807449R50	938-8M0115137(15)
5.7L (Gen+)	5.7L 350 CID V-8	2011	BX6		8M0163301	807449R50	938-8M0115137(15)
5.7L (Gen+)	5.7L 350 CID V-8	2012	CHR		8M0163301	807449R50	938-8M0115137(15)
5.7L EFI (TBI)	5.7L 350 CID V-8	1995	MB		821151A 1(8)	807447R50(8)	938-883490R 1(16)
5.7L EFI (TBI)	5.7L 350 CID V-8	1996	MJ	flat tappets	807315A 1(7)	883944R50(7)	938-883490R 1(16)
5.7L EFI (Gen+)	5.7L 350 CID V-8	1998 - 2001	MH		8M0163301	807449R50	938-8M0115137(15)
5.7L EFI MIE (Gen+)	5.7L 350 CID V-8	1997	MK		8M0163301	807449R50	938-8M0115137(15)
5.7L MIE (LH)	5.7L 350 CID V-8	1988 - 1990	AN		14155A 1	883944R50	938-883490R 1(16)
5.7L MIE (RH)	5.7L 350 CID V-8	1988 - 1990	AR		14156A 1	N.L.A.	938-883490R 1(16)
5.7L MIE (LH)	5.7L 350 CID V-8	1991 - 1995	MN		14155A 1(7)	883944R50(7)	938-883490R 1(16)
5.7L MIE (RH)	5.7L 350 CID V-8	1991 - 1995	MR		14156A 1	N.L.A.	938-883490R 1(16)
5.7L MIE (LH)	5.7L 350 CID V-8	1996 - 1997	MM	start of roller lifters	807448A 1(8)	807447R50(8)	938-883490R 1(16)
5.7L MIE (Gen+)	5.7L 350 CID V-8	1998 - 2002	MK		8M0163301	807449R50	938-8M0115137(15)
5.7L MIE (Gen+)	5.7L 350 CID V-8	2003 - 2010	ML		8M0163301	807449R50	938-8M0115137(15)
5.7L MIE (Gen+)	5.7L 350 CID V-8	2011	BX5		8M0163301	807449R50	938-8M0115137(15)
5.7L MIE (Gen+)	5.7L 350 CID V-8	2012 - 2015	CHP		8M0163301	807449R50	938-8M0115137(15)
5.7L MPI Horizon MIE	5.7L 350 CID V-8	2008 - 2010	ML		8M0163302	NA	938-8M0115137(15)
5.7L MPI Horizon MIE	5.7L 350 CID V-8	2011	BX5X		8M0163302	NA	938-8M0115137(15)
5.7L MPI Horizon MIE	5.7L 350 CID V-8	2012 - 2015	CHPX		8M0163302	NA	938-8M0115137(15)
5.7L MPI MIE	5.7L 350 CID V-8	2008 - 2010	ML		8M0163302	NA	938-8M0115137(15)
5.7L MPI MIE	5.7L 350 CID V-8	2011	BX5X		8M0163302	NA	938-8M0115137(15)
5.7L MPI MIE	5.7L 350 CID V-8	2012 - 2015	CHPX		8M0163302	NA	938-8M0115137(15)
5.7L MPI Ski	5.7L 350 CID V-8	2008 - 2010	MC		8M0163302	NA	938-8M0115137(15)
5.7L MPI Ski	5.7L 350 CID V-8	2011	BX2		8M0163302	NA	938-8M0115137(15)
5.7L MPI Ski	5.7L 350 CID V-8	2012 - 2015	CHS		8M0163302	NA	938-8M0115137(15)
5.7L Ski (LH)	5.7L 350 CID V-8	1985	WB		13415A 1(11)	N/A	N.L.A.
5.7L Ski (RH)	5.7L 350 CID V-8	1985	WR		87986A 1(11)	N/A	N.L.A.
5.7L Ski (LH)	5.7L 350 CID V-8	1986 - 1990	AB	start of 1 pc RM seal	14152A 1	883944R50	938-883490R 1(16)
5.7L Ski (RH)	5.7L 350 CID V-8	1986 - 1990	AR	start of 1 pc RM seal	14156A 1	N.L.A.	938-883490R 1(16)
5.7L Ski (LH)	5.7L 350 CID V-8	1990 - 1995	MB		14152A 1	883944R50	938-883490R 1(16)
5.7L Ski (RH)	5.7L 350 CID V-8	1990 - 1993	MR		14156A 1	N.L.A.	938-883490R 1(16)
5.7L Ski (RH)	5.7L 350 CID V-8	1993 - 1995	NR		14156A 1	N.L.A.	938-883490R 1(16)
5.7L Ski	5.7L 350 CID V-8	1996 - 1997	MJ	flat tappets	807315A 1(7)	883944R50(7)	938-883490R 1(16)
5.7L Ski (2 bbl)	5.7L 350 CID V-8	1998 - 2002	MH		8M0163301	807449R50	938-8M0115137(15)
5.7L Ski (2 bbl)	5.7L 350 CID V-8	2002 - 2010	MN		8M0163301	807449R50	938-8M0115137(15)
5.7L Ski (2 bbl)	5.7L 350 CID V-8	2011	BX6		8M0163301	807449R50	938-8M0115137(15)
5.7L Ski (2 bbl)	5.7L 350 CID V-8	2012	CHR		8M0163301	807449R50	938-8M0115137(15)
5.7L Ski (4 bbl)	5.7L 350 CID V-8	2007 - 2010	MC		8M0163302	NA	938-8M0115137(15)
5.7L Ski (4 bbl)	5.7L 350 CID V-8	2011	BX2		8M0163302	NA	938-8M0115137(15)
5.7L Ski (4 bbl)	5.7L 350 CID V-8	2012 - 2015	CHS		8M0163302	NA	938-8M0115137(15)
5.7LX	5.7L 350 CID V-8	1996 - 1997	MD		807447A 1	807447R50	938-883490R 1(16)
5.7LX Bravo EFI (Gen+)	5.7L 350 CID V-8	1996	MH		860186A 2	860186R50	938-8M0115137(15)
5.7LX Bravo EFI (Gen+)	5.7L 350 CID V-8	1997	MH		8M0163301	807449R50	938-8M0115137(15)
5.7LX EFI (TBI)	5.7L 350 CID V-8	1996 - 1997	MD		807447A 1	807447R50	938-883490R 1(16)
Black Scorpion Ski	5.7L 350 CID V-8	1996 - 2001	MH		8M0163301	807449R50	938-8M0115137(15)
Black Scorpion Ski	5.7L 350 CID V-8	2002 - 2007	MN		8M0163301	NA	938-8M0115137(15)
Scorpion 350	5.7L 350 CID V-8	2008 - 2010	MC		8M0163301	NA	938-8M0115137(15)
Scorpion 350	5.7L 350 CID V-8	2011	BX2		8M0163301	NA	938-8M0115137(15)

LONGBLOCK CROSS REFERENCE CHARTS

MERCURISER

Model	Cyl/CID/Litre	Year Range	GM Block Code	Notes	New Longblock	Reman Pro-Series P/N	Cylinder Head
Scorpion 350	5.7L 350 CID V-8	2012 - 2015	CHS		8M0163301	NA	938-8M0115137(15)
Scorpion 350 EC	5.7L 350 CID V-8	2008 - 2011	BX6S		800-866138A05	N/A	938-8M0115137(15)
Scorpion 350 EC	5.7L 350 CID V-8	2012 - 2015	CHRS		800-866138A05	N/A	938-8M0115137(15)
377 Mag	6.2L 377 CID V-8	2008 - 2009	MNB		865108A02	8M0095941	938-8M0115137(15)
377 Mag	6.2L 377 CID V-8	2009 - 2010	MNC		8M0163303	N/A	900-8M0061735(18)
377 Mag	6.2L 377 CID V-8	2011	BX6C		8M0163303	N/A	900-8M0061735(18)
377 Mag	6.2L 377 CID V-8	2012 - 2015	CHRC		8M0163303	N/A	900-8M0061735(18)
MX 6.2L MPI	6.2L 377 CID V-8	2000 - 2001	MNA		865108A01	N.L.A.	938-8M0115137(15)
MX 6.2L MPI	6.2L 377 CID V-8	2002 - 2007	MNB		865108A02	8M0095941	938-8M0115137(15)
MX 6.2L MPI Horizon	6.2L 377 CID V-8	2002 - 2007	MNB		865108A02	8M0095941	938-8M0115137(15)
MX 6.2L MPI Horizon MIE	6.2L 377 CID V-8	2002 - 2009	MLB		865108A02	8M0095941	938-8M0115137(15)
MX 6.2L MPI Horizon MIE	6.2L 377 CID V-8	2009 - 2010	MLC		8M0163303	N/A	900-8M0061735(18)
MX 6.2L MPI Horizon MIE	6.2L 377 CID V-8	2011	BX5C		8M0163303	N/A	900-8M0061735(18)
MX 6.2L MPI Horizon MIE	6.2L 377 CID V-8	2012 - 2015	CHPC		8M0163303	N/A	900-8M0061735(18)
MX 6.2L MPI MIE	6.2L 377 CID V-8	1999 - 2001	MLA		865108A01	N.L.A.	938-8M0115137(15)
MX 6.2L MPI MIE	6.2L 377 CID V-8	2002 - 2009	MLB		865108A02	8M0095941	938-8M0115137(15)
MX 6.2L MPI MIE	6.2L 377 CID V-8	2009 - 2010	MLC		8M0163303	N/A	900-8M0061735(18)
MX 6.2L MPI MIE	6.2L 377 CID V-8	2011	BX5C		8M0163303	N/A	900-8M0061735(18)
MX 6.2L MPI MIE	6.2L 377 CID V-8	2012 - 2015	CHPC		8M0163303	N/A	900-8M0061735(18)
MX 6.2L MPI Ski	6.2L 377 CID V-8	2002 - 2009	MNB		865108A02	8M0095941	938-8M0115137(15)
MX 6.2L MPI Ski	6.2L 377 CID V-8	2009 - 2010	MNC		8M0163303	N/A	900-8M0061735(18)
MX 6.2L MPI Ski	6.2L 377 CID V-8	2011	BX6C		8M0163303	N/A	900-8M0061735(18)
MX 6.2L MPI Ski	6.2L 377 CID V-8	2012 - 2015	CHRC		8M0163303	N/A	900-8M0061735(18)
MX 6.2L Black Scorpion Ski	6.2L 377 CID V-8	2001	MNA		865108A01	N.L.A.	938-8M0115137(15)
MX 6.2L Black Scorpion Ski	6.2L 377 CID V-8	2001 - 2007	MNB		865108A02	8M0095941	938-8M0115137(15)
Scorpion 377	6.2L 377 CID V-8	2008 - 2009	MNB		865108A02	8M0095941	938-8M0115137(15)
Scorpion 377	6.2L 377 CID V-8	2009 - 2010	MNB		8M0163303	N/A	900-8M0061735(18)
Scorpion 377	6.2L 377 CID V-8	2011	BX6C		8M0163303	N/A	900-8M0061735(18)
Scorpion 377	6.2L 377 CID V-8	2012 - 2015	CHRC		8M0163303	N/A	900-8M0061735(18)
Scorpion 377 HO EC	6.2L 377 CID V-8	2009 - 2010	MNC		800-866138A06	N/A	900-879288A53(15)
Scorpion 377 HO EC	6.2L 377 CID V-8	2011	BX6H		800-866138A06	N/A	900-879288A53(15)
Scorpion 377 HO EC	6.2L 377 CID V-8	2012 - 2015	CHRH		800-866138A06	N/A	900-879288A53(15)
330	7.4L 454 CID V-8	1977 - 1981	XS		18706A 1	N.L.A.	N.L.A.
330	7.4L 454 CID V-8	1982 - 1987	XY		87989A 1	N.L.A.	N.L.A.
330 MIE (LH)	7.4L 454 CID V-8	1977 - 1979	XN		87989A 1	N.L.A.	N.L.A.
330 MIE (RH)	7.4L 454 CID V-8	1977 - 1979	XR		87992A 1	N.L.A.	N.L.A.
330 MIE (LH)	7.4L 454 CID V-8	1980	XY		87989A 1	N.L.A.	N.L.A.
330 MIE (RH)	7.4L 454 CID V-8	1980	XZ		87992A 1	N.L.A.	N.L.A.
340 MIE (LH)	7.4L 454 CID V-8	1981 - 1984	XY		87989A 1	N.L.A.	N.L.A.
340 MIE (RH)	7.4L 454 CID V-8	1981 - 1984	XZ		87992A 1	N.L.A.	N.L.A.
340 MIE (LH)	7.4L 454 CID V-8	1985	XYX		87989A 1	N.L.A.	N.L.A.
340 MIE (RH)	7.4L 454 CID V-8	1985	XZZ		87992A 1	N.L.A.	N.L.A.
340 MIE (LH)	7.4L 454 CID V-8	1985 - 1987	XY		87989A 1	N.L.A.	N.L.A.
340 MIE (RH)	7.4L 454 CID V-8	1985 - 1987	XZ		87992A 1	N.L.A.	N.L.A.
454 Mag Alpha	7.4L 454 CID V-8	1986 - 1988	XS		18706A 1	N.L.A.	N.L.A.
454 Mag Bravo	7.4L 454 CID V-8	1988 - 1992	XA		44575A 1	N.L.A.	N.L.A.
454 Mag Bravo (Gen V)	7.4L 454 CID V-8	1992 - 1994	XA		806352A 1	N.L.A.	938-8M0115141(15)
454 Mag Bravo (Gen V)	7.4L 454 CID V-8	1995	XAA		806352A 1	N.L.A.	938-8M0115141(15)
454 Mag Bravo (Gen V)	7.4L 454 CID V-8	1996	XA		806352A 1	N.L.A.	938-8M0115141(15)
454 Mag Bravo (Gen VI)	7.4L 454 CID V-8	1996 - 1997	XA	start of roller lifters	807744A3	N.L.A.	938-8M0115141(15)
454 Mag EFI (Gen V)	7.4L 454 CID V-8	1994 - 1996	UA		806352A 1	N.L.A.	938-8M0115141(15)
454 Mag EFI Ski (Gen V)	7.4L 454 CID V-8	1995 - 1996	UA		806352A 1	N.L.A.	938-8M0115141(15)
454 Mag MPI (Gen VI)	7.4L 454 CID V-8	1996 - 2001	UA	start of roller lifters	807744A3	N.L.A.	938-8M0115141(15)
454 Mag MPI Horizon MIE	7.4L 454 CID V-8	1998 - 2001	UA		807744A3	N.L.A.	938-8M0115141(15)

LONGBLOCK CROSS REFERENCE CHARTS

MERCURISER

Model	Cyl/CID/Litre	Year Range	GM Block Code	Notes	New Longblock	Reman Pro-Series P/N	Cylinder Head
454 Mag Ski (MPI) (GenVI)	7.4L 454 CID V-8	1996 - 1997	UA	start of roller lifters	807744A3	N.L.A.	938-8M0115141(15)
7.4L Bravo	7.4L 454 CID V-8	1988 - 1991	XW		18706A 1	N.L.A.	N.L.A.
7.4L Bravo I & II (Gen V)	7.4L 454 CID V-8	1992 - 1996	XW		806351A 1	806351R50	938-883492R 1(16)
7.4L Bravo III (Gen V)	7.4L 454 CID V-8	1993	UW	cast piston, GM Hi-rise intake	806359A 1	806351R50	938-883492R 1(16)
7.4L Bravo III (Gen V)	7.4L 454 CID V-8	1993 - 1994	UB	forged piston	806359A 1	806351R50	938-883492R 1(16)
7.4L Bravo III (Gen V)	7.4L 454 CID V-8	1994 - 1996	XX	new design cast pistons	806359A 1	806351R50	938-883492R 1(16)
7.4L Bravo (Gen VI)	7.4L 454 CID V-8	1996 - 1997	XW	start of roller lifters	807739A 1	N.L.A.	938-883492R 1(16)
7.4L EFI MIE (Gen VI) (LH)	7.4L 454 CID V-8	1996 - 1997	UK	start of roller lifters	807739A 1	N.L.A.	938-883492R 1(16)
7.4L MIE (LH)	7.4L 454 CID V-8	1988 - 1992	XY		87989A 1	N.L.A.	N.L.A.
7.4L MIE (RH)	7.4L 454 CID V-8	1988 - 1992	XZ		87992A 1	N.L.A.	N.L.A.
7.4L MIE (Gen V)	7.4L 454 CID V-8	1992 - 1996	XY		806351A 1	806351R50	938-883492R 1(16)
7.4L MIE (Gen VI)	7.4L 454 CID V-8	1996 - 1997	XZ		807739A 1	N.L.A.	938-883492R 1(16)
7.4L MPI (Gen VI)	7.4L 454 CID V-8	1998 - 2001	XW	L29 block	861097A 2	883281R50	938-884742R(16)
7.4L MPI MIE (Gen V)	7.4L 454 CID V-8	1995 - 1996	UD		806351A 1	806351R50	938-883492R 1(16)
7.4L MIE MPI (Gen VI)	7.4L 454 CID V-8	1996 - 1997	UD	start of roller lifters	807739A 1	N.L.A.	938-883492R 1(16)
7.4L MIE MPI (Gen VI)	7.4L 454 CID V-8	1998 - 2001	XY	L29 block	861097A 2	883281R50	938-884742R(16)
7.4LX Bravo EFI (Gen VI)	7.4L 454 CID V-8	1996 - 1997	UJ	start of roller lifters	807739A 1	N.L.A.	938-883492R 1(16)
7.4LX Bravo MPI (Gen V)	7.4L 454 CID V-8	1996	UC		807161A 1	806351R50	938-883492R 1(16)
7.4LX Bravo MPI (Gen V)	7.4L 454 CID V-8	1996 - 1997	UC	start of roller lifters	807739A 1	N.L.A.	938-883492R 1(16)
496 Mag	8.1L 496 CID V-8	2001 - 2003	XW		865752A01	8M0173775	900-8M0091709(16)
496 Mag	8.1L 496 CID V-8	2004	WW		865752A01	8M0173775	900-8M0091709(16)
496 Mag	8.1L 496 CID V-8	2004	ZW	start of floating piston	865752A01	8M0173775	900-8M0091709(16)
496 Mag	8.1L 496 CID V-8	2005 - 2009	XW		865752A01	8M0173775	900-8M0091709(16)
496 Mag	8.1L 496 CID V-8	2010	A6D		865752A01	8M0173775	900-8M0091709(16)
496 Mag HO	8.1L 496 CID V-8	2001 - 2003	XA	steel crank	N.L.A.	8M0173776	900-8M0091709(16)
496 Mag HO	8.1L 496 CID V-8	2004	WA	cast crank	N.L.A.	8M0173776	900-8M0091709(16)
496 Mag HO	8.1L 496 CID V-8	2004	ZA	start of floating piston	N.L.A.	8M0173776	900-8M0091709(16)
496 Mag HO	8.1L 496 CID V-8	2005 - 2009	XA		N.L.A.	8M0173776	900-8M0091709(16)
496 Mag HO	8.1L 496 CID V-8	2010	A6B		N.L.A.	8M0173776	900-8M0091709(16)
8.1S MIE	8.1L 496 CID V-8	2001 - 2003	XY		865752A01	8M0173775	900-8M0091709(16)
8.1S MIE	8.1L 496 CID V-8	2004	WY		865752A01	8M0173775	900-8M0091709(16)
8.1S MIE	8.1L 496 CID V-8	2004	ZY	start of floating piston	865752A01	8M0173775	900-8M0091709(16)
8.1S MIE	8.1L 496 CID V-8	2005 - 2009	XY		865752A01	8M0173775	900-8M0091709(16)
8.1S MIE	8.1L 496 CID V-8	2010	A6F		865752A01	8M0173775	900-8M0091709(16)
8.1S HO MIE	8.1L 496 CID V-8	2001 - 2003	XF	steel crank	N.L.A.	8M0173776	900-8M0091709(16)
8.1S HO MIE	8.1L 496 CID V-8	2004	WF	cast crank	N.L.A.	8M0173776	900-8M0091709(16)
8.1S HO MIE	8.1L 496 CID V-8	2004	ZF	start of floating piston	N.L.A.	8M0173776	900-8M0091709(16)
8.1S HO MIE	8.1L 496 CID V-8	2005 - 2009	XF		N.L.A.	8M0173776	900-8M0091709(16)
8.1S HO MIE	8.1L 496 CID V-8	2010	A6C		N.L.A.	8M0173776	900-8M0091709(16)
500	8.2L 502 CID V-8	1992 - 1997	HJ		848170A 8	N.L.A.	938-8M0115143(15)
500 EFI	8.2L 502 CID V-8	1999 - 2001	HJ		844500A 8	N.L.A.	938-8M0115143(15)
500 EFI	8.2L 502 CID V-8	2002 - 2009	-	assembled completely by Racing	844500A 8	N.L.A.	938-8M0115143(15)
502 Mag Bravo	8.2L 502 CID V-8	1990 - 1992	FJ		816287A 1	N.L.A.	N.L.A.
502 Mag Bravo (Gen V)	8.2L 502 CID V-8	1992 - 1993	FJ		807745A05	8M0062846	938-8M0115141(15)
502 Mag EFI (Gen V)	8.2L 502 CID V-8	1993 - 1995	HJ		807745A05	8M0062846	938-8M0115141(15)
502 Mag MPI (Gen VI)	8.2L 502 CID V-8	1996 - 2001	HJ	start of roller lifters	807745A05	8M0062846	938-8M0115141(15)
525 EFI	8.2L 502 CID V-8	2003 - 2005	-	assembled completely by Racing	841178A 1	N.L.A.	N/A
525 EFI	8.2L 502 CID V-8	2006 - 2022	-	assembled completely by Racing	841178A05	N.L.A.	N/A
575 SCi	8.2L 502 CID V-8	2001	HJ		844575A7	N.L.A.	N/A
575 SCi	8.2L 502 CID V-8	2002 - 2005	-	assembled completely by Racing	844575A7	N.L.A.	N/A
600 SCi	8.2L 502 CID V-8	2005 - 2022	-		844200A08	N.L.A.	N/A
8.2L Mag EC	8.2L 502 CID V-8	2010 - 2022	-	assembled completely by Mercury	8M0157869	N/A	900-8M0046344(15)
8.2L MIE EC	8.2L 502 CID V-8	2010 - 2022	-	assembled completely by Mercury	8M0157869	N/A	900-8M0046344(15)
8.2L MIE	8.2L 502 CID V-8	1990 - 1992	FH		815875A 1	N/A	N.L.A.

LONGBLOCK CROSS REFERENCE CHARTS

Model	Cyl/CID/Litre	Year Range	GM Block Code	Notes	New Longblock	Reman Pro-Series P/N	Cylinder Head
8.2L MIE (Gen V)	8.2L 502 CID V-8	1993 - 1996	FH		807745A05	8M0062846	938-8M0115141(15)
8.2L MIE (Gen V)	8.2L 502 CID V-8	1996	HH		807745A05	N.L.A.	938-8M0115141(15)
8.2L MIE MPI (Gen VI) (LH)	8.2L 502 CID V-8	1996 - 2001	HH	start of roller lifters	807745A05	N.L.A.	938-8M0115141(15)

- (1) 1 pc. Rear main seal
- (2) 2 pc. Rear main seal
- (5) Gen II w/o balance shaft
- (6) Gen II w/balance shaft
- (7) Flat Tappet & camshaft
- (8) Roller Lifter & camshaft
- (11) See MCM S.B. 86-22
- (12) w/o crank position sensor
- (13) See MerCruiser Service Bulletin 2007-11
- (14) Order 805052R5
- (15) Brand new fully assembled cylinder heads
- (16) Reman fully assembled cylinder heads
- (17) Will require replacing the original rocker arms with Rocer Arm & Ball kit p/n 824335T
- (18) Brand new bare cylinder heads

Longblock Cross Reference

All longblocks include:

Engine block, crankshaft, connecting rods, pistons, rings, engine bearings, oil pump, marine gaskets, marine camshaft, lifters, timing components, brass core plugs, complete head assemblies, timing cover, oil pan, valve covers, marine water pump and a one year Quicksilver limited warranty.

New longblocks also include flywheels and harmonic balancers. New longblocks may include intake manifolds. See reference chart below.

Remanufactured longblocks DO NOT include intake manifolds, flywheels, harmonic balancers or gasket sets required for assembly.

Model	Cyl/CID/Litre	Year Range	Serial # Range	New Part Number	New P/N Status	Reman Pro-Series P/N
110	2.5L 153 CID I/L 4	1963 - 1966	1537370 - 2044033	87956A 1	N.L.A.	N.L.A.
120	2.5L 153 CID I/L 4	1964 - 1986	1666601 - 0B531853	87956A 1	N.L.A.	N.L.A.
2.5L	2.5L 153 CID I/L 4	1987 - 1989	0B531854 - 0C853255	87956A 1	N.L.A.	N.L.A.
140	3.0L 181 CID I/L 4	1968 - 1986	2508261 - 0B450800	87959A 1(2)	N.L.A.	N.L.A.(2)
3.0L	3.0L 181 CID I/L 4	1989	0B450801 - 0C856558	87959A 1(2)	N.L.A.	N.L.A.(2)
3.0L	3.0L 181 CID I/L 4	1990 - 1994	0C856451 - 0F603999	805047A 1	N.L.A.	N.L.A.(14)
3.0L	3.0L 181 CID I/L 4	1998 - 2022	0L010042 and up	864626A01	Active	N/A
3.0L MPI	3.0L 181 CID I/L 4	2008 - 2022	1A072812 and up	8M0128770	Active	N.L.A.
3.0LX	3.0L 181 CID I/L 4	1990 - 1995	0C856559 - 0F603999	864626A01	Active	8M0062850
3.0LX	3.0L 181 CID I/L 4	1996 - 1997	0F604000 - 0K999999	864626A01	Active	N/A
165	3.7L 224 CID I/L 4	1987	0B434941 - 0B774251	72775A16	N.L.A.	N.L.A.
170	3.7L 224 CID I/L 4	1985 - 1986	6916779 - 0B434940	72775A16	N.L.A.	N.L.A.
180	3.7L 224 CID I/L 4	1987 - 1986	0B436391 - 0B775248	72775A16	N.L.A.	N.L.A.
190	3.7L 224 CID I/L 4	1985 - 1986	6916779 - 0B436390	72775A16	N.L.A.	N.L.A.
3.7L	3.7L 224 CID I/L 4	1988 - 1989	0B774252 - 0C762299	72775A16	N.L.A.	N.L.A.
3.7LX	3.7L 224 CID I/L 4	1988 - 1989	0B775249 - 0C762299	72775A16	N.L.A.	N.L.A.
470	3.7L 224 CID I/L 4	1976 - 1984	4208730 - 6916778	72775A16	N.L.A.	N.L.A.
485	3.7L 224 CID I/L 4	1980 - 1982	5685394 - 6218036	72775A16	N.L.A.	N.L.A.
488	3.7L 224 CID I/L 4	1983 - 1984	6170297 - 6916778	72775A16	N.L.A.	N.L.A.
185 (4 bbl.)	3.8L 229 CID V-6	1983 - 1984	6330183 - 6919655	9848	N.L.A.	N.L.A.
175	4.3L 262 CID V-6	1987	0B527955 - 0B773242	14149A 1	N.L.A.	14149R50(1)
185 (2 bbl.)	4.3L 262 CID V-6	1985 - 1986	0A331455 - 0B527954	12178A 1	N.L.A.	14149R50(1)
205	4.3L 262 CID V-6	1985 - 1986	0A331455 - 0B527954	12179A 1	N.L.A.	14149R50(1)
205	4.3L 262 CID V-6	1987	0B527955 - 0B775129	14149A 1	N.L.A.	14149R50(1)
262 Mag EFI (Gen+)	4.3L 262 CID V-6	1996 - 1997	0F803800 - 0K999999	864256A 1(13)	N.L.A.	807736R50
4.3L (2bbl.)	4.3L 262 CID V-6	1988 - 1992	0B773243 - 0D714106	14149A 1	N.L.A.	14149R50
4.3L (Gen II) (2 bbl.)	4.3L 262 CID V-6	1992 - 1993	0D714107 - 0F000877	805613A 1	N.L.A.	N.L.A.(5)
4.3L (Gen II) (2 bbl.)	4.3L 262 CID V-6	1993 - 1996	0F000878 - 0F802999	806346A 1	N.L.A.	806347R50(6)

LONGBLOCK CROSS REFERENCE CHARTS

MERCURISER

Model	Cyl/CID/Litre	Year Range	Serial # Range	New Part Number	New P/N Status	Reman Pro-Series P/N
4.3L (Gen +) (2 bbl.)	4.3L 262 CID V-6	1998 - 1999	0L010044 - 0L603999	864256A 1(13)	N.L.A.	807736R50
4.3L (Gen +) (2 bbl.)	4.3L 262 CID V-6	2000 - 2001	0L604000 - 0M324697	864256A 1(13)	N.L.A.	8M0063328
4.3L (Gen +) (2 bbl.)	4.3L 262 CID V-6	2002 - 2007	0M324698 - 1A063239	8M0101211(13)	Active	8M0063328
4.3L (Gen +) (2 bbl.)	4.3L 262 CID V-6	2007 - 2022	1A063240 and up	8M0101211	Active	N/A
4.3L EFI (Gen+) (4 bbl.)	4.3L 262 CID V-6	1998 - 1999	0L012009 - 0L603999	864256A 1(13)	N.L.A.	807736R50
4.3L EFI (Gen+) (4 bbl.)	4.3L 262 CID V-6	2000 - 2001	0L604000 - 0M299999	864256A 1(13)	N.L.A.	8M0063328
4.3L MPI	4.3L 262 CID V-6	2002	0M300000 - 0M324697	864256A 2(13)	N.L.A.	8M0063328
4.3L MPI	4.3L 262 CID V-6	2002 - 2007	0M324698 - 1A063239	8M0101211(13)	Active	8M0063328
4.3L MPI	4.3L 262 CID V-6	2007 - 2022	1A063240 and up	8M0101211	Active	N/A
4.3LH (Gen+) (4 bbl.)	4.3L 262 CID V-6	1998 - 1999	0L010044 - 0L603999	864256A 1(13)	N.L.A.	807736R50
4.3LH (Gen+) (4 bbl.)	4.3L 262 CID V-6	2000 - 2002	0L604000 - 0M614999	864256A 1(13)	N.L.A.	8M0063328
4.3LX (4 bbl.)	4.3L 262 CID V-6	1988 - 1992	0B775130 - 0D714106	14149A 1(1)	N.L.A.	14149R50(1)
4.3LX (Gen II) (4 bbl.)	4.3L 262 CID V-6	1992 - 1993	0D714370 - 0F001219	805614A 1(5)	N.L.A.	N.L.A.(5)
4.3LX (Gen II) (4 bbl.)	4.3L 262 CID V-6	1993 - 1996	0F001220 - 0F802999	806347A 1(6)	N.L.A.	806347R50(6)
4.3LX (Gen+) (2 bbl.)	4.3L 262 CID V-6	1996 - 1997	0F803000 - 0K999999	864256A 1(13)	N.L.A.	807736R50
4.3LXH (Gen+) (4 bbl.)	4.3L 262 CID V-6	1996 - 1997	0F803114 - 0K999999	864256A 1(13)	N.L.A.	807736R50
198 MIE (LH)	5.0L 305 CID V-8	1977	4776402 - 4931099	78787A 3	N.L.A.	N.L.A.
198 MIE (RH)	5.0L 305 CID V-8	1977	4776402 - 4931099	78832A 3	N.L.A.	N.L.A.
200	5.0L 305 CID V-8	1985	6899058 - 0A482026	87968A 1 (2)	N.L.A.	N.L.A.(2)
200	5.0L 305 CID V-8	1986	0A482027 - 0B525981	13412A 1	N.L.A.	N.L.A.
200	5.0L 305 CID V-8	1987	0B525982 - 0B774444	805636A 1 (1)	N.L.A.	805636R50(1)
228	5.0L 305 CID V-8	1977 - 1984	4765100 - 6899268	87968A 1	N.L.A.	N.L.A.
228 MIE (LH)	5.0L 305 CID V-8	1977 - 1980	4765100 - 5907057	87977A 1	N.L.A.	N.L.A.
228 MIE (RH)	5.0L 305 CID V-8	1977 - 1980	4765100 - 5907057	87980A 1	N.L.A.	N.L.A.
230 MIE (LH)	5.0L 305 CID V-8	1981 - 1987	5907058 - 0B522505	87977A 1	N.L.A.	N.L.A.
230 MIE (RH)	5.0L 305 CID V-8	1981 - 1987	5907058 - 0B522505	87980A 1	N.L.A.	N.L.A.
230 MIE (LH)	5.0L 305 CID V-8	1987	0B522506 - 0B788151	14153A 1	N.L.A.	805636R50
230 MIE (RH)	5.0L 305 CID V-8	1987	0B522506 - 0B788151	14154A 1	N.L.A.	N.L.A.
230	5.0L 305 CID V-8	1985 - 1986	6899268 - 0A482026	87968A 1 (2)	N.L.A.	N.L.A.(2)
230	5.0L 305 CID V-8	1986	0A482027 - 0B525981	13412A 1	N.L.A.	N.L.A.
230	5.0L 305 CID V-8	1987	0B525982 - 0B773739	805636A 1(1)	N.L.A.	805636R50(1)
5.0L	5.0L 305 CID V-8	1988 - 1995	0B774445 - 0F600999	805636A 1	N.L.A.	805636R50
5.0L (Gen+)	5.0L 305 CID V-8	1998 - 2022	0L015751 and up	8M0088396	Active	N.L.A.
5.0L EFI (Gen+)	5.0L 305 CID V-8	1998 - 2001	0L012052 - 0M299999	8M0088396	Active	N.L.A.
5.0L MIE (LH)	5.0L 305 CID V-8	1998	0B788152 - 0C396832	14153A 1	N.L.A.	805636R50
5.0L MIE (RH)	5.0L 305 CID V-8	1988	0B788152 - 0C396832	14154A 1	N.L.A.	N/A
5.0L MPI	5.0L 305 CID V-8	2002 - 2022	0M300000 and up	8M0088396	Active	N/A
5.0LX	5.0L 305 CID V-8	1988 - 1995	0B773740 - 0F600999	805636A 1	N.L.A.	805636R50
898	5.0L 305 CID V-8	1977 - 1984	4762210 - 6899057	87965A 1	N.L.A.	N/A
250	5.7L 350 CID V-8	1977	4768000 - 4908849	87971A 1	N.L.A.	N.L.A.
255	5.7L 350 CID V-8	1975 - 1976	4175500 - 4767999	87971A 1	N.L.A.	N.L.A.
255 MIE (LH)	5.7L 350 CID V-8	1975 - 1980	4175500 - 5907057	87983A 3	N.L.A.	N.L.A.
255 MIE (RH)	5.7L 350 CID V-8	1975 - 1980	4175000 - 5907057	87986A 1	N.L.A.	N/A
260	5.7L 350 CID V-8	1978 - 1986	4908850 - 0A474502	87971A 1(2)	N.L.A.	N.L.A.(2)
260	5.7L 350 CID V-8	1986	0A474503 - 0B525981	13415A 1	N.L.A.	N/A
260	5.7L 350 CID V-8	1987	0B525982 - 0B773304	14152A 1(1)	N.L.A.	883944R50(1)
260 MIE (LH)	5.7L 350 CID V-8	1981 - 1987	5907058 - 0B522505	87983A 3	N.L.A.	N.L.A.(2)
260 MIE (RH)	5.7L 350 CID V-8	1981 - 1987	5097058 - 0B522505	87986A 1	N.L.A.	N/A
260 MIE (LH)	5.7L 350 CID V-8	1987	0B522506 - 0B788151	14155A 1	N.L.A.	883944R50(1)
260 MIE (RH)	5.7L 350 CID V-8	1987	0B522506 - 0B788151	14156A 1	N.L.A.	N.L.A.(1)
350 Mag Alpha	5.7L 350 CID V-8	1986 - 1987	0A635178 - 0B525981	13415A 1	N.L.A.	N/A
350 Mag Alpha	5.7L 350 CID V-8	1987 - 1992	0B525982 - 0D617327	14152A 1(7)	N.L.A.	883944R50(1)
350 Mag Alpha	5.7L 350 CID V-8	1992 - 1995	0D617328 - 0F600999	821151A 1(8)	N.L.A.	807447R50(8)
350 Mag Alpha	5.7L 350 CID V-8	1996 - 1997	0F601000 - 0K999999	807447A 1	N.L.A.	807447R50

LONGBLOCK CROSS REFERENCE CHARTS

MERCURISER

Model	Cyl/CID/Litre	Year Range	Serial # Range	New Part Number	New P/N Status	Reman Pro-Series P/N
350 Mag Alpha EFI (Gen+)	5.7L 350 CID V-8	1996	0F800300 - 0K001508	860186A 2	N.L.A.	860186R50
350 Mag Alpha EFI (Gen+)	5.7L 350 CID V-8	1997	0K001509 - 0K999999	8M0163301	Active	807449R50
350 Mag Bravo EFI	5.7L 350 CID V-8	1995	0F415189 - 0F600199	806801A 1	N.L.A.	807447R50
350 Mag Bravo MPI (Gen+)	5.7L 350 CID V-8	1996	0F602000 - 0K001500	860186A 2	N.L.A.	860186R50
350 Mag Bravo MPI (Gen+)	5.7L 350 CID V-8	1997	0K001501 - 0K999999	8M0163301	Active	807449R50
350 Mag EFI Ski	5.7L 350 CID V-8	1994 - 1996	0F215561 - 0F820706	821151A 1	N.L.A.	807447R50
350 Mag EFI Ski (Gen+)	5.7L 350 CID V-8	1996 - 1997	0F820707 - 0K999999	8M0163301	Active	807449R50
350 Mag MPI (Gen+)	5.7L 350 CID V-8	1998 - 2001	0L010019 - 0M299999	8M0163301	Active	807449R50
350 Mag MPI (Gen+)	5.7L 350 CID V-8	2002 - 2004	0M300000 - 0W309999	8M0163301	Active	N/A
350 Mag MPI (Gen+)	5.7L 350 CID V-8	2005 - 2022	0W310000 and up	8M0163302	Active	N/A
350 Mag MPI Horizon (Gen+)	5.7L 350 CID V-8	2002 - 2004	0M300000 - 0W309999	8M0163301	Active	N/A
350 Mag MPI Horizon (Gen+)	5.7L 350 CID V-8	2005 - 2007	0W310000 - 1A299999	8M0163302	Active	N/A
350 Mag MPI Horizon MIE (Gen+)	5.7L 350 CID V-8	1999 - 2001	0L304700 - 0M299999	8M0163301	Active	807449R50
350 Mag MPI Horizon MIE (Gen+)	5.7L 350 CID V-8	2002 - 2004	0M300000 - 0W389999	8M0163301	Active	N/A
350 Mag MPI Horizon MIE (Gen+)	5.7L 350 CID V-8	2005 - 2007	0W390000 - 1A089999	8M0163302	Active	N/A
350 Mag MPI MIE (Gen+)	5.7L 350 CID V-8	1998 - 2001	0L002008 - 0M299999	8M0163301	Active	807449R50
350 Mag MPI MIE (Gen+)	5.7L 350 CID V-8	2002 - 2004	0M300000 - 0W389999	8M0163301	Active	N/A
350 Mag MPI MIE (Gen+)	5.7L 350 CID V-8	2005 - 2007	0W390000 - 1A089999	8M0163302	Active	N/A
350 Mag MPI Ski	5.7L 350 CID V-8	1995 - 1996	0F350583 - 0F799999	806801A 1	N.L.A.	807447R50
350 Mag MPI Ski (Gen+)	5.7L 350 CID V-8	1998 - 2001	0L002600 - 0M299999	8M0163301	Active	807449R50
350 Mag MPI Ski (Gen+)	5.7L 350 CID V-8	2002 - 2004	0M300000 - 0W309999	8M0163301	Active	N/A
350 Mag Ski	5.7L 350 CID V-8	1991 - 1995	0D505450 - 0F621699	821151A 1	N.L.A.	807447R50
350 Mag Ski	5.7L 350 CID V-8	1996 - 1997	0F621700 - 0K999999	807447A 1	N.L.A.	807447R50
5.7L - Alpha	5.7L 350 CID V-8	1988 - 1996	0B773305 - 0K001526	14152A 1	N.L.A.	883944R50
5.7L - Alpha	5.7L 350 CID V-8	1997	0K001527 - 0K999999	860183A 1(8)	N.L.A.	807447R50
5.7L - Bravo	5.7L 350 CID V-8	1989 - 1991	0C407810 - 0D617327	14152A 1(7)	N.L.A.	883944R50(7)
5.7L - Bravo	5.7L 350 CID V-8	1992 - 1995	0D617328 - 0F600999	821151A 1(8)	N.L.A.	807447R50(8)
5.7L - Bravo	5.7L 350 CID V-8	1996	0F601000 - 0K001526	807315A 1(7)	N.L.A.	883944R50(7)
5.7L - Bravo	5.7L 350 CID V-8	1997	0K001527 - 0K999999	860183A 1(8)	N.L.A.	807447R50(8)
5.7L (Gen+)	5.7L 350 CID V-8	1998 - 2022	0L010037 and up	8M0163301	Active	807449R50
5.7L EFI (TBI)	5.7L 350 CID V-8	1995	0F225560 - 0F752399	821151A 1(8)	N.L.A.	807447R50(8)
5.7L EFI (TBI)	5.7L 350 CID V-8	1996	0F752400 - 0K001505	807315A 1(7)	N.L.A.	883944R50(7)
5.7L EFI (TBI)	5.7L 350 CID V-8	1997	0K001506 - 0K999999	860183A 1(8)	N.L.A.	807447R50(8)
5.7L EFI (Gen+)	5.7L 350 CID V-8	1998 - 2001	0L010035 - 0M299999	8M0163301	Active	807449R50
5.7L EFI MIE (Gen+)	5.7L 350 CID V-8	1997	0K040300 - 0K999999	8M0163301	Active	N/A
5.7L MIE (LH)	5.7L 350 CID V-8	1988 - 1995	0B788152 - 0F622099	14155A 1	N.L.A.	883944R50
5.7L MIE (RH)	5.7L 350 CID V-8	1988 - 1995	0B788152 - 0F746099	14156A 1	N.L.A.	N.L.A.
5.7L MIE (LH)	5.7L 350 CID V-8	1995	0F622151 - 0F746099	14155A 1(7)	N.L.A.	883944R50(7)
5.7L MIE (LH)	5.7L 350 CID V-8	1996	0F622100 - 0F622150	807448A 1(8)	N.L.A.	807447R50(8)
5.7L MIE (LH)	5.7L 350 CID V-8	1996 - 1997	0F746100 - 0K999999	807448A 1(8)	N.L.A.	807447R50(8)
5.7L MIE (Gen+)	5.7L 350 CID V-8	1998 - 2022	0L002003 and up	8M0163301	Active	807449R50
5.7L MPI Horizon MIE	5.7L 350 CID V-8	2008 - 2022	1A090000 and up	8M0163302	Active	N/A
5.7L MPI MIE	5.7L 350 CID V-8	2008 - 2022	1A090000 and up	8M0163302	Active	N/A
5.7L MPI Ski	5.7L 350 CID V-8	2008 - 2022	1A090000 and up		Active	N/A
5.7L Ski (LH)	5.7L 350 CID V-8	1985 - 1987	0A338553 - 0B514626	13415A 1(11)	N.L.A.	N/A
5.7L Ski (RH)	5.7L 350 CID V-8	1985 - 1987	0A338553 - 0B514626	87986A 1(11)	N.L.A.	N/A
5.7L Ski (LH)	5.7L 350 CID V-8	1987 - 1995	0B514627 - 0F775199	14152A 1	N.L.A.	883944R50
5.7L Ski (RH)	5.7L 350 CID V-8	1987 - 1995	0B514627 - 0F775199	14156A 1	N.L.A.	N.L.A.
5.7L Ski	5.7L 350 CID V-8	1996 - 1997	0F775200 - 0K040003	807315A 1(7)	N.L.A.	883944R50(7)
5.7L Ski	5.7L 350 CID V-8	1997	0K040004 - 0K999999	860183A 1(8)	N.L.A.	807447R50(8)
5.7L Ski (2 bbl)	5.7L 350 CID V-8	1998 - 2022	0L002005 and up	8M0163301	Active	807449R50
5.7L Ski (4 bbl)	5.7L 350 CID V-8	2007 - 2022	0W694844 and up	8M0163302	Active	N/A
5.7LX	5.7L 350 CID V-8	1996 - 1997	0F601000 - 0K999999	807447A 1	N.L.A.	807447R50
5.7LX Bravo EFI (Gen+)	5.7L 350 CID V-8	1996	0F800300 - 0K001508	860186A 2	N.L.A.	860186R50
5.7LX Bravo EFI (Gen+)	5.7L 350 CID V-8	1997	0K001509 - 0K999999	8M0163301	Active	807449R50
5.7LX EFI (TBI)	5.7L 350 CID V-8	1996 - 1997	0F752400 - 0K999999	807447A 1	N.L.A.	807447R50

LONGBLOCK CROSS REFERENCE CHARTS

MERCURISER

Model	Cyl/CID/Litre	Year Range	Serial # Range	New Part Number	New P/N Status	Reman Pro-Series P/N
Black Scorpion Ski	5.7L 350 CID V-8	1996 - 2001	0F800000 - 0M136999	8M0163301	Active	807449R50
Black Scorpion Ski	5.7L 350 CID V-8	2003 - 2007	0M391600 - 0W698432	8M0163301	Active	N/A
Scorpion 350	5.7L 350 CID V-8	2008 - 2022	0W698433 and up	8M0163301	Active	N/A
Scorpion 350 EC	5.7L 350 CID V-8	2008 - 2022	0W698433 and up	800-866138A05	Active	N/A
377 Mag	6.2L 377 CID V-8	2008 - 2009	1A300000 - 1A345479	865108A02	N.L.A.	8M0095941
377 Mag	6.2L 377 CID V-8	2009	1A345480 - 1A345492	8M0163303	Active	N/A
377 Mag	6.2L 377 CID V-8	2009	1A345493 - 1A345765	865108A02	N.L.A.	8M0095941
377 Mag	6.2L 377 CID V-8	2009	1A345766 - 1A345767	8M0163303	Active	N/A
377 Mag	6.2L 377 CID V-8	2009	1A345768 - 1A346789	865108A02	N.L.A.	8M0095941
377 Mag	6.2L 377 CID V-8	2009 - 2022	1A346790 and up	8M0163303	Active	N/A
383 Mag Stroker	6.2L 377 CID V-8	1996 - 2022	All and up	N/A		865108R01
MX 6.2L MPI	6.2L 377 CID V-8	2000 - 2001	0L680003 - 0M299999	865108A01	N.L.A.	N.L.A.
MX 6.2L MPI	6.2L 377 CID V-8	2002 - 2007	0M300000 - 1A299999	865108A02	N.L.A.	8M0095941
MX 6.2L MPI Horizon	6.2L 377 CID V-8	2002 - 2007	0M300000 - 1A299999	865108A02	N.L.A.	8M0095941
MX 6.2L MPI Horizon MIE	6.2L 377 CID V-8	2002 - 2009	0M300000 - 1A091825	865108A02	N.L.A.	8M0095941
MX 6.2L MPI Horizon MIE	6.2L 377 CID V-8	2009 - 2022	1A091826 and up	8M0163303	Active	N/A
MX 6.2L MPI MIE	6.2L 377 CID V-8	1999 - 2001	0L670000 - 0M299999	865108A01	N.L.A.	N.L.A.
MX 6.2L MPI MIE	6.2L 377 CID V-8	2002 - 2022	0M300000 and up	865108A02	N.L.A.	8M0095941
MX 6.2L MPI Ski	6.2L 377 CID V-8	2002 - 2009	0M317000 - 1A091825	865108A02	N.L.A.	8M0095941
MX 6.2L MPI Ski	6.2L 377 CID V-8	2009 - 2022	1A091826 and up	8M0163303	Active	N/A
MX 6.2L Black Scorpion Ski	6.2L 377 CID V-8	2001	0L670015 - 0L679130	865108A01	N.L.A.	N.L.A.
MX 6.2L Black Scorpion Ski	6.2L 377 CID V-8	2001 - 2007	0L679131 - 0W698432	865108A02	N.L.A.	8M0095941
Scorpion 377	6.2L 377 CID V-8	2008 - 2009	0W698433 - 1A091825	865108A02	N.L.A.	8M0095941
Scorpion 377	6.2L 377 CID V-8	2009 - 2022	1A091826 and up	8M0163303	Active	N/A
Scorpion 377 HO EC	6.2L 377 CID V-8	2009 - 2022	1A091488 - 1A092170	800-866138A06	Active	N/A
330	7.4L 454 CID V-8	1977 - 1981	4623115 - 6083144	18706A 1	N.L.A.	N/A
330	7.4L 454 CID V-8	1982 - 1987	6083145 - 0B816540	87989A 1	N.L.A.	N/A
330 MIE (LH)	7.4L 454 CID V-8	1977 - 1980	4623100 - 5889913	87989A 1	N.L.A.	N/A
330 MIE (RH)	7.4L 454 CID V-8	1977 - 1980	4623100 - 5889913	87992A 1	N.L.A.	N/A
340 MIE (LH)	7.4L 454 CID V-8	1981 - 1987	5889914 - 0B788365	87989A 1	N.L.A.	N/A
340 MIE (RH)	7.4L 454 CID V-8	1981 - 1987	5889914 - 0B788365	87992A 1	N.L.A.	N/A
454 Mag Alpha	7.4L 454 CID V-8	1986 - 1988	0A631894 - 0B785148	18706A 1	N.L.A.	N/A
454 Mag Bravo	7.4L 454 CID V-8	1988 - 1992	0B721206 - 0D805068	44575A 1	N.L.A.	N.L.A.
454 Mag Bravo (Gen V)	7.4L 454 CID V-8	1992 - 1996	0D805069 - 0F801699	806352A 1	N.L.A.	N.L.A.
454 Mag Bravo (Gen VI)	7.4L 454 CID V-8	1996 - 1997	0F801700 - 0K999999	807744A3	N.L.A.	N.L.A.
454 Mag EFI (Gen V)	7.4L 454 CID V-8	1994 - 1996	0F115700 - 0F802349	806352A 1	N.L.A.	N.L.A.
454 Mag EFI Ski (Gen V)	7.4L 454 CID V-8	1995 - 1996	0F215800 - 0F820099	806352A 1	N.L.A.	N.L.A.
454 Mag MPI (Gen VI)	7.4L 454 CID V-8	1996 - 2001	0F802350 - 0M024999	807744A3	N.L.A.	N.L.A.
454 Mag MPI Horizon MIE	7.4L 454 CID V-8	1998 - 2001	0L002200 - 0L674000	807744A3	N.L.A.	N.L.A.
454 Mag Ski (MPI) (Gen VI)	7.4L 454 CID V-8	1996 - 1997	0F820100 - 0K999999	807744A3	N.L.A.	N.L.A.
7.4L Bravo	7.4L 454 CID V-8	1988 - 1991	0B771113 - 0D603117	18706A 1	N.L.A.	N/A
7.4L Bravo I & II (Gen V)	7.4L 454 CID V-8	1992 - 1996	0D603118 - 0F800699	806351A 1	N.L.A.	806351R50
7.4L Bravo III (Gen V)	7.4L 454 CID V-8	1993 - 1996	0D603118 - 0F800699	806359A 1	N.L.A.	806351R50
7.4L Bravo (Gen VI)	7.4L 454 CID V-8	1996 - 1997	0F800700 - 0K999999	807739A 1	N.L.A.	N.L.A.
7.4L EFI MIE (Gen VI) (LH)	7.4L 454 CID V-8	1996 - 1997	0F874815 - 0K999999	807739A 1	N.L.A.	N.L.A.
7.4L MIE (LH)	7.4L 454 CID V-8	1988 - 1992	0B788366 - 0D715493	87989A 1	N.L.A.	N/A
7.4L MIE (RH)	7.4L 454 CID V-8	1988 - 1992	0B788366 - 0D715493	87992A 1	N.L.A.	N/A
7.4L MIE (Gen V)	7.4L 454 CID V-8	1992 - 1996	0D715494 - 0F820141	806351A 1	N.L.A.	806351R50
7.4L MIE (Gen VI)	7.4L 454 CID V-8	1996 - 1997	0F820142 - 0K999999	807739A 1	N.L.A.	N.L.A.
7.4L MPI (Gen VI)	7.4L 454 CID V-8	1998 - 2001	0L010033 - 0M024330	861097A 2	N.L.A.	883281R50
7.4L MPI MIE (Gen V)	7.4L 454 CID V-8	1995 - 1996	0F563052 - 0F802103	806351A 1	N.L.A.	806351R50
7.4L MIE MPI (Gen VI)	7.4L 454 CID V-8	1996 - 1997	0F802104 - 0K999999	807739A 1	N.L.A.	N.L.A.
7.4L MIE MPI (Gen VI)	7.4L 454 CID V-8	1998 - 2001	0L002006 - 0M025999	861097A 2	N.L.A.	883281R50
7.4LX Bravo EFI (Gen VI)	7.4L 454 CID V-8	1996 - 1997	0F820000 - 0K999999	807739A 1	N.L.A.	N.L.A.

LONGBLOCK CROSS REFERENCE CHARTS

MERCURISER

Model	Cyl/CID/Litre	Year Range	Serial # Range	New Part Number	New P/N Status	Reman Pro-Series P/N
7.4LX Bravo MPI (Gen V)	7.4L 454 CID V-8	1996	0F602101 - 0F801999	807161A 1	N.L.A.	806351R50
7.4LX Bravo MPI (Gen V)	7.4L 454 CID V-8	1996 - 1997	0F802000 - 0K999999	807739A 1	N.L.A.	N.L.A.
496 Mag & 8.1S	8.1L 496 CID V-8	2001 - 2022	0M025000 and up	865752A01	N.L.A.	8M0173775
496 Mag HO & 8.1S HO	8.1L 496 CID V-8	2001 - 2022	0M025000 and up	N.L.A.	Active	8M0173776
500	8.2L 502 CID V-8	1992 - 1997	0F213293 - 0L001772	848170A 8	N.L.A.	N/A
500 EFI	8.2L 502 CID V-8	1999 - 2005	0L001477 - 0M907127	844500A 8	Active	N/A
502 Mag Bravo	8.2L 502 CID V-8	1990 - 1992	0C878221 - 0D824588	816287A 1	N.L.A.	N.L.A.
502 Mag Bravo (Gen V)	8.2L 502 CID V-8	1992 - 1993	0D842589 - 0F114528	807745A05	N.L.A.	8M0062846
502 Mag EFI (Gen V)	8.2L 502 CID V-8	1993 - 1995	0D840650 - 0F802599	807745A05	N.L.A.	8M0062846
502 Mag MPI (Gen VI)	8.2L 502 CID V-8	1996 - 2001	0F802600 - 0M024999	807745A05	N.L.A.	8M0062846
525 EFI	8.2L 502 CID V-8	2003 - 2005	0M900146 - 0M953619	841178A 1	Active	N/A
525 EFI	8.2L 502 CID V-8	2006 - 2022	0M953620 and up	841178A05	Active	N/A
575 SCI	8.2L 502 CID V-8	2001 - 2005	0L306696 - 0M950526	844575A7	N.L.A.	N/A
600 SCI	8.2L 502 CID V-8	2005 - 2022	0M952908 and up	844200A08	Active	N/A
8.2L Mag EC	8.2L 502 CID V-8	2010 - 2022	1A350340 and up	8M0157869	Active	N/A
8.2L MIE EC	8.2L 502 CID V-8	2010 - 2022	1A350802 and up	8M0157869	Active	N/A
8.2L MIE	8.2L 502 CID V-8	1990 - 1992	0C878221 - 0D857199	815875A 1	N.L.A.	N/A
8.2L MIE (Gen V)	8.2L 502 CID V-8	1993 - 1996	0D857200 - 0F819619	807745A05	N.L.A.	8M0062846
8.2L MIE MPI (Gen VI) (LH)	8.2L 502 CID V-8	1996 - 2001	0F819620 - 0L674200	807745A05	N.L.A.	8M0062846

(1) 1 pc. Rear main seal

(2) 2 pc. Rear main seal

(5) Gen II w/o balance shaft

(6) Gen II w/balance shaft

(7) Flat Tappet & camshaft

(8) Roller Lifter & camshaft

(11) See MCM S.B. 86-22

(12) w/o crank position sensor

(13) See MerCruiser Service Bulletin 2007-11

(14) Order 8M0062850

(15) This longblock can be used to backfit 1992-1995 Gen-V engines, but will require replacing the harmonic balancer with a newer version harmonic balancer p/n 845625T2 or scribing the timing marks on the original harmonic balancer.

Volvo/OMC Longblock Cross Reference

Model	Model Notes	Longblock	Starter	Exhaust Manifold Gasket	Thermostat Gasket	Intake Gasket	Fuel Pump Gasket
COBRA/JV, Volvo 1993							
432APLJVB		806347R50	50-863007A 1	27- 99757	27-8M2021920	27-8M0149028	
432APLJVN		806347R50	50-863007A 1	27- 99757	27-8M2021920	27-8M0149028	
432APRJVB		806347R50	50-863007A 1	27- 99757	27-8M2021920	27-8M0149028	
432APRJVN		806347R50	50-863007A 1	27- 99757	27-8M2021920	27-8M0149028	
434APLJVB		806347R50	50-863007A 1	27- 99757	27-8M2021920	27-8M0149028	
434APLJVN		806347R50	50-863007A 1	27- 99757	27-8M2021920	27-8M0149028	
434APRJVB		806347R50	50-863007A 1	27- 99757	27-8M2021920	27-8M0149028	
434APRJVN		806347R50	50-863007A 1	27- 99757	27-8M2021920	27-8M0149028	
COBRA/JV, Volvo 1994 MD							
432ACMMDA		806347R50	50-863007A 1	27- 99757	27-8M2021920	27-8M0149028	
432ACPMDA		806347R50	50-863007A 1	27- 99757	27-8M2021920	27-8M0149028	
432AGMMDA		806347R50	50-863007A 1	27- 99757	27-8M2021920	27-8M0149028	
432AGPMDA		806347R50	50-863007A 1	27- 99757	27-8M2021920	27-8M0149028	
COBRA/JV, Volvo 1995 HU							
43APHUB		806347R50	50-863007A 1	27- 99757	27-8M2021920	27-8M0149028	
COBRA/JV, Volvo 1996 NC							
432APNCA		806347R50(1)	50-863007A 1	27- 99757	27-8M2021920	27-8M0149028(2)	
432BPNCs		806347R50(1)	50-863007A 1	27- 99757	27-8M2021920	27-8M0149028(2)	
434APNCA		806347R50(1)	50-863007A 1	27- 99757	27-8M2021920	27-8M0149028(2)	

LONGBLOCK CROSS REFERENCE CHARTS

MERCURISER

Model	Model Notes	Longblock	Starter	Exhaust Manifold Gasket	Thermostat Gasket	Intake Gasket	Fuel Pump Gasket
434BPNC		806347R50(1)	50-863007A 1	27-99757	27-8M2021920	27-8M0149028(2)	
43FAPNCA		806347R50(1)	50-863007A 1	27-99757	27-8M2021920	27-8M0149028(2)	
43FBPNC		806347R50(1)	50-863007A 1	27-99757	27-8M2021920	27-8M0149028(2)	
COBRA/JV, Volvo 1997 LK							
432BPLKD		807736R50	50-863007A 1	27-99757	27-8M2021920	27-824326002	
434BPLKD		807736R50	50-863007A 1	27-99757	27-8M2021920	27-824326002	
43FBPLKD		807736R50	50-863007A 1	27-99757	27-8M2021920	27-824326002	
COBRA/JV, Volvo 1998 BY							
432BPBYC		807736R50	50-863007A 1	27-99757	27-8M2021920	27-824326002	
434BPBYC		807736R50	50-863007A 1	27-99757	27-8M2021920	27-824326002	
43FBPBYC		807736R50	50-863007A 1	27-99757	27-8M2021920	27-824326002	
Volvo 3.0L, 1999 & newer							
3.0GLM-A		N.L.A.	50-863007A 1	27-815528	27-814680 1	27-815528	27-34213
3.0GLM-B		N.L.A.	50-863007A 1	27-815528	27-814680 1	27-815528	27-34213
3.0GLM-C		N.L.A.	50-863007A 1	27-815528	27-814680 1	27-815528	27-34213
3.0GLP-A		N.L.A.	50-863007A 1	27-815528	27-814680 1	27-815528	27-34213
3.0GLP-B		N.L.A.	50-863007A 1	27-815528	27-814680 1	27-815528	27-34213
3.0GLP-C		N.L.A.	50-863007A 1	27-815528	27-814680 1	27-815528	27-34213
3.0GLP-D		N.L.A.	50-863007A 1	27-815528	27-814680 1	27-815528	27-34213
3.0GLP-E		N.L.A.	50-863007A 1	27-815528	27-814680 1	27-815528	27-34213
3.0GLP-J		N.L.A.	50-863007A 1	27-815528	27-814680 1	27-815528	27-34213
3.0GSM-A		N.L.A.	50-863007A 1	27-815528	27-814680 1	27-815528	27-34213
3.0GSM-B		N.L.A.	50-863007A 1	27-815528	27-814680 1	27-815528	27-34213
3.0GSM-C		N.L.A.	50-863007A 1	27-815528	27-814680 1	27-815528	27-34213
3.0GSP-A		N.L.A.	50-863007A 1	27-815528	27-814680 1	27-815528	27-34213
3.0GSP-B		N.L.A.	50-863007A 1	27-815528	27-814680 1	27-815528	27-34213
3.0GSP-C		N.L.A.	50-863007A 1	27-815528	27-814680 1	27-815528	27-34213
Volvo 4.3L, 1999 & newer							
430A		14149R50	N.L.A.	27-99757	27-8M2021920	27-11977	27-34213
430B		14149R50	N.L.A.	27-99757	27-8M2021920	27-11977	27-34213
431A		14149R50	N.L.A.	27-99757	27-8M2021920	27-11977	27-34213
431B		14149R50	N.L.A.	27-99757	27-8M2021920	27-11977	27-34213
432A		14149R50	N.L.A.	27-99757	27-8M2021920	27-11977	27-34213
434A		14149R50	N.L.A.	27-99757	27-8M2021920	27-11977	27-34213
4.3GIJWTR		807736R50	50-863007A 1	27-99757	27-8M2021920	27-824326002	
4.3GIPBYCCE		807736R50	50-863007A 1	27-99757	27-8M2021920	27-824326002	
4.3GIPEFS		807736R50	50-863007A 1	27-99757	27-8M2021920	27-824326002	
4.3GIPHUSCE		807736R50	50-863007A 1	27-99757	27-8M2021920	27-824326002	
4.3GIPLKDCE		807736R50	50-863007A 1	27-99757	27-8M2021920	27-824326002	
4.3GIPLKECE		807736R50	50-863007A 1	27-99757	27-8M2021920	27-824326002	
4.3GIPNCACA		807736R50	50-863007A 1	27-99757	27-8M2021920	27-824326002	
4.3GIPNCBCE		807736R50	50-863007A 1	27-99757	27-8M2021920	27-824326002	
4.3GIPWTC		807736R50	50-863007A 1	27-99757	27-8M2021920	27-824326002	
4.3GIPWTR		807736R50	50-863007A 1	27-99757	27-8M2021920	27-824326002	
4.3GKOHUB		807736R50	50-863007A 1	27-99757	27-8M2021920	27-824326002	
4.3GL-A		N/A	50-863007A 1	27-99757	27-8M2021920	27-824326002	
4.3GL-B		N/A	50-863007A 1	27-99757	27-8M2021920	27-824326002	
4.3GL-C		N/A	50-863007A 1	27-99757	27-8M2021920	27-824326002	
4.3GL-D		N/A	50-863007A 1	27-99757	27-8M2021920	27-824326002	
4.3GL-E		N/A	50-863007A 1	27-99757	27-8M2021920	27-824326002	
4.3GL-EF		N/A	50-863007A 1	27-99757	27-8M2021920	27-824326002	
4.3GL-G		N/A	50-863007A 1	27-99757	27-8M2021920	27-824326002	
4.3GL-J		8M0101211	50-863007A 1	27-99757	27-8M2021920	27-824326002	
4.3GLMMDA		807736R50	50-863007A 1	27-99757	27-8M2021920	27-824326002	
4.3GLPBYC		807736R50	50-863007A 1	27-99757	27-8M2021920	27-824326002	
4.3GLPEFS		807736R50	50-863007A 1	27-99757	27-8M2021920	27-824326002	

LONGBLOCK CROSS REFERENCE CHARTS

MERCURUISER

Model	Model Notes	Longblock	Starter	Exhaust Manifold Gasket	Thermostat Gasket	Intake Gasket	Fuel Pump Gasket
4.3GLPLKD		807736R50	50-863007A 1	27- 99757	27-8M2021920	27-824326002	
4.3GLPLKE		807736R50	50-863007A 1	27- 99757	27-8M2021920	27-824326002	
4.3GLPMDA		807736R50	50-863007A 1	27- 99757	27-8M2021920	27-824326002	
4.3GLPNCA		807736R50	50-863007A 1	27- 99757	27-8M2021920	27-824326002	
4.3GLPNCB		807736R50	50-863007A 1	27- 99757	27-8M2021920	27-824326002	
4.3GLPNCS		807736R50	50-863007A 1	27- 99757	27-8M2021920	27-824326002	
4.3GLPWTC		807736R50	50-863007A 1	27- 99757	27-8M2021920	27-824326002	
4.3GLPWTR		807736R50	50-863007A 1	27- 99757	27-8M2021920	27-824326002	
4.3GSJBYA		807736R50	50-863007A 1	27- 99757	27-8M2021920	27-824326002	
4.3GSJLKD		807736R50	50-863007A 1	27- 99757	27-8M2021920	27-824326002	
4.3GSJWTR		807736R50	50-863007A 1	27- 99757	27-8M2021920	27-824326002	
4.3GSPBYC		807736R50	50-863007A 1	27- 99757	27-8M2021920	27-824326002	
4.3GSPHUB		807736R50	50-863007A 1	27- 99757	27-8M2021920	27-824326002	
4.3GSPHUS		807736R50	50-863007A 1	27- 99757	27-8M2021920	27-824326002	
4.3GSPDKD		807736R50	50-863007A 1	27- 99757	27-8M2021920	27-824326002	
4.3GSPLKE		807736R50	50-863007A 1	27- 99757	27-8M2021920	27-824326002	
4.3GSPMDA		807736R50	50-863007A 1	27- 99757	27-8M2021920	27-824326002	
4.3GSPNCA		807736R50	50-863007A 1	27- 99757	27-8M2021920	27-824326002	
4.3GSPNCB		807736R50	50-863007A 1	27- 99757	27-8M2021920	27-824326002	
4.3GSPNCM		807736R50	50-863007A 1	27- 99757	27-8M2021920	27-824326002	
4.3GSPNCS		807736R50	50-863007A 1	27- 99757	27-8M2021920	27-824326002	
4.3GSPWTC		807736R50	50-863007A 1	27- 99757	27-8M2021920	27-824326002	
4.3GSPWTR		807736R50	50-863007A 1	27- 99757	27-8M2021920	27-824326002	
4.3GXI-A		8M0063328	50-863007A 1	27- 99757	27-8M2021920	27-824326002	
4.3GXI-B		8M0063328	50-863007A 1	27- 99757	27-8M2021920	27-824326002	
4.3GXI-BF		8M0063328	50-863007A 1	27- 99757	27-8M2021920	27-824326002	
4.3GXI-C		8M0063328	50-863007A 1	27- 99757	27-8M2021920	27-824326002	
4.3GXI-CF		8M0063328	50-863007A 1	27- 99757	27-8M2021920	27-824326002	
4.3GXI-D		8M0063328	50-863007A 1	27- 99757	27-8M2021920	27-824326002	
4.3GXI-DF		8M0063328	50-863007A 1	27- 99757	27-8M2021920	27-824326002	
4.3GXI-E		8M0063328	50-863007A 1	27- 99757	27-8M2021920	27-824326002	
4.3GXI-F		8M0063328	50-863007A 1	27- 99757	27-8M2021920	27-824326002	
4.3GXI-G		8M0063328	50-863007A 1	27- 99757	27-8M2021920	27-824326002	
4.3GXI-J		8M0101211	50-863007A 1	27- 99757	27-8M2021920	27-824326002	
4.3OGI-JF		8M0101211	50-863007A 1	27- 99757	27-8M2021920	27-824326002	
4.3OGSI-E		8M0063328	50-863007A 1	27- 99757	27-8M2021920	27-824326002	
4.3OGSI-HEF		8M0063328	50-863007A 1	27- 99757	27-8M2021920	27-824326002	
4.3OGSI-F		8M0063328	50-863007A 1	27- 99757	27-8M2021920	27-824326002	
4.3OGSI-FF		8M0063328	50-863007A 1	27- 99757	27-8M2021920	27-824326002	
4.3OGSI-G		8M0063328	50-863007A 1	27- 99757	27-8M2021920	27-824326002	
4.3OGSI-GF		8M0063328	50-863007A 1	27- 99757	27-8M2021920	27-824326002	
4.3OGSI-J		8M0101211	50-863007A 1	27- 99757	27-8M2021920	27-824326002	
4.3OGSI-JF		8M0101211	50-863007A 1	27- 99757	27-8M2021920	27-824326002	
4.3OGXI-E		8M0063328	50-863007A 1	27- 99757	27-8M2021920	27-824326002	
4.3OGXI-EF		8M0063328	50-863007A 1	27- 99757	27-8M2021920	27-824326002	
4.3OGXI-F		8M0063328	50-863007A 1	27- 99757	27-8M2021920	27-824326002	
4.3OGXI-FF		8M0063328	50-863007A 1	27- 99757	27-8M2021920	27-824326002	
4.3OGXI-G		8M0063328	50-863007A 1	27- 99757	27-8M2021920	27-824326002	
4.3OGXI-GF		8M0063328	50-863007A 1	27- 99757	27-8M2021920	27-824326002	
4.3OGXI-J		8M0101211	50-863007A 1	27- 99757	27-8M2021920	27-824326002	
4.3OSI-B		8M0063328	50-863007A 1	27- 99757	27-8M2021920	27-824326002	
4.3OSI-BF		8M0063328	50-863007A 1	27- 99757	27-8M2021920	27-824326002	
4.3OSI-C		8M0063328	50-863007A 1	27- 99757	27-8M2021920	27-824326002	
4.3OSI-CF		8M0063328	50-863007A 1	27- 99757	27-8M2021920	27-824326002	
4.3OSI-D		8M0063328	50-863007A 1	27- 99757	27-8M2021920	27-824326002	
4.3OSI-DF		8M0063328	50-863007A 1	27- 99757	27-8M2021920	27-824326002	

LONGBLOCK CROSS REFERENCE CHARTS

MERCURISER

Model	Model Notes	Longblock	Starter	Exhaust Manifold Gasket	Thermostat Gasket	Intake Gasket	Fuel Pump Gasket
Volvo 5.0L, 1999 & newer							
5.0GL-A		8M0088396	50-863007A 1	27-33395	27-53045 1	27-807473A 1	
5.0GL-B		8M0088396	50-863007A 1	27-33395	27-53045 1	27-807473A 1	
5.0GL-C		8M0088396	50-863007A 1	27-33395	27-53045 1	27-807473A 1	
5.0GL-D		8M0088396	50-863007A 1	27-33395	27-53045 1	27-807473A 1	
5.0GL-E		8M0088396	50-863007A 1	27-33395	27-53045 1	27-807473A 1	
5.0GL-F		8M0088396	50-863007A 1	27-33395	27-53045 1	27-807473A 1	
5.0GL-FF		8M0088396	50-863007A 1	27-33395	27-53045 1	27-807473A 1	
5.0GL-H		8M0088396	50-863007A 1	27-33395	27-53045 1	27-807473A 1	
5.0GL-HF		8M0088396	50-863007A 1	27-33395	27-53045 1	27-807473A 1	
5.0GX-A		8M0088396	50-863007A 1	27-33395	27-53045 1	27-807473A 1	
5.0GX-B		8M0088396	50-863007A 1	27-33395	27-53045 1	27-807473A 1	
5.0GX-BF		8M0088396	50-863007A 1	27-33395	27-53045 1	27-807473A 1	
5.0GX-C		8M0088396	50-863007A 1	27-33395	27-53045 1	27-807473A 1	
5.0GX-CF		8M0088396	50-863007A 1	27-33395	27-53045 1	27-807473A 1	
5.0GX-D		8M0088396	50-863007A 1	27-33395	27-53045 1	27-807473A 1	
5.0GX-DF		8M0088396	50-863007A 1	27-33395	27-53045 1	27-807473A 1	
5.0GX-E		8M0088396	50-863007A 1	27-33395	27-53045 1	27-807473A 1	
5.0GX-EF		8M0088396	50-863007A 1	27-33395	27-53045 1	27-807473A 1	
5.0GX-F		8M0088396	50-863007A 1	27-33395	27-53045 1	27-807473A 1	
5.0GX-FF		8M0088396	50-863007A 1	27-33395	27-53045 1	27-807473A 1	
5.0GX-G		8M0088396	50-863007A 1	27-33395	27-53045 1	27-807473A 1	
5.0GX-GF		8M0088396	50-863007A 1	27-33395	27-53045 1	27-807473A 1	
5.0GX-J		8M0088396	50-863007A 1	27-33395	27-53045 1	27-807473A 1	
5.0OSI-B		8M0088396	50-863007A 1	27-33395	27-53045 1	27-807473A 1	
5.0OSI-BF		8M0088396	50-863007A 1	27-33395	27-53045 1	27-807473A 1	
5.0OSI-C		8M0088396	50-863007A 1	27-33395	27-53045 1	27-807473A 1	
5.0OSI-CF		8M0088396	50-863007A 1	27-33395	27-53045 1	27-807473A 1	
5.0OSI-D		8M0088396	50-863007A 1	27-33395	27-53045 1	27-807473A 1	
5.0OSI-DF		8M0088396	50-863007A 1	27-33395	27-53045 1	27-807473A 1	
5.0OSI-E		8M0088396	50-863007A 1	27-33395	27-53045 1	27-807473A 1	
5.0OSI-EF		8M0088396	50-863007A 1	27-33395	27-53045 1	27-807473A 1	
5.0OSI-F		8M0088396	50-863007A 1	27-33395	27-53045 1	27-807473A 1	
5.0OSI-FF		8M0088396	50-863007A 1	27-33395	27-53045 1	27-807473A 1	
5.0OSI-G		8M0088396	50-863007A 1	27-33395	27-53045 1	27-807473A 1	
5.0OSI-GF		8M0088396	50-863007A 1	27-33395	27-53045 1	27-807473A 1	
Volvo 5.7L, 1999 & newer							
5.7 OSI - A		8M0163301	50-863007A 1	27-33395	27-53045 1	27-807473A 1	
5.7 OSI - AF		8M0163301	50-863007A 1	27-33395	27-53045 1	27-807473A 1	
5.7 OSI - B		8M0163301	50-863007A 1	27-33395	27-53045 1	27-807473A 1	
5.7 OSI - BF		8M0163301	50-863007A 1	27-33395	27-53045 1	27-807473A 1	
5.7 OSI - C		8M0163301	50-863007A 1	27-33395	27-53045 1	27-807473A 1	
5.7 OSI - CF		8M0163301	50-863007A 1	27-33395	27-53045 1	27-807473A 1	
5.7 OSI - D		8M0163301	50-863007A 1	27-33395	27-53045 1	27-807473A 1	
5.7 OSI - DF		8M0163301	50-863007A 1	27-33395	27-53045 1	27-807473A 1	
5.7 OSI - E		8M0163301	50-863007A 1	27-33395	27-53045 1	27-807473A 1	
5.7 OSI - EF		8M0163301	50-863007A 1	27-33395	27-53045 1	27-807473A 1	
5.7 OSI - G		8M0163301	50-863007A 1	27-33395	27-53045 1	27-807473A 1	
5.7 OSI - GF		8M0163301	50-863007A 1	27-33395	27-53045 1	27-807473A 1	
5.7GI - A		8M0163301	50-863007A 1	27-33395	27-53045 1	27-807473A 1	
5.7GI - B		8M0163301	50-863007A 1	27-33395	27-53045 1	27-807473A 1	
5.7GI - BF		8M0163301	50-863007A 1	27-33395	27-53045 1	27-807473A 1	
5.7GI - C		8M0163301	50-863007A 1	27-33395	27-53045 1	27-807473A 1	
5.7GI - CF		8M0163301	50-863007A 1	27-33395	27-53045 1	27-807473A 1	
5.7GI - D		8M0163301	50-863007A 1	27-33395	27-53045 1	27-807473A 1	
5.7GI - DF		8M0163301	50-863007A 1	27-33395	27-53045 1	27-807473A 1	

LONGBLOCK CROSS REFERENCE CHARTS

MERCUISER

Model	Model Notes	Longblock	Starter	Exhaust Manifold Gasket	Thermostat Gasket	Intake Gasket	Fuel Pump Gasket
5.7GI - E		8M0163301	50-863007A 1	27-33395	27-53045 1	27-807473A 1	
5.7GI - EF		8M0163301	50-863007A 1	27-33395	27-53045 1	27-807473A 1	
5.7GI - F		8M0163301	50-863007A 1	27-33395	27-53045 1	27-807473A 1	
5.7GI - FF		8M0163301	50-863007A 1	27-33395	27-53045 1	27-807473A 1	
5.7GI - G		8M0163301	50-863007A 1	27-33395	27-53045 1	27-807473A 1	
5.7GI - GF		8M0163302	50-863007A 1	27-33395	27-53045 1	27-807473A 1	
5.7GI-300-J		8M0163302	50-863007A 1	27-33395	27-53045 1	27-807473A 1	
5.7Gil - A		8M0163301	N.L.A.	27-33395	27-53045 1	27-807473A 1	
5.7Gil - B		8M0163301	N.L.A.	27-33395	27-53045 1	27-807473A 1	
5.7Gil - C		8M0163301	N.L.A.	27-33395	27-53045 1	27-807473A 1	
5.7Gil - D		8M0163301	N.L.A.	27-33395	27-53045 1	27-807473A 1	
5.7Gil - E		8M0163301	N.L.A.	27-33395	27-53045 1	27-807473A 1	
5.7Gil - F		8M0163301	N.L.A.	27-33395	27-53045 1	27-807473A 1	
5.7Gil - G		8M0163301	N.L.A.	27-33395	27-53045 1	27-807473A 1	
5.7GL-A		807449R50	50-863007A 1	27-33395	27-53045 1	27-807473A 1	
5.7GL-B		807449R50	50-863007A 1	27-33395	27-53045 1	27-807473A 1	
5.7GL-C		807449R50	50-863007A 1	27-33395	27-53045 1	27-807473A 1	
5.7GL-D		807449R50	50-863007A 1	27-33395	27-53045 1	27-807473A 1	
5.7GL-E		807449R50	50-863007A 1	27-33395	27-53045 1	27-807473A 1	
5.7GSil - ANY		8M0052529	N.L.A.	27-33395	27-53045 1	27-807473A 1	
5.7GXl - ANY		8M0052529	50-863007A 1	27-33395	27-53045 1	27-807473A 1	
5.7OXl - ANY		8M0052529	50-863007A 1	27-33395	27-53045 1	27-807473A 1	
Volvo 8.1L, 1999 & newer							
8.1G-BF		8M0173775	50-863007A 1	27-46820	27-881620001	27-881633T01	
8.1GI-A		8M0173775	50-863007A 1	27-46820	27-881620001	27-881633T01	
8.1GI-B		8M0173775	50-863007A 1	27-46820	27-881620001	27-881633T01	
8.1GI-C		8M0173775	50-863007A 1	27-46820	27-881620001	27-881633T01	
8.1GI-CF		8M0173775	50-863007A 1	27-46820	27-881620001	27-881633T01	
8.1GI-D		8M0173775	50-863007A 1	27-46820	27-881620001	27-881633T01	
8.1GI-DF		8M0173775	50-863007A 1	27-46820	27-881620001	27-881633T01	
8.1GI-E		8M0173775	50-863007A 1	27-46820	27-881620001	27-881633T01	
8.1GI-EF		8M0173775	50-863007A 1	27-46820	27-881620001	27-881633T01	
8.1GI-F		8M0173775	50-863007A 1	27-46820	27-881620001	27-881633T01	
8.1GI-FF		8M0173775	50-863007A 1	27-46820	27-881620001	27-881633T01	
8.1GI-G		8M0173775	50-863007A 1	27-46820	27-881620001	27-881633T01	
8.1GI-GF		8M0173775	50-863007A 1	27-46820	27-881620001	27-881633T01	
8.1GI-H		8M0173775	50-863007A 1	27-46820	27-881620001	27-881633T01	
8.1GI-HF		8M0173775	50-863007A 1	27-46820	27-881620001	27-881633T01	
8.1GIl-A		8M0173775	N.L.A.	27-46820	27-881620001	27-881633T01	
8.1GIl-B		8M0173775	N.L.A.	27-46820	27-881620001	27-881633T01	
8.1GIl-C		8M0173775	N.L.A.	27-46820	27-881620001	27-881633T01	
8.1GIl-D		8M0173775	N.L.A.	27-46820	27-881620001	27-881633T01	
8.1GIl-E		8M0173775	N.L.A.	27-46820	27-881620001	27-881633T01	
8.1GIl-F		8M0173775	N.L.A.	27-46820	27-881620001	27-881633T01	
8.1GIl-G		8M0173775	N.L.A.	27-46820	27-881620001	27-881633T01	
8.1GIl-H		8M0173775	N.L.A.	27-46820	27-881620001	27-881633T01	
8.1GSil-A		8M0173775	N.L.A.	27-46820	27-881620001	27-881633T01	
8.1GSil-A		8M0173775	N.L.A.	27-46820	27-881620001	27-881633T01	
8.1GXl-A		8M0173776	50-863007A 1	27-46820	27-881620001	27-881633T01	
8.1GXl-AF		8M0173776	50-863007A 1	27-46820	27-881620001	27-881633T01	
8.1GXl-B		8M0173776	50-863007A 1	27-46820	27-881620001	27-881633T01	
8.1GXl-BF		8M0173776	50-863007A 1	27-46820	27-881620001	27-881633T01	
8.1GXl-C		8M0173776	50-863007A 1	27-46820	27-881620001	27-881633T01	
8.1GXl-CF		8M0173776	50-863007A 1	27-46820	27-881620001	27-881633T01	
8.1GXl-D		8M0173776	50-863007A 1	27-46820	27-881620001	27-881633T01	
8.1GXl-DF		8M0173776	50-863007A 1	27-46820	27-881620001	27-881633T01	

LONGBLOCK CROSS REFERENCE CHARTS

Model	Model Notes	Longblock	Starter	Exhaust Manifold Gasket	Thermostat Gasket	Intake Gasket	Fuel Pump Gasket
8.1GXi-E		8M0173776	50-863007A 1	27-46820	27-881620001	27-881633T01	
8.1GXi-EF		8M0173776	50-863007A 1	27-46820	27-881620001	27-881633T01	
8.1GXi-F		8M0173776	50-863007A 1	27-46820	27-881620001	27-881633T01	
8.1GXi-FF		8M0173776	50-863007A 1	27-46820	27-881620001	27-881633T01	
8.1GXi-G		8M0173776	50-863007A 1	27-46820	27-881620001	27-881633T01	
8.1GXi-GF		8M0173776	50-863007A 1	27-46820	27-881620001	27-881633T01	
8.1GXii-A		8M0173776	N.L.A.	27-46820	27-881620001	27-881633T01	
8.1GXii-B		8M0173776	N.L.A.	27-46820	27-881620001	27-881633T01	
8.1GXii-C		8M0173776	N.L.A.	27-46820	27-881620001	27-881633T01	
8.1GXii-D		8M0173776	N.L.A.	27-46820	27-881620001	27-881633T01	
8.1GXii-E		8M0173776	N.L.A.	27-46820	27-881620001	27-881633T01	
8.1GXii-F		8M0173776	N.L.A.	27-46820	27-881620001	27-881633T01	
8.1GXii-G		8M0173776	N.L.A.	27-46820	27-881620001	27-881633T01	
8.1OSi-A		8M0173775	50-863007A 1	27-46820	27-881620001	27-881633T01	
8.1OSi-AF		8M0173775	50-863007A 1	27-46820	27-881620001	27-881633T01	
8.1OSi-B		8M0173775	50-863007A 1	27-46820	27-881620001	27-881633T01	
8.1OSi-BF		8M0173775	50-863007A 1	27-46820	27-881620001	27-881633T01	
8.1OSi-C		8M0173775	50-863007A 1	27-46820	27-881620001	27-881633T01	
8.1OSi-CF		8M0173775	50-863007A 1	27-46820	27-881620001	27-881633T01	
8.1OSi-D		8M0173775	50-863007A 1	27-46820	27-881620001	27-881633T01	
8.1OSi-DF		8M0173775	50-863007A 1	27-46820	27-881620001	27-881633T01	

(1) Inspect original engine in boat to verify ordering the correct replacement block. The 806347R50 listed is a non-Gen+ engine and can be identified by the 12 bolts securing the intake manifold. If the intake manifold on the original engine is secured by 8 bolts, then order 807736R50 Gen+ longblock instead.

(2) Inspect original engine in boat to verify ordering the correct intake manifold gasket. The 27-824326 listed is for use on non-Gen+ engines which can be identified by the 12 bolts securing the intake manifold. If the intake manifold on the original engine is secured by 8 bolts, then order 27-824326002 Gen+ intake manifold gasket instead.

MERCURISER

INTAKE AND EXHAUST GASKET CROSS REFERENCE CHART

INTAKE AND EXHAUST GASKET CROSS REFERENCE CHART

Intake and Exhaust Gasket Cross Reference

Engine Applications	Description	Intake Gasket #	Exhaust Gasket #
MerCruiser 3.0 Liter 4 - Cylinder			
N/A	GM 4 cyl., 3.0L - 181 cid 1990-1994 L-series	27- 96429	N/A
8M0062850	GM 4 cyl., 3.0 L - 181 cid 1990-1995 LX-series	27-815528	N/A
N/A	GM 4 cyl., 3.0L - 181 cid 1996 & newer LX-series	27-815528	N/A
MerCruiser 3.7 Liter 4 - Cylinder			
N.L.A.	Mercury 4 cyl., 3.7L - 224 cid 1976-1989	27- 70905	27- 68715
MerCruiser 4.3 Liter V-6			
14149R50	GM V-6, 4.3L - 262 cid 1986-1992	27- 11977	27- 99757
806347R50	GM V-6, 4.3L - 262 cid 1993-1996	27-8M0149028	27- 99757
807736R50	GM V-6, 4.3L - 262 cid (Gen +) 1996-99	27-824326002	27- 99757
N/A	GM V-6, 4.3L - 262 cid (Gen +) (w/o CPS) 2000-up	27-824326002	27- 99757
8M0063328	GM V-6, 4.3L - 262 cid (Gen +) (with CPS) 2002-up	27-824326002	27- 99757
MerCruiser 5.0 Liter V-8			
805636R50	GM V-8, 5.0L - 305 cid 1987-1995	27- 17145	27- 33395
N.L.A.	GM V-8, 5.0L - 305 cid (Gen +) 1998 & newer	27- 17145	27- 33395
N/A	GM V-8, 5.0L - 305 cid (Gen +) 2002 & newer	807473A 1	33395
MerCruiser 5.7 Liter V-8			
14156R50	GM V-8, 5.7L - 350 cid (RH) 1987-1995	27- 17145	27- 33395
N.L.A.	GM V-8, 5.7L - 350 cid (LH) (2-pc RM seal) 1987-95	27- 17145	27- 33395
807447R50	GM V-8, 5.7L - 350 cid 1992-95	27- 17145	27- 33395
807449R50	GM V-8, 5.7-L 350 cid (Gen +) (with CPS) 1996-up	27-807473A 1	27- 33395
N.L.A.	GM V-8, 5.7-L 350 cid (Gen +) 1996	27-807473A 1	27- 33395
N/A	GM V-8, 5.7-L 350 cid (Gen +) 2002-2004	27-807473A 1	27- 33395
883944R50	GM V-8, 5.7L - 350 cid 1987-95	27- 17145	27- 33395
MerCruiser 6.2 Liter V-8			
N.L.A.	GM V-8, 6.2-L 377 cid (Gen+) 2000-01 w/o CPS	27-807473A 1	27- 33395
N/A	GM V-8, 6.2-L 377 cid (Gen+) 2002-up with CPS	27-807473A 1	27- 33395

MERCURISER

Engine Applications	Description	Intake Gasket #	Exhaust Gasket #
MerCruiser 7.4 Liter V-8			
N.L.A.	GM V-8, 454 cid (Mark IV) 1977-1992	27-8M0050224	27- 46820
806351R50	GM V-8, 454 cid (Gen V) 1992-1996	27-8M0050225	27- 46820
N.L.A.	GM V-8, 454 cid (Gen V) MAG 1992-1996	27-8M0073380	27- 46820
N.L.A.	GM V-8, 454 cid (Gen VI) 1996-1997	27-8M0050225	27- 46820
N.L.A.	GM V-8, 454 cid (Gen VI) MAG 1996 and newer	27-8M0073380	27- 46820
N.L.A.	GM V-8, 454 cid (Mark IV) (RH - Opp. Rot.) 1977-92	27-8M0050224	27- 46820
883281R50	GM V-8, 454 cid (L29) 1998 and newer	27-803184	27- 46820
MerCruiser 8.1 Liter V-8			
8M0173775	GM V-8, 8.1-L 496 cid 2001and newer	27-881633T01	27- 46820
8M0173776	GM V-8, 8.1-L 496 cid H.O.(High-Output) 2001-up	27-881633T01	27- 46820
MerCruiser 8.2 Liter V-8			
8M0062846	GM V-8, 502 cid (Gen V) carb 1992-1996	27-8M0073380	27- 46820
8M0062846	GM V-8, 502 cid (Gen V) MPI 1992-1996	27-805403A 1	27- 46820
8M0062846	GM V-8, 502 cid (Gen VI) 1996 and newer	27-805403A 1	27- 46820

SERIAL TAG LOCATION


Example Image of Tag



MERCURUISER

Reman Serial Tag Location

Serial Tag for Reman Pro-Series Longblocks and Plus Series engines is attached to the block close to the starter



MERCURUISER

Different Brand Logos Used

Mercury Remanufacturing

- Remanufactured Plus Series Engines
- Verado Powerheads




Quicksilver Remanufacturing

- Remanufactured Pro-Series Longblocks
- Remanufactured Racing-Series Longblocks
- Remanufactured Crate Engines




Quicksilver

- New 350 Crate Engines




MERCURUISER

Serial tag location for transmissions




MERCURUISER



MERCURISER

Serial tag location – Bravo drive

MERCURISER



ENGINE IDENTIFICATION SHEET

4.3L ENGINE IDENTIFICATION



“Identification Tips” for MerCruiser 4.3L Longblocks

1986 – 1992 14149R5

Non-balance shaft, with a mechanical fuel pump, a roller camshaft, and one piece rear seal.

- A. Easily identified by metal 10 bolt short front cover similar to 5.7L.
- B. Some non-balance shaft engines were produced without a manual fuel pump. This engine will fit either application with a fuel pump cover if manual fuel pump is not needed.
- C. All 12 intake manifold bolts are at 90 degree angle to cylinder head machined surface.

1993– 1995 806347R5

Balance shaft, no mechanical fuel pump, roller camshaft one piece rear seal.

- A. Easily identified by tall metal 10 bolt front cover different from 5.7L.
- B. All 12 intake manifold bolts are at 90 degree angle to cylinder head machined surface.

1996– 1998 807736R5

Balance shaft, no mechanical fuel pump, roller camshaft, one piece rear seal, “Vortec” cylinder heads with rocker ball & stud valve train.

- A. “Vortec” heads are easily identified. Only 2 bolts per corner on intake manifold. (8-total).
- B. The older crankshafts rear-flange are **0.123” longer**, and have a small pilot bushing hole on the back side.
- C. Plastic 6 bolt front cover.

1999– 2002 864256R05 (MPI) or 862757R01 (Carb/TBI)

Balance shaft, no mechanical fuel pump, roller camshaft, one piece rear seal, “Vortec” cylinder heads with roller rocker arm valve train.

- A. “Vortec” heads are easily identified. Only 2 bolts per corner of intake manifold. (8-total).
- B. The cylinder head actually went to the “roller rocker arm” in 2000. Mercury Remanufacturing has elected to change coverage to coincide with the 1998/1999 crankshaft change as the customer would have to change flywheels to coincide with the crankshaft used. The 1999 customers will actually get a product improvement with the roller rocker arms and will not have to make any changes to their current parts.
- C. The crankshaft has a **0.123” shorter** rear flange and larger pilot bushing than previous versions.
- D. Plastic 6 bolt front cover.



MERCURY
Remanufacturing



“Identification Tips” for MerCruiser 5.0L & 5.7L Longblocks

Over the years there have been several changes to the GM 5.0-Liter and 5.7-Liter engine blocks. Often making it difficult to positively identify which version a technician is working on, and the appropriate parts required to complete any necessary repairs. Hopefully, this will help to take some of the mystery out of the identification process.

1986 & Earlier

- A. All 12 of the intake manifold bolts are installed at a 90-degree angle to the block.
- B. The valve cover bolts are installed at the perimeter of the head.
- C. Crankshafts utilize a 2-piece rear-main seal.
- D. These blocks are machined to operate a mechanical fuel pump.

Note: In 1986 there was a limited production run with a one-piece rear-main seal, perimeter valve-cover bolts, and 90-degree bolt pattern for the intake manifold.

1987 thru 1995

- A. 8 of the 12 intake manifold bolts are installed at a 90-degree angle to the block. The other 4 bolts are installed at a 72-degree angle.
- B. The valve cover bolts are installed in the center of the head.
- C. Crankshafts utilize a 1-piece rear-main seal.
- D. These blocks are machined to operate a mechanical fuel pump.

Note: During 1996 and 1997 the 350-Magnum (carb) and a limited production of the 5.7-Liter EFI throttle body utilized this (non-Gen+) designed roller-cam engine.


1996 & Newer (Gen+)

- A. All 8 intake manifold bolts are installed vertically. (Straight-up and down)
See MerCruiser Service Bulletin # 97-1 for proper torque procedures and specification.
- B. The valve cover bolts are installed in the center of the head.
- C. Crankshafts utilize a 1-piece rear-main seal.
- D. Timing covers are plastic.
- E. Engines are fit with electric fuel pumps.

Note 1: During 1996 and 1997 the 350-Magnum (carb) and a limited production of the 5.7-Liter EFI throttle body utilized the 1987 thru 1995 engine block as stated above.

BIG BLOCK ENGINE IDENTIFICATION

Identification tips for MerCruiser Big Block Engines.



MERCURISER

1991 and earlier Mark IV 454/7.4L

Two piece rear main seal on crankshaft, $\frac{3}{4}$ in pipe plug in the front and rear of each cylinder head, stamped steel 10 bolt front cover. Stamped Steel valve covers, flat tappet camshaft

1991-1996 Gen V 454/7.4L & 502/8.2L

One piece rear main seal, 10 bolt stamped steel front cover, flat tappet camshaft, cast aluminum valve covers.

1996-2002 Gen VI 454/7.4L & 502/8.2L

One piece rear main seal, 6 bolt cast aluminum front cover, roller camshaft, cast aluminum valve covers

2002-2008 496/8.1L

One piece rear main seal, cast aluminum valve covers with coil bracket mounts, crankshaft position sensor at rear of crankcase, roller camshaft, cast aluminum oil pan.

OIL PRIMING INSTRUCTIONS



Oil System Priming for Remanufactured Engines and Longblocks

All MerCruiser remanufactured 4-cycle engines and longblocks are temporarily fit with electrical, cooling, and fuel systems to perform a series of "Hot-Test" validations for quality control purposes. After the tests, the engine oil drains back into the pan and loses its lubrication value for the bearings, valve-train, and cylinder walls. As shipped, the remanufactured engine or longblock is therefore presumed to be dry.

IMPORTANT: This oil priming procedure is required for all remanufactured engines (including longblocks) prior to initial engine start-up to reduce the potential for premature bearing failures. Evidence of non-compliance could result in the denial of a warranty claim.

There are two methods to prime an engine prior to ignition. Although one is preferred, either may be used.

1. Prime using an engine oil priming tool (available at automotive parts stores; obtain locally). This is the preferred method.
2. Prime using a remote starter switch.

Remote Starter Switch	91- 52024A 1
-----------------------	--------------

Using an Engine Oil Priming Tool

1. Fill the engine crankcase to the proper level with the recommended synthetic blend engine oil.

Qty.	Description	Part Number
AR	Synthetic Blend MerCruiser Engine Oil, FC-W Certified, SAE 25W40	8M0086226

2. Remove the complete distributor assembly, being certain to mark it for proper reinstallation. Refer to the applicable MerCruiser Service Manual for details.
3. Install the oil priming tool into the distributor bore and onto the oil pump shaft.
4. Rotate the oil pump with an electric drill until oil pressure registers on an oil pressure gauge. Oil pressure will typically register within two minutes of running the drill.
5. Remove the priming tool and reinstall the distributor according to instructions provided in the applicable MerCruiser Service Manual.

Using a Remote Starter Switch

1. Fill the engine crankcase to the proper level with the recommended synthetic blend engine oil.

Qty.	Description	Part Number
AR	Synthetic Blend MerCruiser Engine Oil, FC-W Certified, SAE 25W40	8M0086226

2. Remove all spark plugs.
NOTE: Tag spark plug wires with temporary labels, as necessary to ensure that they are reconnected correctly.
3. Disconnect the coil wire from the distributor and connect it to a good ground.
IMPORTANT: Ensure that the ignition key is in the OFF position.
4. Connect the remote starter switch to the large, 12 V terminal (typically a red battery cable) and the small terminal (yellow/red cable) on the starter motor.
IMPORTANT: It is possible to perform this procedure using the boat's key switch instead of a remote starter switch. Should you choose this option, make certain that you disconnect the purple wire from the coil before turning the key. Protect the purple wire's connector with electrical tape to avoid accidentally grounding the wire.
5. Prime the oil pump and passages:
 - a. Crank the engine for approximately 15-18 seconds.
 - b. Let the starter motor cool down for one minute before cycling again.
 - c. Repeat this process until oil pressure registers on an oil pressure gauge. Oil pressure will typically register within six or seven cycles of cranking and cooling the starter motor.
6. Remove the remote starter switch (or reconnect the purple wire to the ignition coil, if using the boat's key switch).
7. Install the spark plugs and plug wires.
NOTE: Ensure that all plug wires are connected to the proper cylinders and that they are correctly routed. Remove any temporary labels.
8. Supply the seawater pump with cooling water.
9. Start the engine to verify oil pressure.

MERCruiser

ENGINE BREAK-IN PROCEDURES



"Break-In" Procedures for 4-cycle MerCruiser Engines

IMPORTANT: The first 20-hours of operation will have a dramatic affect relative to overall engine performance and expected engine life. Proper break-in practices reduce the potential for excessive oil consumption. It also helps to achieve better engine performance levels for a longer period of time.

FIRST 20-HOURS:

1. Do **NOT** operate the engine below 1500 rpm for extended periods of time. Shift into gear as soon as possible after starting the engine. Advance the throttle above 1500 rpm **if conditions permit safe operation.**
2. Do **NOT** operate at one continuous speed for extended periods of time. Vary the throttle position every ten to fifteen minutes.
3. Do **NOT** exceed $\frac{3}{4}$ throttle during the first 10 hours of operation. During the next 10 hours you may occasionally operate at full throttle for no more than 5-minutes as a time.
4. Do **NOT** operate at full throttle until the engine reaches normal operating temperatures.
5. Avoid full throttle acceleration from an IDLE speed.

AFTER FIRST 20-HOURS:

To help extend the engine life for a remanufactured MerCruiser engine, consider the following recommendations.

1. Install and maintain the correct propeller for the application. Make sure the prop allows the engine to operate at (or near) the top of its specified Wide-Open-Throttle rpm range. Refer to the Owner's Manual, or consult with your marine dealer to determine the correct prop for the application.
2. Refrain from extended periods of Wide-Open-Throttle. We recommend cruising at $\frac{3}{4}$ throttle or below for longer term operation.
3. Change the oil and filter regularly. Refer to the Specifications and Maintenance section of the MerCruiser Owners Guide for recommendations.

CORROSION - LOOK AND COMPARE



**Invest in your fun.
Buy authentic Mercury MerCruiser Sterndrives**


While aftermarket Sterndrives can cost less and fit like the originals, a recent lab test demonstrates the value of buying authentic Mercury MerCruiser Sterndrives.

MERCUISER



MerCruiser - Alpha One®

Every day for one year, each drive was immersed in a swirling tide of saltwater in Mercury's Florida test facility pool, and then pulled out to air dry. After 52 weeks of exposure to the elements, the aftermarket drive exhibited markedly more paint flaking and corrosion. The corrosion is especially noticeable near the vulnerable engine mounting bracket.



Aftermarket

Mercury's corrosion-resistant, low-copper aluminum alloy and superior paint protect the MerCruiser Alpha drive against paint flaking and disintegration, resulting in a still-shiny, protected drive at the end of 52 weeks of air and saltwater exposure.

Invest in your fun and buy Mercury Marine-made MerCruiser Sterndrives.

You get what you pay for.

STERNDRIVE AVAILABLE GEAR RATIOS

<u>Alpha Gen II</u>	<u>Single Gear Ratio</u>	<u>High Altitude Gear Ratio</u>	<u>Twin Gear Ratio</u>
3.0L	2.00:1	2.40:1	2.00:1
3.0L MPI	2.00:1	2.40:1	2.00:1
4.3L 2bbl	1.81:1	2.00:1	1.81:1
4.3L 4bbl	1.62:1	1.81:1	1.62:1
4.3L MPI	1.62:1	1.81:1	1.62:1
4.5L - 200	1.81:1	2.00:1	1.81:1
4.5L - 250	1.62:1	1.81:1	1.62:1
5.0 MPI	1.62:1	1.81:1	1.62:1
350 Mag MPI	1.47:1	1.62:1	1.47:1
357 4bbl	1.47:1	1.62:1	1.47:1
<u>Bravo One</u>	<u>Single Gear Ratio</u>	<u>High Altitude Gear Ratio</u>	<u>Twin Gear Ratio</u>
4.5L - 250	1.50:1	1.65:1	1.50:1
5.0 MPI	1.65:1	-	1.50:1
357 Mag 4bbl	1.50:1	1.65:1	1.50:1
350 Mag MPI	1.65:1	-	1.50:1
377 Mag MPI	1.65:1	-	1.50:1
383 Mag MPI	1.65:1	-	1.50:1
383 4bbl	1.50:1	1.65:1	1.50:1
6.2L - 300	1.50:1	1.65:1	1.36:1
6.2L - 350	1.50:1	1.65:1	1.36:1
7.4L/7.4L MPI/454 MPI	1.50:1	1.65:1	1.50:1
<u>Bravo One X</u>	<u>Single Gear Ratio</u>	<u>High Altitude Gear Ratio</u>	<u>Twin Gear Ratio</u>
409 MPI	1.65:1	-	1.65:1
8.2L Mag	1.50:1	1.65:1	1.50:1
8.2L Mag HO	1.50:1	1.65:1	1.50:1
540 Mag 4bbl	1.50:1	1.65:1	1.50:1
496 Mag	1.50:1	1.65:1	1.50:1
496 Mag HO	1.50:1	1.65:1	1.50:1
502/502 MPI	1.50:1	1.65:1	1.50:1
<u>Bravo One XR</u>	<u>Single Gear Ratio</u>	<u>High Altitude Gear Ratio</u>	<u>Twin Gear Ratio</u>
8.2L Mag	1.50:1	-	1.50:1
8.2L Mag HO	1.50:1	-	1.50:1
540 Mag 4bbl	1.50:1	-	1.50:1
496 Mag	1.50:1	-	1.50:1
496 Mag HO	1.50:1	-	1.50:1
<u>Bravo Two</u>	<u>Single Gear Ratio</u>	<u>High Altitude Gear Ratio</u>	<u>Twin Gear Ratio</u>
4.3L 2bbl	2.20:1	2.43:1	2.00:1
4.3L 4bbl	2.20:1	2.43:1	2.00:1
4.3L MPI	2.20:1	2.43:1	2.00:1
4.5L - 200	2.20:1	2.43:1	2.00:1
4.5L - 250	2.20:1	2.43:1	2.00:1
5.0 MPI	2.20:1	2.43:1	2.00:1
357 Mag 4bbl	2.20:1	2.43:1	2.00:1
350 Mag MPI	2.20:1	2.43:1	2.00:1
377 Mag MPI	2.20:1	2.43:1	2.00:1
383 Mag MPI	2.20:1	2.43:1	2.00:1

MERCURISER

STERNDRIVE AVAILABLE GEAR RATIOS

MERCUISER

<u>Bravo Two</u>	<u>Single Gear Ratio</u>	<u>High Altitude Gear Ratio</u>	<u>Twin Gear Ratio</u>
383 4bbl	2.20:1	2.43:1	2.00:1
6.2L - 300	2.20:1	2.43:1	2.00:1
6.2L - 350	2.00:1	2.20:1	1.81:1
7.4L/7.4L MPI/454 MPI	1.81:1	2.00:1	1.81:1

<u>Bravo Two X</u>	<u>Single Gear Ratio</u>	<u>High Altitude Gear Ratio</u>	<u>Twin Gear Ratio</u>
383 4bbl	1.81:1	2.00:1	1.81:1
409 MPI	2.20:1	-	2.20:1
8.2L Mag	1.81:1	2.00:1	1.81:1
8.2L Mag HO	1.81:1	2.00:1	1.81:1
540 Mag 4bbl	1.81:1	2.00:1	1.81:1
496 Mag	1.81:1	2.00:1	1.81:1
496 Mag HO	1.81:1	2.00:1	1.81:1
502/502 MPI	1.81:1	2.00:1	1.81:1

<u>Bravo Three</u>	<u>Single Gear Ratio</u>	<u>High Altitude Gear Ratio</u>	<u>Twin Gear Ratio</u>
4.3L 2bbl	2.43:1	-	2.20:1
4.3L 4bbl	2.20:1	2.43:1	2.00:1
4.3L MPI	2.20:1	2.43:1	2.00:1
4.5L - 200	2.43:1	-	2.20:1
4.5L - 250	2.20:1	2.43:1	2.00:1
5.0 MPI	2.20:1	2.43:1	2.00:1
357 Mag 4bbl	2.20:1	2.43:1	2.00:1
350 Mag MPI	2.20:1	2.43:1	2.00:1
377 Mag MPI	2.20:1	2.43:1	2.00:1
383 Mag MPI	2.20:1	2.43:1	2.00:1
383 4bbl*	1.81:1/2.20:1*	2.00:1/2.43:1*	1.81:1/2.00:1*
6.2L - 300	2.20:1	2.43:1	2.00:1
6.2L - 350	2.00:1	2.20:1	1.81:1
7.4L/7.4L MPI/454 MPI	1.81:1	2.00:1	1.81:1

*Use numerically smaller ratio for boats over 55 mph, and numerically larger ratio for boats under 55 mph.

<u>Bravo Three X</u>	<u>Single Gear Ratio</u>	<u>High Altitude Gear Ratio</u>	<u>Twin Gear Ratio</u>
383 4bbl	1.81:1	2.00:1	1.81:1
409 MPI	2.20:1	2.43:1	2.20:1
8.2L Mag**	1.81:1	2.00:1	1.81:1**
8.2L Mag HO**	1.81:1	2.00:1	1.81:1**
540 Mag 4bbl	1.81:1	2.00:1	1.81:1
496 Mag**	1.81:1	2.00:1	1.81:1**
496 Mag HO**	1.81:1	2.00:1	1.81:1**
502/502 MPI	1.81:1	2.00:1	1.81:1

<u>Bravo Three XR</u>	<u>Single Gear Ratio</u>	<u>High Altitude Gear Ratio</u>	<u>Twin Gear Ratio</u>
8.2L Mag**	1.81:1	2.00:1	1.65:1**
8.2L Mag HO**	1.81:1	2.00:1	1.65:1**
540 Mag 4bbl	1.81:1	2.00:1	1.65:1
496 Mag**	1.81:1	2.00:1	1.81:1**
496 Mag HO**	1.81:1	2.00:1	1.81:1**

**Some 30,000#+ or 40'+ twin engine boats may require numerically larger ratios to plane. Call for assistance.


QUICKSILVER TRANSOM AND DRIVES - NEW



Alpha One® Gen II Transoms and Sterndrives

Quiet. Strong.
Durable.

- Corrosion Resistant
- 3-Year Limited Warranty
- Easily Serviced by Most Marine Dealers



QS Alpha One Gen II Transom 714-6-6100004P



QS Alpha One Gen II Sterndrive 2.00:1 714-5-51100007P
QS ALpha One Gen II Sterndrive 1.47:1 714-5-51100008P



MERCURISER



Standard Features

Reliability

- Spiral-cut steel bevel gears for quiet operation and durability.
- XK360 low-copper alloy for corrosion resistance.
- Tri-Paint System creates a tough, durable corrosion-resistant barrier.
- Armored trim lines protect hydraulic system from debris.
- Flow-Torq II Propeller Hub – The ‘Weekend Saver’ protects the entire drive from damage, not just the lower unit.

Performance

- Hydrodynamic lower unit produces little drag to slice through the water efficiently.
- Trim limit switch sets drive angle for maximum performance every time.
- Through-prop exhaust maximizes power and reduces noise levels.
- Wide range of 3-, 4-, and 5-blade propellers available in aluminum and stainless steel to maximize pulling power and top speed for any application.

Easy Ownership

- Drive Lube Monitor – Alarm warns if drive lube is low. Engine mounting allows easy inspection and fill without the cost to pull a boat from the water.
- Permalube® U-Joint – Virtually no maintenance required.
- Maintenance Free Hinge Pins – No added cost to pull a boat from the water.
- Greaseable Drive Coupler – No added cost to pull a boat from the water.
- Greaseable Gimbal Bearing – Do not need to remove the drive for service.

Technology

- Power Trim XD® automatically returns the drive to the water to maintain full control of boat in case of an emergency.
- Available MerCathode® kit monitors the galvanic potential of the drive and counteracts corrosion with a metered electrical charge providing continuous cathodic protection.
- Engine Guardian System® with MPI engines protects the drive from damage from low lubricant levels.

Sterndrive & Transom

Alpha Gen II

Nothing beats the Alpha for low-maintenance, value, and family fun on the water year after year. No wonder it is the world’s most popular sterndrive.

News & Notes

3-Year Limited Warranty now standard on Quicksilver Drives & Transoms.

Quicksilver Alpha Gen II Drive and Transom

Maximum Power Capacity	Transom 714-6-6100004P: 300 HP (230 kW) 2.00:1 Drive 714-5-51100007P: 135 HP (99 kW)
Lower Unit Design	Low-Drag Hydrodynamic Torpedo
Maximum Propeller Diameter	15-inches
Water Inlet Location	Strut
Clutch Type	Compact Dog Clutch with F-N-R
Drive Gear Ratios	2.00:1
Counter-Rotation	N/A
Upper Unit Gear Set	Precision Shimmed, Spiral Bevel Gear
Lower Unit Gear Set	Precision Shimmed, Spiral Bevel Gear
Propshaft Material	Heat-Treated Stainless Steel
Standard Exhaust Outlet	Through Propeller
Propeller Hub Type	Flo-Torq II Hub
Recommended Lubricant	Quicksilver High-Performance Gear Lube: 710-92-858064K01
Monitoring System	Engine-Mounted Lube Monitor w/ Audio Warning or Engine Guardian®
Corrosion Warranty	3-Year, Limited
Housing Construction	Corrosion-Resistant XK 360 Aluminum Low-Copper Alloy
Corrosion Protection	Tri-Paint, Anodes & MerCathode® as a Kit
Anode Type	Ultra-Pure Aluminum Anodes or Magnesium Anode Kit
Speedometer Pick-up	Integrated Into Lower Housing
Steering System	Single-Cylinder Power Steering with Anti-Feedback
Steering Range	560 Range Stop to Stop
U-Joint Type	Permalube® Virtually Maintenance-Free
Power Trim System	Twin-Cylinder Hydraulic Featuring Power Trim XD® Kick-up Return
Typical Trim Range	-50 to 150
Trim Limit Switch	Standard - Adjustable
Trailer Limit	530
Trim Hinge Pin Design	Permanently Lubricated – No Maintenance Required
Hydraulic Trim Lines	Stainless Steel Braided Armor
Drive Coupler	Greaseable From Inside Boat
Weights	Transom 714-6-6100004P: 89 lbs. (40 kg) Drive 714-5-51100007P: 85 lbs. (38 kg)



© 2022 Mercury Marine. All Rights Reserved. Reproduction in whole or in part without permission is prohibited.

MERCURISER

QUICKSILVER TRANSOM AND DRIVES - NEW

Quicksilver now offers 100% new OEM-quality replacement sterndrives and transoms for MerCruiser, Quicksilver and Mercury Remanufacturing sterndrive engines without an engine mounted seawater pump. Value repower doesn't mean compromise, as these systems are manufactured to exacting standards that deliver durable, quiet, and reliable performance. A Quicksilver Repower Reference Manual that covers all aspects of proper application and installation is included with each unit. Each unit comes with one year of P&A limited warranty. Quicksilver delivers performance, protection, and peace of mind.

QUICKSILVER STERNDRIVES

Using proprietary forged gear sets, Quicksilver Alpha One Gen II sterndrives provide years of durable and quiet operation for a safe and sophisticated boating experience like none other. Compatible with Flo-Torque II hubs & engines using remote drive lube reservoirs to protect your investment. Quicksilver sterndrives feature: perma-lube U-joints, corrosion resistant XK-360 alloy, a tri-paint protection system, stainless steel shafts, ultra-pure aluminum anodes and a genuine Quicksilver water pump impeller. Choose Quicksilver original parts because everything is riding on it. Use of Quicksilver High Performance Gear Lube is recommended to prevent corrosion and pitting.

ALPHA ONE GEN II



5-51100007P

2.00:1 ratio
Standard Rotation (RH)

Recommended for single installation 3.0L Alpha sterndrive engines up to 150 HP used in runabouts & pontoon boats. Not for use at high-altitudes (5,000+ ft).

5-51100008P

1.47:1 ratio Standard Rotation (RH)

Recommended for use with Quicksilver 350 MPI Alpha sterndrive engines

QUICKSILVER TRANSOM ASSEMBLY

Built to repower the most popular sterndrive engines in the world! Quicksilver transoms are compatible with MerCruiser, Quicksilver and Mercury Remanufacturing engines. A transom is one of the most important components powering a sterndrive boat because of the many critical systems that it manages:

- Steering actuation
 - Trim control, sensing, and limit
 - Exhaust management
 - Cooling water handling
 - Corrosion control
 - The important function of keeping water out of the boat
- With Quicksilver's original parts you get what you pay for.

TRANSOM ASSEMBLY



6-61000004P

1994-2016 Alpha One Gen II

For use with single or twin engine installations in boats up to 65 MPH using gas engines up to 300 HP using the Alpha One Gen II sterndrive.

MERCUISER

MERCRUISER STERNDRIVES - NEW

For more than 50 years the word "MerCruiser" has stood for sterndrive performance. Choose from more than 20 unique drive systems such as our Alpha One, the most popular sterndrive in the world, or our brawny Bravo Series drives. MerCruiser has the perfect drive system for you and your boat.

ALPHA DRIVES

ALPHA ONE – The Most Popular Sterndrive in the World. Single or twin applications up to 65 mph for gas engines up to 300 hp, Gen I and Gen II are available.

BRAVO DRIVES

BRAVO ONE – Great Performance Starts with Heart. Single, twin, triple applications over 100 mph for gas sterndrives up to 600 hp.

BRAVO TWO—Handle the Biggest Boats with Authority. Twin applications up to 55 mph for gas engines up to 450 hp.

BRAVO THREE—Efficient. Maneuverable. Unbeatable. Single or twin applications up to 65 mph for engines up to 525 hp.

STERNDRIVES - ALPHA ONE

NOTE: When using the Alpha One Sterndrive Assembly as a replacement on earlier (pre 1983) 4 & 6 cylinder inline models, it will be necessary to replace the standard yoke with a short U-joint yoke. This yoke is not included and must be removed from the old unit.

ALPHA ONE STERNDRIVE



5-5010130CP

Alpha One
1.30 ratio
Standard Rotation (RH)

5-5010147CP

Alpha One
1.47 ratio
Standard Rotation (RH)

5-5010162CP

Alpha One
1.62 ratio
Standard Rotation (RH)

5-5010181CP

Alpha One
1.81 ratio
Standard Rotation (RH)

5-5010194CP

Alpha One
1.94 ratio
Standard Rotation (RH)

STERNDRIVES - ALPHA ONE GEN II

ALPHA ONE GEN II STERNDRIVE



5-5121200TP

Alpha One Gen II
1.47 ratio
Standard Rotation (RH)

5-5111200TP

Alpha One Gen II
1.47 ratio
Counter Rotation (LH)

5-5121300TP

Alpha One Gen II
1.62 ratio
Standard Rotation (RH)

5-5111300TP

Alpha One Gen II
1.62 ratio
Counter Rotation (LH)

5-5121400TP

Alpha One Gen II
1.81 ratio
Standard Rotation (RH),

5-5111400TP

Alpha One Gen II
1.81 ratio
Counter Rotation (LH)

5-5121600TP

Alpha One Gen II
2.00 ratio
Standard Rotation (RH)

5-5111600TP

Alpha One Gen II
2.00:1 Ratio
Counter Rotation (LH)
(s/n 0W535509 and below)

5-5121700TP

Alpha One Gen II
2.40 ratio
Standard Rotation (RH)

STERNDRIVES - BRAVO ONE (CLASSIC)

Brand new and fresh from the factory, the classic Bravo sterndrive look is still available on selected p/n's. They feature all of the latest improvements to the cone clutch and machining improvements that make Bravo sterndrives best in class for shift smoothness and durable performance.

If the specific drive you are looking for is not listed, please refer to MerCruiser Service Bulletin 2005-11 for alternate options.

BRAVO ONE STERNDRIVE



5-5231200NP

Bravo One
1.50 ratio
with dual water pickup
(s/n 0W249999 and below)

STERNDRIVES - BRAVO ONE

BRAVO ONE STERNDRIVE



5-5231100TP

Bravo One
1.36 ratio with dual water pickup
(s/n 0W250000 & up)

5-5231200TP

Bravo One
1.50 ratio with dual water pickup
(s/n 0W250000 and up)

5-5231300TP

Bravo One
1.65 ratio with dual water pickup
(s/n 0W250000 and up)

5-5237100TP

Bravo One X
1.36 ratio with dual water pickup
(s/n 0W250000 and up)

5-5237200TP

Bravo One X
1.50 ratio with dual water pickup
(s/n 0W250000 and up)

5-5237300TP

Bravo One X
1.65 ratio with dual water pickup
(s/n 0W250000 and up)

5-5E31800TP

Bravo One XR
1.26 ratio with dual water pickup
(s/n 0W240000 and up)

5-5E31900UP

Bravo One XR
1.35 ratio with dual water pickup
(s/n 0W240000 and up)

5-5E31200UP

Bravo One XR
1.50 ratio with dual water pickup
(s/n 0W240000 and up)

STERNDRIVES - BRAVO ONE (SEACORE)

BRAVO ONE STERNDRIVE



5-5J31200TP

Bravo One - SeaCore
1.50 ratio with dual water pickup

5-5J31300TP

Bravo One - SeaCore
1.65 ratio with dual water pickup

5-5J37200TP

Bravo One X - SeaCore
1.50 ratio with dual water pickup

5-5J37300TP

Bravo One X - SeaCore
1.65 ratio with dual water pickup

5-52100003P

Bravo One XR - SeaCore
1.35 ratio with dual water pickup

5-5X32200TP

Bravo One XR - SeaCore
1.50 ratio with dual water pickup

STERNDRIVES - BRAVO TWO (CLASSIC)

Brand new and fresh from the factory, the classic Bravo sterndrive look is still available on selected p/n's. They feature all of the latest improvements to the cone clutch and machining improvements that make Bravo sterndrives best in class for shift smoothness and durable performance.

If the specific drive you are looking for is not listed, please refer to MerCruiser Service Bulletin 2005-11 for alternate options.

BRAVO TWO STERNDRIVE




5-5331600LP

Bravo Two
2.00 ratio
(s/n 0W249999 and below)

STERNDRIVES - BRAVO TWO

BRAVO TWO STERNDRIVE



5-5331200TP

Bravo Two
1.50 ratio
(s/n 0W250000 and up)

5-5331400TP

Bravo Two
1.81 ratio
(s/n 0W250000 and up)

5-5331600TP

Bravo Two
2.00 ratio
(s/n 0W250000 and up)

5-5331500TP

Bravo Two
2.20 ratio
(s/n 0W250000 and up)

5-5332200TP

Bravo Two X - Diesel
1.50 ratio
(s/n 0W250000 and up)

5-5332300TP

Bravo Two X - Diesel
1.65 ratio
(s/n 0W250000 and up)

5-5337400TP

Bravo Two X
1.81 ratio
(s/n 0W250000 and up)

5-5337600TP

Bravo Two X
2.00 ratio
(s/n 0W250000 and up)

5-5337500TP

Bravo Two X
2.20 ratio
(s/n 0W250000 and up)

BRAVO TWO STERNDRIVE



5-5T32300TP

Bravo Two XR - Diesel
1.65 ratio
(s/n 0W250000 and up)

STERNDRIVES - BRAVO TWO (SEACORE)

BRAVO TWO STERNDRIVE



5-5K31600TP

Bravo Two - SeaCore
2.00 ratio

5-5K31500TP

Bravo Two - SeaCore
2.20 ratio

5-5K32200TP

Bravo Two X - Diesel - SeaCore
1.50 ratio
(s/n 0W250000 and up)

5-5K32300TP

Bravo Two X - SeaCore, Diesel
1.65 ratio

5-5K37400TP

Bravo Two X - SeaCore
1.81 ratio

5-5K37600TP

Bravo Two X - SeaCore
2.00 ratio

5-5K32500TP

Bravo Two X - SeaCore, Diesel
2.20 ratio

STERNDRIVES - BRAVO THREE (CLASSIC)

Brand new and fresh from the factory, the classic Bravo sterndrive look is still available on selected p/n's. They feature all of the latest improvements to the cone clutch and machining improvements that make Bravo sterndrives best in class for shift smoothness and durable performance. If the specific drive you are looking for is not listed, please refer to MerCruiser Service Bulletin 2005-11 for alternate options.

BRAVO THREE STERNDRIVE



5-5441400LP

Bravo Three
1.81 ratio
(s/n 0W249999 and below)

5-5441600LP

Bravo Three
2.00 ratio
(s/n 0W249999 and below)

5-5441500LP

Bravo Three
2.20 ratio
(s/n 0W249999 and below)

STERNDRIVES - BRAVO THREE

BRAVO THREE STERNDRIVE



5-5441200TP

Bravo Three
1.50 ratio
(s/n 0W250000 and up)

5-5441400TP

Bravo Three
1.81 ratio
(s/n 0W250000 and up)

5-5441600TP

Bravo Three
2.00 ratio
(s/n 0W250000 and up)

5-5441500TP

Bravo Three
2.20 ratio
(s/n 0W250000 and up)

5-5441700TP

Bravo Three
2.43 ratio
(s/n 0W250000 and up)

BRAVO THREE STERNDRIVE



5-5442100TZ

Bravo Three X - Diesel, dual water pickup
1.36 ratio
(s/n 0W250000 and up)

5-5442200TZ

Bravo Three X - Diesel, dual water pickup
1.50 ratio
(s/n 0W250000 and up)

5-5442300TZ

Bravo Three X - Diesel, dual water pickup
1.65 ratio
(s/n 0W250000 and up)

BRAVO THREE STERNDRIVE



5-5447400TZ

Bravo Three X, dual water pickup
1.81 ratio
(s/n 0W250000 and up)

5-5447600TZ

Bravo Three X, dual water pickup
2.00 ratio
(s/n 0W250000 and up)

5-5447500TZ

Bravo Three X, dual water pickup
2.20 ratio
(s/n 0W250000 and up)

5-5H41300UP

Bravo Three XR, dual water pickup
1.65 ratio
(s/n 0W240000 and up)

5-5H41400UP

Bravo Three XR, dual water pickup
1.81 ratio
(s/n 0W240000 and up)

5-5H41600TZ

Bravo Three XR, dual water pickup
2.00 ratio
(s/n 0W240000 and up)

STERNDRIVES - BRAVO THREE (SEACORE)

BRAVO THREE STERNDRIVE



5-5L41300TP

Bravo Three - SeaCore
1.65 ratio

5-5L41400TP

Bravo Three - SeaCore
1.81 ratio

5-5L41600TP

Bravo Three - SeaCore
2.00 ratio

5-5L41500TP

Bravo Three - SeaCore
2.20 ratio

5-5L41700TP

Bravo Three - SeaCore
2.43 ratio

5-5L42100TP

Bravo Three X - Diesel - SeaCore
1.36 ratio

MERCUISER

5-5L42200TP

Bravo Three X - Diesel - SeaCore
1.50 ratio

5-5L42300TP

Bravo Three X - Diesel - SeaCore
1.65 ratio

5-5L47400TP

Bravo Three X - SeaCore
1.81 ratio

5-5L47600TP

Bravo Three X - SeaCore
2.00 ratio

5-5L47500TP

Bravo Three X - SeaCore
2.20 ratio

5-5M42300TP

Bravo Three XR - Diesel - SeaCore
1.65 ratio

5-5M41400TP

Bravo Three XR - SeaCore
1.81 ratio

5-5M41600TP

Bravo Three XR - SeaCore
2.00 ratio

DRIVESHAFT HOUSINGS - COMPLETE

NOTE: When using the Alpha One Driveshaft Housing Assembly as a replacement on earlier (pre 1983) 4 & 6 cylinder inline models, it will be necessary to replace the standard yoke with a short U-joint yoke (p/n 39385A 1). This yoke is not included and must be removed from the old unit or ordered separately.

ALPHA ONE DRIVESHAFT HOUSING - COMPLETE



1547- 9412A19

1.32 ratio
Fits MC-I, R, MR & Alpha One

1547- 9412A20

1.50 ratio
Fits MC-I, R, MR & Alpha One

1547- 9412A21

1.65 ratio
Fits MC-I, R, MR & Alpha One


1547- 9412A22

1.84 ratio
Fits MC-I, R, MR & Alpha One

1547- 9412A23

1.98 ratio
Fits MC-I, R, MR & Alpha One

ALPHA ONE GEN II DRIVESHAFT HOUSING - COMPLETE



1547-861063A12

1.47 ratio
Fits Alpha One Gen II

1547-861063A10

1.62 & 2.00 ratios
Fits Alpha One Gen II

1547-861063A 8

1.81 ratio
Fits Alpha One Gen II

1547-861063A 6

1.94 & 2.40 ratio
Fits Alpha One Gen II

BRAVO DRIVESHAFT HOUSING - COMPLETE



1589-863836A50

Fits Bravo I & Perf. (1.36), II (1.50 & 1.81) & III (1.36 & 1.81) (s/n OD469909-0W249999)

1589-863836A51

Fits Bravo I & Perf. (1.50), II (1.65 & 2.00) & III (1.50, 1.65 & 2.00) (s/n OD469920-0W249999)

1589-863836A52

Fits Bravo I & Perf. (1.65), II (2.20) & III (2.20 & 2.43 ratio) (s/n 0W249999 & below)

1589-863836A66

Fits Bravo I X & XZ (1.36), II X (1.50 & 1.81) & III X (1.36 & 1.81) (s/n 0M100001-0W249999)


1589-863836A67

Fits Bravo I X & XZ (1.50), II X (1.65 & 2.00) & III X (1.50, 1.65 & 2.00) (s/n 0M100001-0W249999)

1589-863836A56

Fits Bravo I XR (s/n 0M100001-0W239999)

BRAVO DRIVESHAFT HOUSING - COMPLETE



1589-865440H50

Fits Bravo I (1.36), II (1.50) & III (1.36) (s/n 0W250000 and up)

1589-865440H51

Fits Bravo I (1.50), II (1.65 & 2.00) & III (1.65 & 2.00) (s/n 0W250000 and up)

1589-865440H52

Fits Bravo I (1.65), II (2.20) & III (2.20 & 2.43 ratio) (s/n 0W250000 and up)

1589-865440H01

Fits Bravo II (1.81) & III (1.81) (s/n 0W250000 and up)

1589-865440H02

Fits Bravo III (1.50) (s/n 0W250000 and up)

BRAVO SEACORE DRIVESHAFT HOUSING - COMPLETE

1500-866458J01

SeaCore

Fits Bravo I (1.36), II (1.81) & III (1.36)

1500-866458J02

SeaCore

Fits Bravo I (1.50), II (2.00) & III (1.65 & 2.00)

1500-866458J03

SeaCore

Fits Bravo I (1.65), II (2.20) & III (2.20 & 2.43 ratio)

1500-866458J04

SeaCore

Fits Bravo II (1.81) & III (1.81)

BRAVO X DRIVESHAFT HOUSING - COMPLETE



1589-865440H66

Fits Bravo I X (1.36), II X (1.50 & 1.81) & III X (1.36 & 1.81) (s/n 0W250000 and up)

1589-865440H67

Fits Bravo I X (1.50), II X (1.65 & 2.00) & III X (1.50, 1.65 & 2.00) (s/n 0W250000 and up)

1589-865440H68

Fits Bravo I X (1.65), II X (2.20) & III X (2.20 & 2.43) (s/n 0W250000 and up)

1589-865440H56

Fits Bravo I XR (s/n 0W240000 and up)

1589-865440H73

Fits Bravo I XR with integrated transom (s/n 0W240000 and up)

BRAVO X SEACORE DRIVESHAFT HOUSING - COMPLETE

1500-866459J01

SeaCore

Fits Bravo I X (1.36), II X (1.50 & 1.81) & III X (1.36 & 1.81)

1500-866459J02

SeaCore

Fits Bravo I X (1.50), II X (1.65 & 2.00) & III X (1.50, 1.65 & 2.00)

1500-866459J03

SeaCore

Fits Bravo I X (1.65), II X (2.20) & III X (2.20)

1500-866459J04

SeaCore

Fits Bravo III XR (2.00)

DRIVESHAFT HOUSINGS - BASIC

ALPHA ONE GEN II DRIVESHAFT HOUSING



1547-861063A 4

Fits Alpha One Gen II (s/n 0L100040 and up)

BRAVO DRIVESHAFT HOUSING



1589-8868A15

Fits Bravo I (s/n 0B664190-0D469908)

1589-8868G21

Fits Bravo I (s/n 0D469909 - 0L999999)
Fits Bravo II (s/n 0B664190 - 0L999999)
Fits Bravo III (s/n 0D784124 - 0L999999)


1589-864571A72

Fits Bravo I/II/III (s/n 0M100001-0W249999)

1589-864571A70

Fits Bravo I/II/III X & XR/XZ (s/n 0M100001-0W239999)

BRAVO DRIVESHAFT HOUSING



1589-865440H72

Fits Bravo I/II/III (s/n 0W250000 and up)

1500-866458J00

SeaCore

Fits Bravo I/II/III

MERCUISER

BRAVO DRIVESHAFT HOUSING



1589-865440H70

Fits Bravo I/II/III X & XR (s/n 0W240000 and up)

1500-866459J00

SeaCore

Fits Bravo I/II/III X & XR

GEAR HOUSINGS - COMPLETE

ALPHA ONE GEAR HOUSING - COMPLETE



1623- 8951A43

Standard Rotation (RH)
Fits R, MR & Alpha One

1623- 8951A33

Counter Rotation (LH)
Fits MR & Alpha One

ALPHA ONE GEN II GEAR HOUSING - COMPLETE



1623-815822A53

1.47, 1.62, 1.81 & 1.94 ratio
Standard Rotation (RH)
Fits Alpha One Gen II

1623-815822A47

1.47, 1.62, 1.81 & 1.94 ratio
Counter Rotation (LH)
Fits Alpha One Gen II

1623-815822A55

2.00 & 2.40 ratio
Standard Rotation (RH)
Fits Alpha One Gen II

1623-815822A52

2.00 ratio
Counter Rotation (LH)
Fits Alpha One Gen II

BRAVO ONE GEAR HOUSING - COMPLETE



1656- 8866A63

With dual water pickup
1.36, 1.50 & 1.65 ratio
Fits Bravo I (s/n 0D649909 & up) & I X drives

1656- 8866J01

SeaCore
With dual water pickup
1.36, 1.50 & 1.65 ratio
Fits Bravo I & I X drives

1656- 8866A83

With heavy duty propshaft and dual water pickup
Fits Bravo I XR (1.35)

1656- 8866A62

With heavy duty propshaft and dual water pickup
Fits Bravo I XR (1.50) & XZ (1.36 & 1.50)

BRAVO TWO GEAR HOUSING - COMPLETE



1641- 8294A19

1.50 & 1.65 ratio
Fits Bravo II (s/n 0D469920 & up) & II X

1641- 8294A16

1.81, 2.00 & 2.20 ratio
Fits Bravo II (s/n 0D469920 & up) & II X

1641- 8294J02

SeaCore
1.65 ratio
Fits Bravo II X

1641- 8294J01

SeaCore
1.81, 2.00 & 2.20 ratio
Fits Bravo II & IIX

BRAVO THREE GEAR HOUSING - COMPLETE



1656-8M0046733

1.36 & 1.50 ratio, dual water pickup
Fits Bravo III (s/n 0D784124 and up) & III X

1656-8M0046735

1.65 ratio, dual water pickup
Fits Bravo III (s/n 0D784124 and up) & III X. Also fits Bravo III XR - 1.65 ratio (0W240000 & up)

1656-8M0046738

1.81, 2.00 & 2.20 ratio, dual water pickup
Fits Bravo III X (s/n 0W240000 & up). Also fits Bravo III XR - 2.00 ratio (0W240000 & up)

1656-8M0046682

2.43 ratio, dual water pickup
Fits Bravo III (s/n 0D784124 and up) & III X

1656-8M0046831

1.81 ratio, dual water pickup
Fits Bravo III XR (s/n 0W240000 and up)

1656- 8866J08

SeaCore
1.36 & 1.50 ratio
Fits Bravo III X

1656- 8866J24

SeaCore
1.65 ratio
Fits Bravo III & III X

1656- 8866J09

SeaCore
1.81, 2.00 & 2.20 ratio
Fits Bravo III & III X. Also fits Bravo III XR - 2.00 ratio

1656- 8866J07

SeaCore
1.81 ratio
Fits Bravo III XR - 1.81 ratio

1656- 8866J25

SeaCore
2.43 ratio
Fits Bravo III

GEAR HOUSINGS - BASIC

MC-I/R GEAR HOUSING



1623- 5356A 4

Fits MC-I & R drives

ALPHA ONE GEAR HOUSING



1623- 8951A37

Standard Rotation (RH)
Fits MR & Alpha One

1623- 8951A39

Counter Rotation (LH)
Fits MR & Alpha One

ALPHA ONE GEN II GEAR HOUSING



1623-815822A30

Standard Rotation (RH)
Fits Alpha One Gen II (s/n 0D469859-0F679999)

1623-815822A28

Counter Rotation (LH)
Fits Alpha One Gen II (s/n 0D469859-0F679999)

1623-815822A36

Standard or Counter Rotation
Fits Alpha One Gen II (s/n 0F680000 and up)


BRAVO ONE GEAR HOUSING



1656- 8866A11

Fits Bravo I (s/n 0D469908 & below)

BRAVO ONE GEAR HOUSING



1656- 8866A64

With dual water pickup
Fits Bravo I (s/n 0D469909 & up) & X/XR/XZ

1656- 8866J00

SeaCore
With dual water pickup
Fits Bravo I & I X

BRAVO TWO GEAR HOUSING



1641- 8294A14

Fits Bravo II (s/n 0D469920 & up)

1641- 8294J00

SeaCore
Fits Bravo II & IIX

MERCUISER

BRAVO THREE GEAR HOUSING



1656-8M0046683

Dual water pickup
Fits Bravo III (s/n 0D784124 and up)

1656- 8866J30

SeaCore
With dual water pickup
Fits Bravo III

MERCUISER


MERCUISER TRANSOMS - NEW

The transom assembly is the least discussed component but inarguably, one of the most important. This holds true for every MerCruiser sterndrive application. Most people's repower focus is on the engine and sterndrive. However, the transom delivers the cooling water, manages the exhaust, serves as the primary engine mount, controls the steering, manages the trim system, delivers MerCathode corrosion protection, and serves as the conduit for speed and trim control. The transom also serves the important function of sealing seawater outside the boat.

When you consider the importance and value of this critical component, make sure to also consider the condition of your present transom assembly. Taking care of a transom during a repower may save from lost time on the water later.

TRANSOM ASSEMBLY - ALPHA

TRANSOM ASSEMBLY



6-601000CP

1982-1990 Alpha One

6-601000DP

1991-1993 Alpha One Gen II

6-6100005P


Includes complete power trim pump
1994-2016 Alpha One Gen II

6-6100002P

Alpha One Gen II - Digital.
Mercury 4.5L V6 Engine

TRANSOM ASSEMBLY - BRAVO

TRANSOM ASSEMBLY



6-6311002NZ

Bravo, Magnum
Used with 4.3L, 5.0L 350, 357, 377, 383, 5.7L, 6.2L non-DTS engines

6-62000010P

Bravo, Digital.
Used with 4.5, 6.2L (2016 and newer), 8.2L, 8.2L H.O. & DTS engines.

6-6315002TP

Bravo, SmartCraft
Used with 496 & 496 H.O.

6-6345002TP

Bravo, Magnum - Axis Gen I
Used with 5.0L, 350 Mag, 377 Mag, 496 & HO MPI engines w/ Axis Gen I steering

TRANSOM ASSEMBLY



6-6511002NZ


Bravo, Heavy Duty (w/o sender)
Used with Racing Products engines

6-62000091

Bravo, Heavy Duty w/ digital sender
Used with Racing Products engines

TRANSOM ASSEMBLY - BRAVO (SEACORE)

TRANSOM ASSEMBLY



6-6911002TP

Bravo, Magnum - Seacore
Used with SeaCore 4.3L, 5.0L, 350, & 377 non-DTS engines

6-62000012P

Bravo, Digital, SeaCore
Used with SeaCore 4.5L, 6.2L (2016 & newer), 8.2L, 8.2L H.O. & DTS engines

6-6A15002TP

Bravo, SmartCraft - Seacore
Used with SeaCore 496 & 496 H.O. engines

6-6A45002TP

Bravo, SmartCraft - SeaCore Axis Gen I

INBOARD TRANSMISSIONS - NEW

A Quicksilver exclusive, 100% new mechanical transmission assemblies offer the best value on the market by delivering: INCLUDED rigging content worth over \$1500, mounting hardware, fluid-filled and factory tested. This means everything is ready to go to install a complete inboard using a bobtail Plus Series engine. The transmission assemblies include:

- Transmission mounting brackets, trunions and hardware
- Transmission mounts
- Heavy duty copper cooler
- Transmission fluid hoses
- Shift bracket and hardware
- Gear indicator switch
- High temperature switch
- Fresh coat of phantom black paint

The typical application is for MerCruiser, Quicksilver and Mercury Remanufacturing gasoline inboard engines. Engine couplers may need to be changed based on the transmission and application. In general spring plate couplers are used for inline or co-axial transmissions, and dual-stage couplers for V-Drive and Down-Angle transmissions. If using on an existing engine, a new coupler is recommended when using a new transmission. Also, please be sure to install and properly adjust new premium shift cables as the #1 clutch failure is from improperly adjusted shift cables that can result in severe transmission damage. Propshaft couplers need to be sourced separately.


As a side note, ZF 63 series transmissions are in process of converting to ZF 68 series transmissions. Some SKU's of ZF 63 series may need to convert to ZF 68 series at the time of order. There is a price difference to consider. Quicksilver will offer the value offered by the ZF 63 series for as long as they are available.

Now available for the first time, quarts of Quicksilver marine transmission fluid. A special formulation of marine transmission fluid for heavy-duty marine transmission use that exceeds Dextron II & III specifications.

MERCURISER

ZF/HURTH 45C DIRECT ACROSS

TRANSMISSION ASSEMBLY



8M0188305

Completely dressed. Brand new ZF 45C Coaxial inboard transmission. Includes oil cooler, hoses, and mounting hardware. 4" output flange. Recommended for light boat applications (<5000#) with engines up to 350 HP @ 5000 RPM.

Replaces ZF 45C & Borg Warner 71C Series Direct Drive Transmission with 1.00 Gear Ratio on light boats using 5.7L, 6.2L, & 383 small block engines.

ZF 68A DOWN-ANGLE TRANSMISSION ASSEMBLIES

TRANSMISSION ASSEMBLY

8M0188308

Completely dressed, brand new Down-Angle Inboard Transmission. Includes oil cooler, hoses and mounting hardware.

Standard (right-hand) Rotation

Replaces ZF / Hurth HSW630A 1 Transmission with 1.50:1 Gear Ratio.

8M0188309

Completely dressed, brand new Down-Angle Inboard Transmission. Includes oil cooler, hoses and mounting hardware.

Standard (right-hand) Rotation

Replaces ZF / Hurth HSW630A 1 Transmission with 2.00:1 Gear Ratio.

8M0188310

Completely dressed, brand new Down-Angle Inboard Transmission. Includes oil cooler, hoses and mounting hardware.

Standard (right-hand) Rotation

Replaces ZF / Hurth HSW630A 1 Transmission with 2.50:1 Gear Ratio.

8M0188311

Completely dressed, brand-new ZF 68A Down-Angle Inboard Transmission.

Includes oil cooler, hoses and mounting hardware.

This is a full power reverse transmission.

Replaces ZF / Hurth 63A & 68A transmissions with 2.7:1 Gear Ratio.

ZF 68V V-DRIVE TRANSMISSION ASSEMBLIES

TRANSMISSION ASSEMBLY

8M0188312

Completely dressed, brand new V-Drive Inboard Transmission. Includes oil cooler, hoses and mounting hardware.

Standard (right-hand) Rotation

Replaces ZF / Hurth HSW630V1 Transmission with 1.50:1 Gear Ratio.

8M0188313

Completely dressed, brand new V-Drive Inboard Transmission. Includes oil cooler, hoses and mounting hardware.

Standard (right-hand) Rotation

Replaces ZF / Hurth HSW630V1 Transmission with 2.00:1 Gear Ratio.

8M0188314

Completely dressed, brand new V-Drive Inboard Transmission. Includes oil cooler, hoses and mounting hardware.

Standard (right-hand) Rotation

Replaces ZF / Hurth HSW630V1 Transmission with 2.50:1 Gear Ratio.

BORG WARNER / VELVET DRIVE DIRECT-ACROSS

TRANSMISSION ASSEMBLY



8M0129098

Completely dressed. Brand new Quicksilver exclusive 6-PAK Heavy Duty 71C Coaxial inboard transmission machined for and assembled with 6 forward gear heavy duty clutches and increased clutch pressure. Includes oil cooler, hoses, and mounting hardware. 4" output flange. Recommended for heavy boat applications (5000-15,000#) with engines up to 450 HP @ 6000 RPM.


Replaces Borg Warner 71C Series Direct Drive Transmission with 1.00 Gear Ratio where heavy boat loading is required using 5.7L, 6.2L, & 383 small block engines.

INBOARD TRANSMISSIONS - REMAN

Mercury Remanufacturing provides a high-quality selection of ZF/Hurth and Borg Warner Transmissions. Every Transmission is completely disassembled, inspected, carefully cleaned and reassembled utilizing 100% OEM components. With a One-Year Factory Limited Warranty, Inboard Transmissions from Mercury Remanufacturing can be installed with complete confidence.

ZF / HURTH 630A DOWN ANGLE TRANSMISSIONS -REMAN

TRANSMISSION ASSEMBLY



863744R05

Remanufactured Down-Angle Inboard Transmission
Standard (right-hand) Rotation
Replaces ZF / Hurth HSW630A1 with 2.70:1 Gear Ratio.

BORG WARNER / VELVET DRIVE DOWN-ANGLE TRANSMISSIONS -REMAN

REMANUFACTURED VELVET DRIVE TRANSMISSION




805495R60

Remanufactured Borg Warner
Down-Angle Transmission
5000A Series, 2.80:1 Gear Ratio

ZF / HURTH 630 V-DRIVE TRANSMISSIONS -REMAN

TRANSMISSION ASSEMBLY



863745R03

Remanufactured V-Drive Inboards Transmission
Standard (right-hand) Rotation
Replaces ZF / Hurth HSW630V1 Transmissions with 2.00:1 Gear Ratio.

863745R04

Remanufactured V-Drive Inboard Transmission
Standard (right-hand) Rotation
Replaces ZF / Hurth HSW630V1 Transmissions with 2.50:1 Gear Ratio.

MERCURISER

CROSS REFERENCE CHARTS

ENGINE LONGBLOCK CROSS REFERENCE CHARTS

MerCruiser 3.0L / 181 Longblock

New Quicksilver P/N	Reman Pro-Series
87956A 1	N/A
87959A 1	N/A
805047A 1	N.L.A.
815510A 1	8M0062850
805052A 1	8M0062850
855401A 1	N/A
861633A 1	N/A
862065A 1	N/A
862755A 1	N/A
862755A 2	N/A
863814A 1	N/A
864626A01	N/A
864626A02	N/A

MerCruiser 3.7L / 470 Longblock

New Quicksilver P/N	Reman Pro-Series
72775A 3	N.L.A.
72775A10	N.L.A.
72775A14	N.L.A.
72775A16	N.L.A.

MerCruiser 4.3L / 262 Longblock

New Quicksilver P/N	Reman Pro-Series
9556	14149R50
9690	14149R50
12178A 1	14149R50
12179A 1	14149R50
13409A 1	14149R50
13410A 1	14149R50
14148A 1	14149R50
14149A 1	14149R50
807735A 1	807736R50
861730A 1	807736R50
862756A 1	807736R50
862757A 1	N/A
864256A 1	8M0063328
806346A 1	806347R50
806347A 1	806347R50
879150A31	N/A

MerCruiser 5.0L / 305 Longblock

New Quicksilver P/N	Reman Pro-Series
14153A 1	805636R50
805636A 1	805636R50
861447A 1	N.L.A.
862068A 1	N.L.A.
862758A 1	N.L.A.

New Quicksilver P/N	Reman Pro-Series
863660A 1	N.L.A.
863660A 2	N/A
864651A01	N.L.A.

MerCruiser 5.7L / 350 Longblock

New Quicksilver P/N	Reman Pro-Series
70867A 4	N.L.A.
73131A 3	N.L.A.
76211A 4	N.L.A.
78757A 3	N.L.A.
85400A 1	N.L.A.
87971A 1	N.L.A.
13415A 1	N.L.A.
14152A 1	883944R50
14155A 1	883944R50
14156A 1	N.L.A.
860186A 2	N.L.A.
864652A01	807449R50
821151A 1	807447R50
807447A 1	807447R50
806801A 1	807447R50
807449A 1	807449R50
862070A 2	807449R50
862760A 2	807449R50
863661A 1	807449R50
807315A 1	883944R50
860183A 1	807447R50
807448A 1	807447R50
863661A 2	N/A
864652A01	807449R50
866138A03	N/A
866138A05	N/A

MerCruiser 6.2L / 377 Longblock

New Quicksilver P/N	Reman Pro-Series
862760A 5	N.L.A.
862760A 4	N.L.A.
865108A01	N.L.A.
863851A 3	N/A
865108A02	N/A
879288A06	N/A

MerCruiser 7.4L / 454 Longblock

New Quicksilver P/N	Reman Pro-Series
78764A 4	N.L.A.
85403A 1	N.L.A.
87974A 1	N.L.A.
15891A 1	N.L.A.
18706A 1	N.L.A.
76279A 3	N.L.A.
78526A 3	N.L.A.
85420A 1	N.L.A.
87989A 1	N.L.A.

MERCURISER

New Quicksilver P/N	Reman Pro-Series
76280A 3	N.L.A.
78527A 3	N.L.A.
85423A 1	N.L.A.
87992A 1	N.L.A.
818243A 1	N.L.A.
806352A 1	N.L.A.
806360A 1	N.L.A.
807744A 1	N.L.A.
807744A 3	N.L.A.
818242R 1	806351R50
806351A 1	806351R50
807162A 1	N.L.A.
807739A 1	N.L.A.
861097A 1	883281R50
861097A 2	883281R50
807161A 1	806351R50
805540A 1	806351R50
806359A 1	806351R50

MerCruiser 8.1L / 496 Longblock

New Quicksilver P/N	Reman Pro-Series
862762A 1	8M0173775
863815A 1	8M0173775
863815A02	8M0173775
865273A01	8M0173775
865519A01	8M0173775
865752A01	8M0173775
862764A 1	8M0173776
863817A 1	8M0173776
863817A02	8M0173776
865275A01	8M0173776
865521A01	8M0173776
865754A01	8M0173776

MerCruiser 8.2L / 502 Longblock

New Quicksilver P/N	Reman Pro-Series
805539A 1	8M0062846
806353A 1	8M0062846
806361A 1	8M0062846
807745A 1	8M0062846
807745A 3	8M0062846
807745A05	8M0062846
841178A 1	N.L.A.
841178A05	N.L.A.
844200A08	N.L.A.
844500A 8	N.L.A.
844575A 7	N.L.A.
848170R09	N.L.A.
8M0045344	N/A

DRIVESHAFT HOUSING CROSS REFERENCE CHARTS

MerCruiser Driveshaft Housings

New P/N	Reman P/N
5523A 2	N.L.A.
8265A15	N.L.A.
9412A20	N.L.A.
9412A22	N.L.A.
861063A10	N.L.A.
815930A15	N.L.A.
815930A 5	N.L.A.
861063A 8	N.L.A.
815930A14	N.L.A.
815930A 4	N.L.A.
861063A 6	N.L.A.
815930A13	N.L.A.
815930A 3	N.L.A.
863836A50	1589-863836R50
8868G93	1589-863836R50
8868G63	1589-863836R50
863836A51	1589-863836R51
8868G19	1589-863836R51
8868G11	1589-863836R51
863836A52	1589-863836R52
8868H88	1589-863836R52
8868G17	1589-863836R52
863836A67	1589-863836R67
863836A54	1589-863836R67
8868H82	1589-863836R67
863836A56	N.L.A.
8868H80	N.L.A.

MERCURISER

MERCURISER GEAR HOUSING CROSS REFERENCE CHART

MerCruiser Gear Housing Assembly

New P/N	Reman P/N
4110A 4	N.L.A.
4110A 6	N.L.A.
815822A 5	N.L.A.
815822A 7	N.L.A.
815822A32	N.L.A.
815822A33	N.L.A.
815822A43	N.L.A.
815822A47	N.L.A.
815822A53	N.L.A.
8294A16	1641- 8294R16
8866A15	1656- 8866R63
8866A20	1656- 8866R04
8866A35	1656- 8866R04
8866A63	1656- 8866R63
8866A67	1656- 8866R04
8866G04	1656- 8866R04
8951A23	N.L.A.

CROSS REFERENCE CHARTS

New P/N	Reman P/N
8951A26	N.L.A.
8951A33	N.L.A.
8951A43	N.L.A.

INBOARD TRANSMISSION CROSS REFERENCE CHARTS


MerCruiser Inboard Transmissions

New P/N	Reman P/N
ZF-Hurth Down Angle Transmissions	
18900A 1	N.L.A.
18901A 1	N.L.A.
18902A 1	863744R04
862220A 1	863744R05
863744T 3	863744R04
863744T 4	863744R04
863744T 5	863744R05
ZF-Hurth V-Drive Transmissions	
814437A 1	N.L.A.
814438A 1	863745R03
814439A 1	863745R04
863745T 2	N.L.A.
863745T 3	863745R03
863745T 4	863745R04
Borg-Velvet / Direct Across Transmission	
47805	N.L.A.
47806	N.L.A.
47810	N.L.A.
47811	N.L.A.
47805A 7	N.L.A.
47806A 7	N.L.A.
47810A19	N.L.A.
47811A 7	N.L.A.
Borg-Velvet / Down Angle Transmission	
805495A 4	N.L.A.
805495A 5	N.L.A.
805495A 6	N.L.A.
805495A 7	805495R60
Borg-Velvet / V-Drive Transmission	
807481A 5	N.L.A.
807481A 6	N.L.A.
807481A 7	N.L.A.

MERCURISER

APPLICATION INFORMATION CHARTS

ALPHA REPOWER

		LIMITED WARRANTY	HORSEPOWER	EMISSION CONTROL TECHNOLOGY	DIGITAL THROTTLE & SHIFT	SMARTCRAFT COMPATIBLE	COOLING SYSTEM	10 OR 14 PIN BOAT HARNESS	RISER HEIGHT REQUIRED (IN.)	TRIM PUMP, Y-PIPE, & STEERING CYLINDER INCLUDED
MODEL	DESCRIPTION									
3.0L ALPHA REPOWER										
8M0187358	3.0 TKS ALPHA w/o PS - QUICKSILVER ENGINE*	1 YEAR	135	N	N	N	RWC	14	11"	N
8M0187350	QS 3.0L CARB CRATE ENGINE - 135 HP	1 YEAR	135	N	N	N	NA	14	11"	N
8M0187364	QS 3.0L LONGBLOCK - All Makes 1996 & UP - Carb & MC MPI	1 YEAR								
4.3L ALPHA REPOWER										
8M0187349	REMAN PLUS SERIES 4.3L ALPHA 4V EST	1 YEAR	225	N	N	N	RWC	10	13"	N
8M0188306	REMAN 4.3L LONGBLOCK - 2007 - 2016	1 YEAR								
8M0188294	REMAN 4.3L LONGBLOCK - MPI 2001 - 2007	1 YEAR								
8M0188293	REMAN 4.3L LONGBLOCK - 1996 - 1999	1 YEAR								
8M0188292	REMAN 4.3L LONGBLOCK - 1993 - 1996	1 YEAR								
4.5L - 200 & 250 ALPHA										
8M0114790	MERCURISER 4.5L LONGBLOCK 2014-Up	1 YEAR								
5.0L ALPHA REPOWER										
8M0187359	350 MPI ALPHA - QUICKSILVER ENGINE*	1 YEAR	300	N	N	Y	RWC	10	13"	N
8M0187349	REMAN PLUS SERIES 4.3L ALPHA 4V EST	1 YEAR	225	N	N	N	RWC	10	13"	N
8M0187351	QS 350 MPI CRATE ENGINE '05-'15, See MC SB 2018-01R1	1 YEAR	300	N	N	N	NA	10	13"	N
8M0187352	QS 350 MPI CRATE ENGINE '02-'04, See MC SB 2018-01R1	1 YEAR	300	N	N	N	NA	10	13"	N
5.7L 350 ALPHA REPOWER										
8M0187359	350 MPI ALPHA - QUICKSILVER ENGINE*	1 YEAR	300	N	N	Y	RWC	10	13"	N
8M0188295	MERCURY REMANUFACTURING - 350 MPI ALPHA	1 YEAR	300	N	N	Y	RWC	10	13"	N
8M0187351	QS 350 MPI CRATE ENGINE '05-'15	1 YEAR	300	N	N	N	NA	10	13"	N
8M0187352	QS 350 MPI CRATE ENGINE '02-'04	1 YEAR	300	N	N	N	NA	10	13"	N
8M0187365	QS 5.7L Longblock - GEN+ '96 - '04 - CPS & balancer included	1 YEAR								
8M0187366	QS 5.7L Longblock - '05 & UP - CPS & balancer included	1 YEAR								
8M0187369	QS 5.7L GXI VOLVO LONGBLOCK	1 YEAR								
8M0187375	QS 357 ALPHA LONGBLOCK & '96 EFI - Drilled for Mech Fuel Pump	1 YEAR								
8M0187371	QS 5.7L LONGBLOCK - 1991 - 1997 - 12-bolt Intake	1 YEAR								
8M0187370	QS 5.7L LONGBLOCK - 1987 - 1995 - Flat Tappet	1 YEAR								

***100% New Quicksilver Engine Features**

- Not for recreational use in the EU due to RCD-17 regulations. Non-recreational customers need to fill out exemption form to purchase.
- Black-X Valve Tech: 42% longer life & resists ethanol corrosion
- 100% new Quicksilver: tooling, parts, & assembly

REPOWER APPLICATION CHARTS

APPLICATION INFORMATION CHARTS

BRAVO REPOWER




***100% New Quicksilver Engine Features**

- Not for recreational use in the EU due to RCD-17 regulations. Non-recreational customers need to fill out exemption form to purchase.
- Black-X Valve Tech: 42% longer life & resists ethanol corrosion
- 100% new Quicksilver: tooling, parts, & assembly

MODEL	DESCRIPTION	LIMITED WARRANTY	HORSEPOWER	EMISSION CONTROL TECHNOLOGY	DIGITAL THROTTLE & SHIFT	SMARTCRAFT COMPATIBLE	COOLING SYSTEM	10 OR 14 PIN BOAT HARNESS	RISER HEIGHT REQUIRED (IN.)	TRIM PUMP, Y-PIPE, & STEERING CYLINDER INCLUDED
4.3L BRAVO REPOWER										
8M0188306	REMAN 4.3L LONGBLOCK - 2007 - 2016	1 YEAR								
8M0188294	REMAN 4.3L LONGBLOCK - MPI 2001 - 2007	1 YEAR								
8M0188293	REMAN 4.3L LONGBLOCK - 1996 - 1999	1 YEAR								
8M0188292	REMAN 4.3L LONGBLOCK - 1993 - 1996	1 YEAR								
4.5L - 200 & 250 BRAVO										
8M0114790	MERCURUISER 4.5L LONGBLOCK 2014-Up	1 YEAR								
5.0L BRAVO REPOWER										
8M0187360	350 MPI BRAVO - QUICKSILVER ENGINE*	1 YEAR	300	N	N	Y	RWC	10	13"	N
8M0187351	QS 350 MPI CRATE ENGINE '05-'15, See MC SB 2018-01R1	1 YEAR	300	N	N	N	NA	10	13"	N
8M0187352	QS 350 MPI CRATE ENGINE '02-'04, See MC SB 2018-01R1	1 YEAR	300	N	N	N	NA	10	13"	N
5.7L, 350 & 357 BRAVO REPOWER										
8M0187361	383 MPI FWC BRAVO - QUICKSILVER ENGINE*	1 YEAR	350	N	N	Y	FWC	10	13"	N
8M0188296	MERCURY REMANUFACTURING - 383 MPI BRAVO	1 YEAR	350	N	N	Y	RWC	10	13"	N
8M0187360	350 MPI BRAVO - QUICKSILVER ENGINE*	1 YEAR	300	N	N	Y	RWC	10	13"	N
8M0187351	QS 350 MPI CRATE ENGINE '05-'15, See MC SB 2018-01R1	1 YEAR	300	N	N	N	NA	10	13"	N
8M0187352	QS 350 MPI CRATE ENGINE '02-'04, See MC SB 2018-01R1	1 YEAR	300	N	N	N	NA	10	13"	N
8M0187365	QS 5.7L Longblock - GEN+ '96 - '04 - CPS & balancer included	1 YEAR								
8M0187366	QS 5.7L Longblock - '05 & UP - CPS & balancer included	1 YEAR								
8M0187369	QS 5.7L GXI VOLVO LONGBLOCK	1 YEAR								
8M0187376	QS 357 BRAVO LONGBLOCK	1 YEAR								
8M0187371	QS 5.7L LONGBLOCK - 1991 - 1997 - 12-bolt Intake	1 YEAR								
8M0187370	QS 5.7L LONGBLOCK - 1987 - 1995 - Flat Tappet	1 YEAR								
6.2L - 300 & 350 BRAVO										
8M0125139	MERCURUISER 6.2L LONGBLOCK 2015-Up - Mercury Design	1 YEAR								
6.2L, 377, 383, & 385 PT BRAVO REPOWER										
8M0187361	383 MPI BRAVO FWC - QUICKSILVER ENGINE*	1 YEAR	350	N	N	Y	FWC	10	13"	N
8M0187367	QS 6.2L LONGBLOCK - '09-'15-CPS & balancer included	1 YEAR								
8M0187368	QS 6.2L LONGBLOCK - 2002 - 2009	1 YEAR								
8M0187373	QS 383 4V LONGBLOCK - 350 HP	1 YEAR								
8M0187372	QS 383 MPI LONGBLOCK - 350 HP	1 YEAR								
7.4L & 464 H.O. BRAVO REPOWER										
8M0187361	383 MPI BRAVO FWC - QUICKSILVER ENGINE*	1 YEAR	350	N	N	Y	FWC	10	13"	N
8M0187362	496 BRAVO - QUICKSILVER ENGINE*	1 YEAR	375	N	N	Y	FWC	14	15"	N
496 & 496 H.O. BRAVO REPOWER										
8M0187363	496 H.O. BRAVO - QUICKSILVER ENGINE*	1 YEAR	425	N	N	Y	FWC	14	15"	N
8M0187362	496 BRAVO - QUICKSILVER ENGINE*	1 YEAR	375	N	N	Y	FWC	14	15"	N
8M0188316	REMAN 8.1L H.O. CRATE - ALL BRANDS SUPPORTED	1 YEAR	425							
8M0188315	REMAN 8.1L BASE CRATE - ALL BRANDS SUPPORTED	1 YEAR	375							
8M0187378	QS 496 H.O. LONGBLOCK - ALL BRANDS SUPPORTED	1 YEAR								
8M0187377	QS 496 LONGBLOCK - ALL BRANDS SUPPORTED	1 YEAR								
8.2L MPI - 380 & 430 BRAVO										
8M0157869	MERCURUISER 8.2L LONGBLOCK - 2010+ MerCruiser Only	1 YEAR								
8M0188322	REMAN CPO 8.2L LONGBLOCK - 2010+ CPO BRAVO ONLY	1 YEAR								

REPOWER APPLICATION CHARTS

INBOARD ENGINES

		*100% New Quicksilver Engine Features • Not for recreational use in the EU due to RCD-17 regulations. Non-recreational customers need to fill out exemption form to purchase. • Black-X Valve Tech: 42% longer life & resists ethanol corrosion • 100% new Quicksilver: tooling, parts, & assembly			HORSEPOWER	EMISSION CONTROL TECHNOLOGY	DIGITAL THROTTLE & SHIFT	SMARTCRAFT COMPATIBLE	COOLING SYSTEM	10 OR 14 PIN BOAT HARNESS	RISER HEIGHT REQUIRED (IN.)	TRIM PUMP, Y-PIPE & STEERING CYLINDER INCLUDED
MODEL	DESCRIPTION	LIMITED WARRANTY										
5.7L & 350 INBOARD REPOWER												
8M0187354	350 MPI HORIZON V-DRIVE - QUICKSILVER ENGINE*	1 YEAR	300	N	N	Y	FWC	10	15"	N		
8M0187355	350 MPI HORIZON DOWNANGLE - QUICKSILVER ENGINE*	1 YEAR	300	N	N	Y	FWC	10	15"	N		
86518R10	MERCURY REMANUFACTURING - 383 MPI INBOARD	1 YEAR	350	N	N	Y	RWC	10	15"	N		
8M0187351	QS 350 MPI CRATE ENGINE '05-'15, See MC SB 2018-01R1	1 YEAR	300	N	N	N	NA	10	13"	N		
8M0187352	QS 350 MPI CRATE ENGINE '02-'04, See MC SB 2018-01R1	1 YEAR	300	N	N	N	NA	10	13"	N		
8M0187365	QS 5.7L Longblock - '96-'04-CPS & balancer included	1 YEAR										
8M0187366	QS 5.7L Longblock - '05 & UP-CPS & balancer included	1 YEAR										
8M0187369	QS 5.7L GXI VOLVO LONGBLOCK	1 YEAR										
8M0187371	QS 5.7L LONGBLOCK - 1991 - 1997 - 12-bolt Intake	1 YEAR										
8M0187370	QS 5.7L LONGBLOCK - 1987-1995 - Flat Tappet	1 YEAR										
6.2L, 377 & 383 INBOARD REPOWER												
8M0187367	QS 6.2L LONGBLOCK - '09-'15	1 YEAR										
8M0187368	QS 6.2L LONGBLOCK - 2002 - 2009	1 YEAR										
8M0187374	QS 383 4V LONGBLOCK - RH ROTATION	1 YEAR										
8M0187373	QS 383 4V LONGBLOCK - LH ROTATION	1 YEAR										
8M0187372	QS 383 MPI LONGBLOCK	1 YEAR										
8.1L & 8.1 H.O. INBOARD REPOWER												
8M0187356	8.1L HORIZON V-DRIVE - QUICKSILVER ENGINE*	1 YEAR	370	N	N	Y	FWC	14	15"	N		
8M0187357	8.1L HORIZON DOWNANGLE - QUICKSILVER ENGINE*	1 YEAR	370	N	N	Y	FWC	14	15"	N		
8M0187378	QS 496 H.O. LONGBLOCK - ALL BRANDS SUPPORTED	1 YEAR										
8M0187377	QS 496 LONGBLOCK - ALL BRANDS SUPPORTED	1 YEAR										
8.2L INBOARD REPOWER												
8M0188322	MERCUISER 8.2L LONGBLOCK - 2010+ MerCruiser Only	1 YEAR										
TOW SPORT REPOWER												
8M0187353	QUICKSILVER 350 MPI TOW INLINE w/45C 1.0:1 INCLUDED*	1 YEAR	315	N	N	Y	RWC	14	15"	N		
8M0187351	QS 350 MPI CRATE ENGINE '05-'15, See MC SB 2018-01R1	1 YEAR	300	N	N	N	NA	10	13"	N		
8M0187352	QS 350 MPI CRATE ENGINE '02-'04, See MC SB 2018-01R1	1 YEAR	300	N	N	N	NA	10	13"	N		
8M0187367	QS 6.2L LONGBLOCK - '09-'15	1 YEAR										
8M0187368	QS 6.2L LONGBLOCK - 2002 - 2009	1 YEAR										
8M0187374	QS 383 4V LONGBLOCK - RH ROTATION	1 YEAR										
8M0187373	QS 383 4V LONGBLOCK - LH ROTATION	1 YEAR										
866138A05	MERCUISER 5.7L LONGBLOCK - SCORPION EC '08 - '15	1 YEAR										
8M0187365	QS 5.7L Longblock - GEN+ '96 - '04 - CPS & balancer included	1 YEAR										
8M0187366	QS 5.7L Longblock - '05 & UP - CPS & balancer included	1 YEAR										
8M0187371	QS 5.7L LONGBLOCK - 1991 - 1997 - 12-bolt Intake	1 YEAR										
8M0187370	QS 5.7L LONGBLOCK - 1987 - 1995	1 YEAR										
8M0188305	QS TRANSMISSION ASSY 45C 1.0:1 - 409 HP capacity	1 YEAR										
8M0129098	QS HD 6-Pak TRANS ASSY 71C 1.0:1 - 450 HP capacity	1 YEAR										


REPOWER APPLICATION CHARTS

VOLVO ENGINES



VOLVO GAS REPOWER

PART NUMBER	VOLVO MODEL/APPLICATION	COMMENTS
Longblocks		
8M0187364	3.0GL/GS	Crank pilot bore for Volvo coUplers 1999+, not for EFI
8M0188294	4.3GL-A thru G	2000-2007 Carbureted
8M0188294	4.3GXJ-A thru G	2000-2007 EFI requiring 3X reductor
8M0188306	4.3GXJ-J	2007-2015 Carbureted & EFI w/58X reductor
8M0187365	5.7GL	1996+ Carbureted 8-bolt intake & Elect. Fuel Pump
8M0187365	5.7Gi-A thru I	EFI requiring 4X reductor
8M0187366	5.7Gi-300-J	Special camshaft with CPS & balancer installed
8M0187369	5.7GXJ	320 HP with 1.6:1 roller rocker arms
8M0187378	8.1L	Quicksilver blocks now support all makes of 8.1L
8M0187377	8.1L H.O.	Quicksilver blocks now support all makes of 8.1L
Crate Engines		
8M0187350	Any 3.0L Carb 1996-2015	135 HP with MerCruiser Fuel and Ignition System Included
8M0187352	5.7Gi-A thru 5.7Gi-G models	Includes: intake , injectors, fuel rail, distributor & TBU
8M0187351	5.7Gi-300-J EFI model	Includes: intake , injectors, fuel rail, distributor & TBU
Stemdrive Repower Engines		
8M0187358	3.0 TKS ALPHA Front Mount - QUICKSILVER ENGINE*	See Drives, Transom, and Gas Engine Rigging Sections
8M0187359	350 MPI ALPHA - QUICKSILVER ENGINE*	See Drives, Transom, and Gas Engine Rigging Sections
8M0187360	350 MPI BRAVO - QUICKSILVER ENGINE*	See Drives, Transom, and Gas Engine Rigging Sections
8M0187361	383 MPI FWC BRAVO - QUICKSILVER ENGINE* - Replaces GXJ	See Drives, Transom, and Gas Engine Rigging Sections
8M0187362	496 BRAVO - QUICKSILVER ENGINE*	See Drives, Transom, and Gas Engine Rigging Sections
8M0187363	496 H.O. BRAVO - QUICKSILVER ENGINE*	See Drives, Transom, and Gas Engine Rigging Sections
Inboard Repower Engines		
8M0187354	350 MPI HORIZON BOBTAIL QS PLUS SERIES*	Down Angle Installations
8M0187355	350 MPI HORIZON BOBTAIL QS PLUS SERIES*	V-Drive Installations
8M0187357	8.1L HORIZON BOBTAIL QS PLUS SERIES*	Down Angle Installations
8M0187356	8.1L HORIZON BOBTAIL QS PLUS SERIES*	V-Drive Installations




Need to completely repower your classic boat, but the Volvo cutout doesn't match modern transoms? No worries! Order transom adaptor kit 827691A 1

***100% New Quicksilver Engine Features**

- Not for recreational use in the EU due to RCD-17 regulations. Non-recreational customers need to fill out exemption form to purchase.
- Black-X Valve Tech: 42% longer life & resists ethanol corrosion

REPOWER APPLICATION CHARTS


INBOARD TRANSMISSIONS

		INBOARD TRANSMISSIONS	
Part Number	Description	Notes	Limited Warranty
NEW GAS ENGINE TRANSMISSION ASSEMBLIES - Cooler, Hoses, Hardware & Mounts Included			
8M0188308	TR-68A-1.5:1	Best Performance with Dual-Stage Driveplate	1 Year
8M0188309	TR-68A-2.0:1	Best Performance with Dual-Stage Driveplate	1 Year
8M0188310	TR-68A-2.5:1	Best Performance with Dual-Stage Driveplate	1 Year
8M0188311	TR-68A-2.7:1	Best Performance with Dual-Stage Driveplate	1 Year
8M0188312	TR-68V-1.5:1	Best Performance with Dual-Stage Driveplate	1 Year
8M0188313	TR-68V-2.0:1	Best Performance with Dual-Stage Driveplate	1 Year
8M0188314	TR-68V-2.5:1	Best Performance with Dual-Stage Driveplate	1 Year
8M0188305	TR-45C-1.0:1	Spring Driveplate Required, Rated for 409 HP	1 Year
8M0129098	TR-71C-HD-1.0:1	Spring Driveplate Required, Rated for 450 HP	1 Year
REMANUFACTURED TRANSMISSIONS - Transmission Only			
863744R04	TRANS 630A 2.5 - RM		1 Year
863744R05	TRANS 630A 2.7 - RM		1 Year
863745R03	TRANS 630V 2.0 - RM		1 Year
863745R04	TRANS 630V 2.5 - RM		1 Year

REPOWER APPLICATION CHARTS


APPLICATION INFORMATION CHARTS

QUICKSILVER GAS RIGGING ACCESSORIES

		RIGGING ACCESSORIES		
Part Number	Description	Limited P&A Warranty	Notes	
3.0L ALPHA REPOWER				
865380A25	Power Trim Pump	1 YEAR	Not included with Plus Series engines	
8M0146217	Power Steering Actuator	1 YEAR	Not included with Plus Series engines	
861481A2	Power Steering Pump & Cooler Kit	1 YEAR	Traditional 3.0L PS System w/o Cylinder	
84-865677T02	Transom Harness	1 YEAR	Connects engine to transom assembly	
84-866337T01	14-10 Pin Harness Adapter	1 YEAR	For newer 14-pin engines in boats with 10-pin	
V-6 & V-8 EXCEPT 8.1/496 & 8.2L				
98-8M0117124	Exhaust "Y" Pipe	1 YEAR	Not included with Plus Series engines	
865380A25	Power Trim Pump	1 YEAR	Not included with Plus Series engines	
84-865677T02	Trim Pump Harness (incl w/ new eng)	1 YEAR	Not included with Plus Series engines	
8M0146217	Power Steering Actuator	1 YEAR	Not included with Plus Series engines	
84-865677T02	Transom Harness	1 YEAR	Connects engine to transom assembly	
84-866337T01	14-10 Pin Harness Adapter	1 YEAR	For newer 14-pin engines in boats with 10-pin	
84-8M0153356	10-14 Pin Harness Adapter w/SmartCraft Data	1 YEAR	10-pin engines in boats with 14-pin w/CAN Data	
46-807151A5	Seawater Pump Kit	1 YEAR	Required for Gen I Alpha with V-8 Repower	
8.1/496 & 8.2L				
98-8M0117125	Exhaust "Y" Pipe - 496 & 8.2 MAG	1 YEAR	Comes standard with 8.2 MAG EC	
44267A03	Intermediate Elbow Kit - 496 - 0-2" Riser	1 YEAR	Comes standard with 8.2 MAG EC	
44267A02	Intermediate Elbow Kit - 496 - 6"-8" Riser	1 YEAR	Comes standard with 8.2 MAG EC	
865380A25	Power Trim Pump	1 YEAR	Not included with Plus Series engines	
84-865677T02	Trim Pump Harness (incl w/ new eng)	1 YEAR	Not included with Plus Series engines	
8M0146217	Power Steering Actuator	1 YEAR	Not included with Plus Series engines	
84-865677T02	Transom Harness	1 YEAR	Connects engine to transom assembly	
84-866337T01	14-10 Pin Harness Adapter	1 YEAR	For newer 14-pin engines in boats with 10-pin	
TRIM PUMP HARNESS - NOT INCLUDED WITH REMOTE CONTROL				
84-817659T01	Trim Pump Harness - 16 Foot	1 YEAR	Older Round, 3-Pin Connector	
84-881125A1	Trim Pump Harness - 24 Foot	1 YEAR	Older Round, 3-Pin Connector	
84-865772T01	Trim Pump Harness - 16 Foot	1 YEAR	Newer Flat, 3-Pin Connector	
84-865772T02	Trim Pump Harness - 24 Foot	1 YEAR	Newer Flat, 3-Pin Connector	
PLUS SERIES CLOSED COOLING KITS - Also called Fresh Water Cooling Kit (FWC Kit)				
Plus Series Engine Model	Plus Series Part Number	Closed Cooling Kit	Additional Parts Req.	Seawater Pump Kit
3.0L Alpha TKS	8M0187358	61086A11	N/A	N/A
350 Alpha MPI	8M0187359	864920A02	863449T & 32-863670	46-8M0139983
350 Bravo MPI	8M0187360	864920A02	N/A	N/A
SMART CRAFT RIGGING - Used to adapt 10-pin Plus Series Engines to 14-pin Rigged Boats				
Part Number	Description	Limited P&A Warranty	Notes	
84-879982T20	CAN Data Harness	1 YEAR	20' Length - 1 per Engine	
84-879982T25	CAN Data Harness	1 YEAR	25' Length - 1 per Engine	
84-879982T30	CAN Data Harness	1 YEAR	30' Length - 1 per Engine	
878492K14	J-Box	1 YEAR	1 per engine - Not Required with Merc Monitor	
84-864218	Tank Input Harness	1 YEAR	1 Required per Tank	
881879A13	Pitot/Speed Input Kit	1 YEAR	1 Per Boat	

REPOWER APPLICATION CHARTS

NEW MERCUISER DRIVES

		NEW MERCUISER DRIVES	
PART NUMBER	DESCRIPTION	MAX HP GAS ENGINE	PROPELLER HUB
MerCruiser Alpha Gen II			
5-5121200TP	Alpha One Gen II 1.47	300	FLO-TORQ II
5-5121300TP	Alpha One Gen II 1.62	225	FLO-TORQ II
5-5121400TP	Alpha One Gen II 1.81	260	FLO-TORQ II
5-5121600TP	Alpha One Gen II 2.00	135	FLO-TORQ II
5-5121700TP	Alpha One Gen II 2.40	135	FLO-TORQ II
MerCruiser Alpha Gen II - Counter Rotation			
5-5111200TP	Alpha One Gen II 1.47 CR	300	FLO-TORQ II
5-5111300TP	Alpha One Gen II 1.62 CR	225	FLO-TORQ II
5-5111400TP	Alpha One Gen II 1.81 CR	260	FLO-TORQ II
5-5111600TP	Alpha One Gen II 2.00 CR	135	FLO-TORQ II
Quicksilver Alpha Gen II			
5-51100007P	Alpha One Gen II 2.00	135	FLO-TORQ II
5-51100008P	Alpha One Gen II 1.47	300	FLO-TORQ II
MerCruiser Bravo One			
5-5231100TP	Bravo One 1.36 DWP	400	FLO-TORQ II
5-5231200TP	Bravo One 1.50 DWP	400	FLO-TORQ II
5-5231300TP	Bravo One 1.65 DWP	350	FLO-TORQ II
MerCruiser Bravo One - SeaCore			
5-5J31200TP	Bravo One - SeaCore 1.50	400	FLO-TORQ II
5-5J31300TP	Bravo One - SeaCore 1.65	350	FLO-TORQ II
MerCruiser Bravo Two			
5-5331200TP	Bravo Two 1.50	400	RUBBER HUB
5-5331400TP	Bravo Two 1.81	400	RUBBER HUB
5-5331600TP	Bravo Two 2.00	400	RUBBER HUB
5-5331500TP	Bravo Two 2.20	350	RUBBER HUB
MerCruiser Bravo Two - SeaCore			
5-5K31600TP	Bravo Two - SeaCore 2.00	400	RUBBER HUB
5-5K31500TP	Bravo Two - SeaCore 2.20	350	RUBBER HUB
MerCruiser Bravo Three			
5-5441200TP	Bravo Three 1.50	400	SOLID HUB
5-5441400TP	Bravo Three 1.81	400	SOLID HUB
5-5441600TP	Bravo Three 2.00	400	SOLID HUB
5-5441500TP	Bravo Three 2.20	350	SOLID HUB
5-5441700TP	Bravo Three 2.43	300	SOLID HUB
MerCruiser Bravo Three - SeaCore			
5-5L41300TP	Bravo Three - SeaCore 1.65	400	SOLID HUB
5-5L41400TP	Bravo Three - SeaCore 1.81	400	SOLID HUB
5-5L41600TP	Bravo Three - SeaCore 2.00	400	SOLID HUB
5-5L41500TP	Bravo Three - SeaCore 2.20	350	SOLID HUB
5-5L41700TP	Bravo Three - SeaCore 2.43	300	SOLID HUB

REPOWER APPLICATION CHARTS

X & XR-DRIVES




Use X- & XR- Drives with Diesel or High Torque gas engine applications such as the: 8.2 MPI, 409 MPI, 496 MPI & some Racing engines.

PART NUMBER	DESCRIPTION	MAX HP GAS ENGINE	PROPELLER HUB
MerCruiser Bravo One X			
5-5237100TP	Bravo One X - 1.36	450	FLO-TORQ II
5-5237200TP	Bravo One X - 1.50	450	FLO-TORQ II
5-5237300TP	Bravo One X - 1.65	450	FLO-TORQ II
MerCruiser Bravo One X - SeaCore			
5-5J31200TP	Bravo One - SeaCore 1.50	450	FLO-TORQ II
5-5J31300TP	Bravo One - SeaCore 1.65	450	FLO-TORQ II
MerCruiser Bravo Two X			
5-5337400TP	Bravo Two X - 1.81	450	RUBBER HUB
5-5337600TP	Bravo Two X - 2.00	450	RUBBER HUB
5-5337500TP	Bravo Two X - 2.20	450	RUBBER HUB
MerCruiser Bravo Two X - SeaCore			
5-5K37400TP	Bravo Two - SeaCore 1.81	450	RUBBER HUB
5-5K37600TP	Bravo Two - SeaCore 2.00	450	RUBBER HUB
MerCruiser Bravo Three X			
5-5447400TZ	Bravo Three X - 1.81	450	SOLID HUB
5-5447500TZ	Bravo Three X - 2.20	450	SOLID HUB
5-5447600TZ	Bravo Three X - 2.00	450	SOLID HUB
MerCruiser Bravo Three X - SeaCore			
5-5L47400TP	Bravo Three X - 1.81	450	SOLID HUB
5-5L47500TP	Bravo Three X - 2.20	450	SOLID HUB
5-5L47600TP	Bravo Three X - 2.00	450	SOLID HUB
MerCruiser CPO Bravo One XZ			
8M0148527	CPO Bravo One XR - DWP 1.50L	525	SOLID HUB, RIBBED TOP CAP
MerCruiser Bravo One XR			
5-5E31800TP	Bravo One XR - DWP 1.26	600	SOLID HUB
5-5E31900UP	Bravo One XR - DWP 1.35	600	SOLID HUB
5-5E31200UP	Bravo One XR - DWP 1.50	600	SOLID HUB
MerCruiser Bravo Two XR			
5-5T32300TP	Bravo Two XR 1.65	525	RUBBER HUB
MerCruiser Bravo Three XR			
5-5H41300UP	Bravo Three XR 1.65	525	SOLID HUB
5-5H41400UP	Bravo Three XR 1.81	525	SOLID HUB
5-5H41600TZ	Bravo Three XR 2.00	525	SOLID HUB
MerCruiser Bravo Three XR - SeaCore			
5-5M41600TP	Bravo Three XR - SeaCore 2.00	525	SOLID HUB

REPOWER APPLICATION CHARTS

CLASSIC MERCUISER DRIVES

		CLASSIC MERCUISER DRIVES	
PART NUMBER	DESCRIPTION	MAX HP GAS ENGINE	PROPELLER HUB
MerCruiser Alpha Gen One			
5-5010130CP	Alpha One 1.30	300	FLO-TORQ II
5-5010147CP	Alpha One 1.47	300	FLO-TORQ II
5-5010162CP	Alpha One 1.62	225	FLO-TORQ II
5-5010181CP	Alpha One 1.81	260	FLO-TORQ II
5-5010194CP	Alpha One 1.94	135	FLO-TORQ II
MerCruiser Bravo One Classic (Early Design) S/N 0D469920 - 0W249999			
5-5231200NP	Bravo One 1.50 DWP (Classic)	415	FLO-TORQ II
MerCruiser Bravo Two Classic (Early Design) S/N 0D469920 - 0W249999			
5-5331600LP	Bravo Two 2.00 (Classic)	415	RUBBER HUB
MerCruiser Bravo Three Classic (Early Design) S/N 0D469920 - 0W249999			
5-5441400LP	Bravo Three 1.81 (Classic)	415	SOLID HUB
5-5441600LP	Bravo Three 2.00 (Classic)	415	SOLID HUB
5-5441500LP	Bravo Three 2.20 (Classic)	350	SOLID HUB

GEARCASES & DRIVEHAFT HOUSINGS ARE STILL AVAILABLE FOR DRIVES THAT ARE NLA (NO LONGER AVAILABLE)

REPOWER APPLICATION CHARTS

NEW AND REMANUFACTURED MERCUISER GEARCASES AND DRIVESHAFT HOUSINGS




MERCUISER GEARCASES & DRIVESHAFT HOUSINGS

Part Number	Description	Notes
New Alpha Gen II Gearcases		
1623-815822A36	GEAR HOUSING GEN II BASIC	ALPHA MACHINED GEARCASE CASTING
1623-8951A43	GEAR HSG ASSY RH ALPHA ONE	STD ROTATION - FITS R, MR & ALPHA ONE
1623-8951A33	GEAR HOUSING ASSY ALPHA ONE CR	CTR ROTATION - FITS R, MR & ALPHA ONE
1623-815822A53	GEAR HOUSING ASSY ALPHA GEN II	GEARCASE ASSEMBLY - 1.47, 1.62, 1.81, 1.94:1
1623-815822A47	GEAR HOUSING ASSY ALPHA GEN II - CR	GEARCASE ASSEMBLY - 1.47, 1.62, 1.81, 1.94:1
1623-815822A55	GEAR HOUSING ASSY ALPHA GEN II	GEARCASE ASSEMBLY - 2.00, 2.40:1
1623-815822A52	GEAR HOUSING ASSY ALPHA GEN II - CR	GEARCASE ASSEMBLY - 2.00:1
New Alpha One Gearcases - Can be used in pre-1983 4 & 6 cyl models when replacing yoke with shorter 39385A1		
1547-9412A19	DRIVESHAFT HOUSING - COMPLETE - 1.32:1	Fits MC-I, R, MR, & Alpha One
1547-9412A20	DRIVESHAFT HOUSING - COMPLETE - 1.50:1	Fits MC-I, R, MR, & Alpha One
1547-9412A21	DRIVESHAFT HOUSING - COMPLETE - 1.65:1	Fits MC-I, R, MR, & Alpha One
1547-9412A22	DRIVESHAFT HOUSING - COMPLETE - 1.84:1	Fits MC-I, R, MR, & Alpha One
1547-9412A23	DRIVESHAFT HOUSING - COMPLETE - 1.98:1	Fits MC-I, R, MR, & Alpha One
New Bravo Gearcases		
1656-8M0046683	GEAR HOUSING BR III DWP BASIC	BRAVO MACHINED GEARCASE CASTING
1656-8866A63	GC BRAVO ONE DWP - 1.36, 1.50, 1.65:1	14"-17" X-Dimension - DWP
1656-8294A16	GC BRAVO TWO - 1.81, 2.00, 2.20:1	14" X-Dimension - Standard
1656-8M0046738	GC BRAVO THREE DWP - 1.81, 2.00, 2.20:1	14" X-Dimension - Fits Standard, X & XR - DWP
1656-8866A62	GC BRAVO ONE XR/XZ DWP - 1.36, 1.50:1	14"-17" X-Dimension - DWP
New Bravo Driveshaft Hsg. - Early Design - S/N 0D469920 - 0W249999		
		B1 Ratios B2 Ratios B3 Ratios
1589-8668G21	DRIVESHAFT HSG BASIC - EARLY DESIGN	ANY ANY ANY
1589-863836A50	DSH BRAVO27/29 - EARLY DESIGN	1.36:1 1.50, 1.81:1 1.36, 1.81:1
1589-863836A51	DSH BRAVO27/32 - EARLY DESIGN	1.50:1 1.65, 2.00:1 1.50, 1.65, 2.00:1
1589-863836A52	DSH BRAVO23/30 - EARLY DESIGN	1.65:1 2.20:1 2.20, 2.43:1
1589-863836A66	DSH BRV X27/29 - EARLY DESIGN	1.36:1 1.50, 1.81:1 1.36, 1.81:1
1589-863836A67	DSH BRV X27/32 - EARLY DESIGN	1.50:1 1.65, 2.00:1 1.50, 1.65, 2.00:1
1589-863836A56	BRAVO XR EARLY DESIGN - NO RIB TOP CAP	1.50:1 1.65, 2.00:1 1.50, 1.65, 2.00:1
New Bravo Driveshaft Hsg. - Late Design - S/N 0W240000 & Up		
		B1 Ratios B2 Ratios B3 Ratios
1589-865440H72	DRIVESHAFT HSG BASIC - LATE DESIGN	ANY ANY ANY
1589-865440H50	DSH BRAVO27/29 - LATE DESIGN	1.36:1 1.50, 1.81:1 1.36, 1.81:1
1589-865440H51	DSH BRAVO27/32 - LATE DESIGN	1.50:1 1.65, 2.00:1 1.50, 1.65, 2.00:1
1589-865440H52	DSH BRAVO23/30 - LATE DESIGN	1.65:1 2.20:1 2.20, 2.43:1
1589-865440H66	DSH BRV X27/29 - LATE DESIGN	1.36:1 1.50, 1.81:1 1.36, 1.81:1
1589-865440H67	DSH BRV X27/32 - LATE DESIGN	1.50:1 1.65, 2.00:1 1.50, 1.65, 2.00:1
1589-865440H68	DSH BRV X23/30 - LATE DESIGN	1.65:1 2.20:1 2.20, 2.43:1
1589-865440H56	BRAVO XR - RIBBED TOP CAP	1.50:1 1.65, 2.00:1 1.50, 1.65, 2.00:1

REPOWER APPLICATION CHARTS

MERCUISER TRANSOMS

 MERCUISER TRANSOMS		
Part Number	Description	Notes
MerCruiser Alpha Transoms		
6-6010000CP	Alpha One (MC-I)	Transom 1983-1990
6-6010000DP	Alpha One Gen II	Transom 1991-1993
6-61000005P	Alpha One Gen II w/Trim Pump	Transom 1994 - 2015
6-61000002P	Alpha One Gen II - Digital	4.5L
Quicksilver Alpha Transoms		
6-61000004P	Alpha One Gen II	1 YEAR Limited Warranty, Transom 1994 & Up
MerCruiser Bravo Transoms		
6-6311002NZ	Bravo Magnum Transom	4.3L, 5.0L, 350, 357, 377, 383, 5.7L, 6.2L non-DTS, 409 MPI
6-62000010P	Bravo Transom - Digital	4.5L, 6.2L 2016+, 8.2L, 8.2L H.O. & DTS
6-6315002TP	Bravo SmartCraft Transom	496 & 496 H.O.
6-6511002NZ	Bravo Heavy Duty Transom (w/o Sender)	Required on Racing Products
6-6911002TP	Bravo SeaCore Transom	SEACORE 4.3L, 5.0L, 350, & 377 non-DTS, 409 MPI
6-62000012P	Bravo SeaCore Digital Transom	SEACORE: 4.5L, 6.2L 2016+, 8.2L, 8.2L H.O. & DTS
6-6A15002TP	Bravo SeaCore SmartCraft Transom	SEACORE 496 & 496 H.O.
MerCruiser Diesel Transoms		
6-6125004TP	Alpha Diesel	Trim Pump Included, Water Passage Blocked
6-62000005P	Bravo Diesel	Trim Pump Included, Water Passage Blocked
6-62000006P	SeaCore Diesel	Trim Pump Included, Water Passage Blocked

CHECK OUT THE VALUE PRICING FOR ALPHA II TRANSOMS

MERCUISER BRAND
6-61000005P Alpha One Gen II w/Trim Pump 1994 - 2015

QUICKSILVER BRAND
6-61000004P Alpha One Gen II Transom 1994 - 2015

REPOWER APPLICATION CHARTS

OUTBOARD POWERHEADS



Mercury 2-Stroke Powerheads

DRESSED POWERHEADS CAN BE CHANGED IN ONLY 2-3 HOURS!

Part Number	Description	Serial # Range	Notes
REMANUFACTURED MERCURY / MARINER 3-CYLINDER			
891767R04	PH 90/115 DFI - RM	0T801000 & Up	3 cylinder / 1.5L
REMANUFACTURED MERCURY / MARINER 2.5 LITRE V-6			
813043R97	PH 200 - RM	0D082000 - 0G960499	2.5L
813043R00	PH 200 - RM	0G960500 & Up	2.5L
REMANUFACTURED MERCURY / MARINER 3.0 LITRE V-6			
61-841017R51	PH 250XS - RM	0T651945 & Up	3.0L
FULLY DRESSED REMANUFACTURED MERCURY 3.0 LITRE V-6			
61-8M0128367	225 PRO XS	1B973744 & Up	Compatible with exhaust tube 8M0075819
61-8M0125790	250 PRO XS	1B973744 & Up	Compatible with exhaust tube 8M0075819
61-8M0137238	300 XS	1E052058 & Up	Compatible with exhaust tube 833116A14

4-Stroke Longblocks

Part Number	Description	Serial # Range	Notes
MERCURY L4NA REMANUFACTURED LONGBLOCKS			
61-8M0128564	SB L4NA 75-100 EFI - RM	2B095049 & Up	Shortblock Assembly-No Cyl Head
61-8M0166625	LB L4NA 75-100 EFI - RM	2B095049 & Up	Gaskets & Hardware Included
61-8M0128566	LB L4NA 115 EFI - RM	2B095049 & Up	Gaskets & Hardware Included
61-8M0070524	LB L4NA 150 EFI - RM	1B905505 & Up	Gaskets & Hardware Included
MERCURY VERADO REMANUFACTURED LONGBLOCKS			
61-8M0188320	LB L6 Verado GEN 2 - RM	1B517434 - 2B144122	Gaskets & Hardware Included
61-8M0188321	LB L6 Verado GEN 5 - RM	2B144123 - 2B578935	Gaskets & HDW Incl. / Not for 350/400 HP
FULLY DRESSED MERCURY VERADO REMANUFACTURED LONGBLOCKS			
61-8M0162888	Dressed L6 Verado GEN 2	1B517434 - 2B144122	PCM not included
61-8M0162891	Dressed L6 Verado GEN 5	2B144123 - 2B578935	PCM not included / For 200-300 HP / Not for 350/400 HP
61-8M0178411	Dressed V8 Verado	2B529482 & Up	PCM not included / For 250/300 HP w/DTS & AMS / Not for L6SC

NEW 2-STROKE OUTBOARD GEARCASES



NEW 2-STROKE MERCURY OUTBOARD GEARCASES

Part Number	Description	Pinion Teeth	Notes
Mercury 40-60 HP 2-Stroke Outboard Gearcases - NEW			
1667-9011G92	40-60 Bigfoot - 2.33:1 - 20" - L	12	Mercury Bigfoot 3- Cylinder, 2-Stroke '95-'06
Mercury 70-225 HP Classic 2-Stroke Outboard Gearcases - NEW			
1667-9011J16	70-90 - 2.31:1 20" - L	12	Mercury 3-Cylinder 70-90 with 3 jaw reverse clutch '87-'97
1667-9011J15	75-125 - 2.33:1 - 20" - L	12	Mercury non-DFI 2-stroke with 6 jaw reverse clutch
1667-9011J 7	100-125 - 2.07:1 - 20" - L	14	Mercury non-DFI 2-stroke with 3 jaw reverse clutch
1667-9011J16	100-125 - 2.3:1 - 20" - L	12	Mercury non-DFI 2-stroke with 3 jaw reverse clutch
1667-9011J 6	115-125 - 2.07:1 - 20" - L	14	Mercury non-DFI 2-stroke with 6 jaw reverse clutch
1667-9011J 9	115-125 - 2.07:1 - 25" - XL	14	Mercury non-DFI 2-stroke with 6 jaw reverse clutch
1647-9148T81	135-225 - RH - 2.00:1 - 20" - L	14	Mercury or Mariner 2.5L 2-stroke 135, 150, 175, 200, 225
1647-9148T82	135-225 - RH - 2.00:1 - 25" - XL	14	Mercury or Mariner 2.5L 2-stroke 135, 150, 175, 200, 225
1647-9148T84	135-225 - RH - 1.87:1 - 20" - L	15	Mercury or Mariner 2.5L 2-stroke 135, 150, 175, 200, 225
1647-9148T85	135-225 - RH - 1.87:1 - 25" - XL	15	Mercury or Mariner 2.5L 2-stroke 135, 150, 175, 200, 225
1647-9148T86	135-225 - LH - 1.87:1 - 25" - CXL	15	Mercury or Mariner 2.5L 2-stroke 135, 150, 175, 200, 225
Mercury 75-250 EFI & OptiMax 2-Stroke Outboard Gearcases - NEW			
1667-9011J37	75-115 - 2.33:1 - 20" - L	12	Mercury 3-Cylinder OptiMax 75-90, '04-'06
1667-9011J33	75-115 - 2.07:1 - 20" - L	14	Mercury 3-Cylinder OptiMax 115, '04-'10
1667-9011J39	75-115 - 2.33:1 - 25" - XL	12	Mercury 3-Cylinder OptiMax 75-90, '04-'06
1667-9011J35	75-115 - 2.07:1 - 25" - XL	14	Mercury 3-Cylinder OptiMax 115, '04-'10
1667-9011J35	115 - 2.07:1 - 25" - XL	14	Mercury 3-Cylinder OptiMax 115, '04-'10
1647-9148T81	135-225 - RH - 2.00:1 - 20" - L	14	Mercury or Mariner 2.5L 2-stroke 135, 150, 175, 200, 225
1647-9148T82	135-225 - RH - 2.00:1 - 25" - XL	14	Mercury or Mariner 2.5L 2-stroke 135, 150, 175, 200, 225
1647-9148T84	135-225 - RH - 1.87:1 - 20" - L	15	Mercury or Mariner 2.5L 2-stroke 135, 150, 175, 200, 225
1647-9148T85	135-225 - RH - 1.87:1 - 25" - XL	15	Mercury or Mariner 2.5L 2-stroke 135, 150, 175, 200, 225
1647-9148T86	135-225 - LH - 1.87:1 - 25" - CXL	15	Mercury or Mariner 2.5L 2-stroke 135, 150, 175, 200, 225
Mercury OptiMax 2-Stroke Outboard Gearcases - NEW			
1623-859399T13	200-25 - RH - 1.75:1 - 20" - L	12	Mercury or Mariner 200, 225, 250 DFI, 1995 & Up, 13-spline
1623-859399T14	200-250 - RH - 1.75:1 - 25" - XL	12	Mercury or Mariner 200, 225, 250 DFI, 1997 & Up, 13-spline
1623-859399T15	200-250 - RH - 1.75:1 - 30" - XXL	12	Mercury or Mariner 200, 225, 250 DFI, 1997 & Up, 13-spline
1623-859399T16	200-250 - LH - 1.75:1 - 25" - CXL	12	Mercury or Mariner 200, 225, 250 DFI, 1997 & Up, 13-spline
1623-859399T17	200-250 - LH - 1.75:1 - 30" - CXXL	12	Mercury or Mariner 200, 225, 250 DFI, 1997 & Up, 13-spline
1600-880686A43	3.0L - RH - 1.75:1 - 20" - L	12	Mercury 3.0L 2-stroke - OPTIMAX DFI & PRO XS
1600-880686A44	3.0L - RH - 1.75:1 - 25" - XL	12	Mercury 3.0L 2-stroke - OPTIMAX DFI & PRO XS
1600-880686A51	3.0L - RH - 1.75:1 - 30" - XXL	12	Mercury 3.0L 2-stroke - OPTIMAX DFI & PRO XS
1600-880686A52	3.0L - LH - 1.75:1 - 25" - CXL	12	Mercury 3.0L 2-stroke - OPTIMAX DFI & PRO XS
1600-880686A53	3.0L - LH - 1.75:1 - 30" - CXXL	12	Mercury 3.0L 2-stroke - OPTIMAX DFI & PRO XS
Mercury 225-250 HP 3.0L Pro XS 2-Stroke Outboard Torquemaster Gearcases - NEW			
1689-8M0072952	3.0L - RH - 1.75:1 - 20" - L - TM	12	3.0L PRO XS - TORQ MASTER - SILVER - 1B935222 - 1B973743
1689-8M0072953	3.0L - RH - 1.75:1 - 25" - XL - TM	12	3.0L PRO XS - TORQ MASTER - SILVER - 1B935222 - 1B973743

REPOWER APPLICATION CHARTS

APPLICATION INFORMATION CHARTS

NEW 4-STROKE OUTBOARD GEARCASES



NEW 4-STROKE MERCURY OUTBOARD GEARCASES

Part Number	Description	Pinion Teeth	Notes
Mercury 40-60 HP 4-Stroke Outboard Bigfoot Gearcases - NEW			
1667-9011G90	40-60 BF - 2.33:1 - 20" - L	12	1C033810 & Below - Bigfoot
Mercury 75, 90, & 115 HP 4-Stroke Outboard Gearcases - NEW			
1667-9011J 2	75, 90 - 2.07:1 - 20" - L	14	Mercury 4-Cylinder, 4-Stroke '00-'02, SN: 0G9600500-0T598999 Mercury 115 4-Cylinder, 4-Stroke, '01-'03, SN: 0T178500-0T800999 OT801000 thru 1B366822 OT801000 thru 1B366822
1667-9011J 2	115 - 2.07:1 - 20" - L	14	
1600-888845T01	115 - 2.07:1 - 20" - L	14	
1600-888845T02	115 - 2.07:1 - 25" - XL	14	
Mercury 75, 90, & 115 HP 4-Stroke Outboard Command Thrust & Bigfoot Gearcases - NEW			
1667-9011J29	75-90 BF - RH - 2.33:1 - 20" - L	12	OT599000 thru 0T800999 - Bigfoot
1600-888845T03	75-115 BF - RH - 2.33:1 - 20" - L	12	1B172291 thru 1B366822 - Bigfoot
Mercury 150 4-Stroke Outboard Gearcases - NEW			
1600-8M0099218	150 - RH - 1.92:1 - 20" - L	13	2B138377 & Up
1600-8M0099221	150 - RH - 1.92:1 - 25" - XL	13	2B138363 & Up
Verado 135-200 L-4 Outboard Gearcases - NEW			
1600-880686T23	RH - 2.08:1 - 20" - L	12	Mercury L4 VERADO 135, 150, 175, 200
1600-880686T24	RH - 2.08:1 - 25" - XL	12	Mercury L4 VERADO 135, 150, 175, 200
1600-880686T25	LH - 2.08:1 - 25" - CXL	12	Mercury L4 VERADO 135, 150, 175, 200
Verado 200-275 L-6 Outboard 4.80" Gearcases - NEW			
1600-880686T13	RH - 1.85:1 - 20" - L	13	OT980000 - 2B578935
1600-880686T14	RH - 1.85:1 - 25" - XL	13	OT980000 - 2B578935
1600-880686T15	LH - 1.85:1 - 25" - CXL	13	OT980000 - 2B578935
1600-880686T16	RH - 1.85:1 - 30" - XXL	13	OT980000 - 2B578935
1600-880686T17	LH - 1.85:1 - 30" - CXXL	13	OT980000 - 2B578935
Verado 300 L-6 Outboard 4.80" Gearcases - NEW			
1600-880686T54	RH - 1.75:1 - 20" - L	12	1B517434 - 2B577715
1600-880686T57	RH - 1.75:1 - 20" - CL	12	1B517434 - 2B577715
1600-880686T55	RH - 1.75:1 - 25" - XL	12	1B517434 - 2B577715
1600-880686T58	LH - 1.75:1 - 25" - CXL	12	1B517434 - 2B577715
1600-880686T56	RH - 1.75:1 - 30" - XXL	12	1B517434 - 2B577715
1600-880686T59	LH - 1.75:1 - 30" - CXXL	12	1B517434 - 2B577715

REPOWER APPLICATION CHARTS

QUICKSILVER CYLINDER HEADS



Quicksilver Cylinder Heads

Part Number	Description	Notes
Quicksilver Remanufactured Cylinder Head Assemblies - New Valves, Springs, Seals, Retainers & Keepers Included		
938-883490R 1	RM CYL HEAD - 5.7L (1987-1996)	non-GEN+ Engines - 12 bolt intake - center bolt valve covers
Quicksilver Iron Cylinder Head Assemblies - 100% New: Black-X Valves, Hardened Seats, Screw in Studs, Springs, Seals, Retainers, & Keepers		
938-8M0188299	CYL HEAD - 2.5/3.0L (1963-1989)	Marine, Industrial, & Automotive / Requires gasket 27-96429
938-8M0188300	CYL HEAD - 3.0L (1990-2016)	Marine & Industrial LMX
938-8M0188301	CYL HEAD - 4.3L (2000-2015)	GEN+ Marine, Industrial, & Truck LU3 using Roller Rocker Arms
938-8M0188302	CYL HEAD - 5.7L (1996-2016)	GEN+ Marine, Industrial, Truck L31, & RV
900-8M0188297	CYL HEAD - 8.1L 2000+ RH/STBD Side	Marine, Industrial, Truck L18, & RV
900-8M0188294	CYL HEAD - 8.1L 2000+ LH/PORT Side	Marine, Industrial, Truck L18, & RV

EXCLUSIVE

Black-X Composite Valves

42% reduction of valve wear

Longer engine life for
heavy duty applications

Marine / RV & Truck / Industrial / Racing

A composite construction of quality stainless steel using proprietary cobalt/chromium seats sealed in a nitrogen hardened black case

The new standard for wear resistance

Corrosion resistance for marine use and with high percent alcohol fuels

REPOWER APPLICATION CHARTS

DIESEL NON-DTS RIGGING ACCESSORIES



Powered by
MERCURY

DIESEL - NON DTS RIGGING ACCESSORIES

CALL YOUR EPC SPECIALIST FOR
AVAILABILITY OF DIESEL PARTS

Part Number	Description	Limited P&A Warranty	Notes
NON-DTS 4.2L ENGINE ASSEMBLY KITS (VAA)			
98-8M0078874	4.2L - 370 HP V8 Sterndrive Engine Assy. Kit	1 YEAR	One required per engine
98-8M0078876	4.2L - 335 HP V8 Sterndrive Engine Assy. Kit	1 YEAR	One required per engine
98-8M0087264	4.2L - 370 HP V8 Inboard Engine Assy. Kit	1 YEAR	One required per engine
98-8M0087265	4.2L - 335 HP V8 Inboard Engine Assy. Kit	1 YEAR	One required per engine
NON-DTS 3.0L ENGINE ASSEMBLY KITS (VAA)			
98-8M0078878	3.0L - 260 HP V6 Sterndrive Engine Assy. Kit	1 YEAR	One required per engine
98-8M0078880	3.0L - 230 HP V6 Sterndrive Engine Assy. Kit	1 YEAR	One required per engine
98-8M0078886	3.0L - 260 HP V6 Inboard Engine Assy. Kit	1 YEAR	One required per engine
98-8M0078888	3.0L - 230 HP V6 Inboard Engine Assy. Kit	1 YEAR	One required per engine
NON-DTS 2.0L VESSEL INSTALLATION PANEL (VIP)			
8M0089496	2.0L Alpha Sterndrive VIP	1 YEAR	One required per Alpha engine
8M0091581	2.0L Bravo Sterndrive VIP	1 YEAR	One required per Bravo engine
8M0089495	2.0L Inboard VIP	1 YEAR	One required per Inboard engine
3.0L & 4.2L DRIVE APPLICATION EXTENSION HARNESS			
84-8M0080193	15' Harness	1 YEAR	Inboard Applications Only - One per engine
84-8M0080194	20' Harness	1 YEAR	Inboard Applications Only - One per engine
2.0L INBOARD HARNESS OR BRAVO SHIFT PLATE			
84-879312T14	Harness	1 YEAR	2.0L Inboard Applications Only - One per engine
99237A27	Bravo Mechanical Shift Plate	1 YEAR	2.0L Bravo Applications Only - One per engine
3.0L & 4.2L ENGINE TO VAA EXTENSION HARNESS			
84-8M0066846	2 Meter Harness	1 YEAR	One required per 3.0L or 4.2L engine
8M0066847	3 Meter Harness	1 YEAR	One required per 3.0L or 4.2L engine
2.0L STERNDRIVE ENGINE TO VIP EXTENSION HARNESS			
84-879312T01	10' Harness	1 YEAR	One required per 2.0L Sterndrive engine
84-879312T03	20' Harness	1 YEAR	One required per 2.0L Sterndrive engine
2.0L INBOARD ENGINE TO VIP EXTENSION HARNESS			
84-879312T41	10' Harness	1 YEAR	One required per 2.0L Inboard engine
84-879312T43	20' Harness	1 YEAR	One required per 2.0L Inboard engine
2.0L VESSEL SENSOR HARNESS			
84-8M0118368	10' Harness	1 YEAR	One required per 2.0L Sterndrive engine
84-899887T08	20' Harness	1 YEAR	One required per 2.0L Inboard engine
ENGINE UNSWITCHED POWER HARNESS - ALL ENGINES			
84-899887T13	10' Harness	1 YEAR	One required per engine
84-899887T14	20' Harness	1 YEAR	One required per engine
MAIN STATION EXTENSION HARNESS - ALL ENGINES			
84-8M0131372	20' Harness	1 YEAR	One required per engine
84-8M0131376	40' Harness	1 YEAR	One required per engine
84-8M0131380	60' Harness	1 YEAR	One required per engine

REPOWER APPLICATION CHARTS

MAIN STATION HELM HARNESS & RIGGING - ALL ENGINES			
84-8M0084296	Non-DTS Helm Harness	1 YEAR	One required per engine
84-879969T6	6' SC5000 Harness	1 YEAR	One per helm
8M0046339	SmartCraft Diagnostic Port	1 YEAR	One per helm
8M0117131	Single Engine Start/Stop Switch	1 YEAR	Single Engine Application
8M0117132	Dual Engine Start/Stop Switch	1 YEAR	Dual Engine Application
878492K14	Junction Box - 4 Way	1 YEAR	One required per engine
84-893452A01	Can Link Harness 2-Pin	1 YEAR	Dual Engine Application - Requires One
87-893353A03	4 Position Key Switch w/Bezel	1 YEAR	Single Engine Application
87-893353A04	4 Position Key Switch w/Bezel	1 YEAR	Dual Engine Application
84-879312T20	Halon Breakout Harness	1 YEAR	One required per engine
TRIM PUMP HARNESS			
84-8M0138676	10' Harness	1 YEAR	Two Required per Sterndrive Engine
SEAWATER SUPPLY HARDWARE			
88845A 1	Transom Water PickUp Kit	1 YEAR	Diesels Require External Water SUPply
22-818170A 2	Thru Hull Seawater PickUp w/SeaCock	1 YEAR	Diesels Require External Water SUPply
35-860603	Seawater Strainer	1 YEAR	Sterndrive Engines Ship with Strainers, Inboards Do Not
22-816339	1 1/2" Fittings for Seawater Strainer	1 YEAR	Qty 2 for Seawater Strainer Listed Above
ALIGNMENT TOOLS			
91-8M2012124	Alignment Tool Kit	1 YEAR	QSD 2.0L, 2.8L, & 4.2L Tier 2 Diesel Sterndrive
91-805475A 1	Alignment Tool Kit	1 YEAR	2.0L & 3.0L Tier 3 Diesel & Gas Sterndrive
91-8M0070098	Alignment Tool Kit	1 YEAR	4.2L V8 Tier 3 Diesel Sterndrive
V8 INBOARD 6" RISER KIT			
8M0098892	4.2L Inboard Riser Kit - 6"	1 YEAR	4.2L V8 Inboard Only

DIESEL DTS RIGGING ACCESSORIES



DIESEL - DTS RIGGING ACCESSORIES

CALL YOUR EPC SPECIALIST FOR AVAILABILITY OF DIESEL PARTS

Part Number	Description	Limited P&A Warranty	Notes
DTS 4.2L ENGINE ASSEMBLY KITS (VAA)			
98-8M0078873	4.2L - 370 HP V8 Sterndrive Engine Assy. Kit	1 YEAR	One required per engine
98-8M0078875	4.2L - 335 HP V8 Sterndrive Engine Assy. Kit	1 YEAR	One required per engine
98-8M0078883	4.2L - 370 HP V8 Inboard Engine Assy. Kit	1 YEAR	One required per engine
98-8M0078884	4.2L - 335 HP V8 Inboard Engine Assy. Kit	1 YEAR	One required per engine
DTS 3.0L ENGINE ASSEMBLY KITS (VAA)			
98-8M0078877	3.0L - 260 HP V6 Sterndrive Engine Assy. Kit	1 YEAR	One required per engine
98-8M0078879	3.0L - 230 HP V6 Sterndrive Engine Assy. Kit	1 YEAR	One required per engine
98-8M0078885	3.0L - 260 HP V6 Inboard Engine Assy. Kit	1 YEAR	One required per engine
98-8M0078889	3.0L - 230 HP V6 Inboard Engine Assy. Kit	1 YEAR	One required per engine
DTS 2.0L VESSEL INSTALLATION PANEL (VIP)			
8M0089494	2.0L Sterndrive VIP	1 YEAR	One required per Bravo engine
8M0089492	2.0L Inboard VIP	1 YEAR	One required per Inboard engine
3.0L & 4.2L DRIVE APPLICATION EXTENSION HARNESS			
84-8M0080193	15' Harness	1 YEAR	Inboard Applications Only - One per engine
84-8M0080194	20' Harness	1 YEAR	Inboard Applications Only - One per engine
2.0L STERNDRIVE DTS SHIFT ACTUATOR & HARNESS			
8M0111459	DTS Shift Actuator Assembly	1 YEAR	One required per 2.0L Sterndrive engine
84-879312T12	Shift Extension Harness	1 YEAR	One required per 2.0L Sterndrive engine
2.0L INBOARD TRANSMISSION HARNESSES			
84-899887T02	Inboard Application Harness	1 YEAR	One required per 2.0L Inboard engine
84-879312T23	Harness	1 YEAR	One required per 2.0L Inboard with ZF Transmission
84-879312T10	Harness	1 YEAR	One required per 2.0L Inboard with Twin Disc Transmission
3.0L & 4.2L ENGINE TO VAA EXTENSION HARNESS			
84-8M0066846	2 Meter Harness	1 YEAR	One required per 3.0L or 4.2L engine
8M0066847	3 Meter Harness	1 YEAR	One required per 3.0L or 4.2L engine
2.0L STERNDRIVE ENGINE TO VIP EXTENSION HARNESS			
84-879312T01	10' Harness	1 YEAR	One required per 2.0L Sterndrive engine
84-879312T03	20' Harness	1 YEAR	One required per 2.0L Sterndrive engine
2.0L INBOARD ENGINE TO VIP EXTENSION HARNESS			
84-879312T41	10' Harness	1 YEAR	One required per 2.0L Inboard engine
84-879312T43	20' Harness	1 YEAR	One required per 2.0L Inboard engine
2.0L VESSEL SENSOR HARNESS			
84-899887T07	10' Harness	1 YEAR	One required per 2.0L Sterndrive engine
84-899887T08	20' Harness	1 YEAR	One required per 2.0L Inboard engine
ENGINE UNSWITCHED POWER HARNESS - ALL ENGINES			
84-899887T13	10' Harness	1 YEAR	One required per engine
84-899887T14	20' Harness	1 YEAR	One required per engine
MAIN STATION EXTENSION HARNESS - ALL ENGINES			
84-8M0131372	20' Harness	1 YEAR	One required per engine
84-8M0131376	40' Harness	1 YEAR	One required per engine
84-8M0131380	60' Harness	1 YEAR	One required per engine

REPOWER APPLICATION CHARTS

MAIN STATION HELM HARNESS & RIGGING - ALL ENGINES			
899859K02	Single Engine - Slim Binnacle Kit	1 YEAR	One per helm
899859K03	Single Engine - Panel Mount Kit	1 YEAR	One per helm
899859K01	Dual Engine - Dual Console Kit	1 YEAR	One per helm
84-893330K01	Dual Helm Adaptor Harness	1 YEAR	One per Engine for Dual Helms
87-8M0117137	Dual Helm/Dual Engines Start Stop Kit	1 YEAR	1 for Dual Helms with Dual Engine Application
87-893353A03	4 Position Key Switch w/Bezel	1 YEAR	Single Engine Application
87-893353A04	4 Position Key Switch w/Bezel	1 YEAR	Dual Engine Application
84-879312T20	Halon Breakout Harness	1 YEAR	One required per engine
TRIM PUMP HARNESS			
84-8M0138676	10' Harness	1 YEAR	Two Required per Sterndrive Engine
SEAWATER SUPPLY HARDWARE			
88845A 1	Transom Water PickUp Kit	1 YEAR	Diesels Require External Water Supply
22-818170A 2	Thru Hull Seawater PickUp w/SeaCock	1 YEAR	Diesels Require External Water Supply
35-860603	Seawater Strainer	1 YEAR	Sterndrive Engines Ship with Strainers, Inboards Do Not
22-816339	1 1/2" Fittings for Seawater Strainer	1 YEAR	Qty 2 for Seawater Strainer Listed Above
ALIGNMENT TOOLS			
91-8M0084205	Alignment Tool Kit	1 YEAR	QSD 2.0L, 2.8L, & 4.2L Tier 2 Diesel Sterndrive
91-805475A 1	Alignment Tool Kit	1 YEAR	2.0L & 3.0L Tier 3 Diesel & Gas Sterndrive
91-8M0125730	Alignment Tool Kit	1 YEAR	4.2L V8 Tier 3 Diesel Sterndrive
V8 INBOARD 6" RISER KIT			
8M0098892	4.2L Inboard Riser Kit - 6"	1 YEAR	4.2L V8 Inboard Only

DIESEL TIER 3 SERVICE PARTS



TIER 3 DIESEL SERVICE PARTS

CALL YOUR EPC SPECIALIST FOR
AVAILABILITY OF DIESEL PARTS

Part Number	Description	Limited P&A Warranty	Notes
4.2L V8 TIER 3 - PARTS			
57-8M0093513	Accessory Drive Belt	1 YEAR	1 per engine
35-8M6002390	Fuel Filter	1 YEAR	1 per engine
35-8M0041399	Oil Filter Housing + Filter	1 YEAR	1 per engine
35-8M0066483	Oil Filter	1 YEAR	1 per engine
25-8M0066519	O-Ring Kit for Oil Filter listed above	1 YEAR	1 per engine
35-8M6002552	Air Filter	1 YEAR	1 per engine
47-816814T	Seawater Pump Impeller	1 YEAR	1 per engine
25-8M0067015	O-Ring - for Seawater Pump	1 YEAR	1 per seawater pump
8M0067625	Zinc Plug - Heat Exchanger	1 YEAR	1 per engine
36-8M0068012	Cap - Pressure	1 YEAR	1 per engine
46-8M6002556	Seawater Pump Assembly	1 YEAR	1 per engine
8M0090133	Alternator	1 YEAR	1 per engine
50-8M0066522	Starter	1 YEAR	1 per engine
46-8M0100302	Water Pump	1 YEAR	1 per engine
8M0086400	Thermostat	1 YEAR	1 per engine
8M0083015	Fuel Injector	1 YEAR	8 per engine
12-8M0068570	Sealing Washer	1 YEAR	1 per injector
12-8M0038345	Fuel Pressure Regulator	1 YEAR	1 per engine
8M0038378	Fuel Pressure Sensor	1 YEAR	1 per engine
8M0083014	Fuel Injector Pump	1 YEAR	1 per engine
8M0066367	Fuel Temperature Sensor	1 YEAR	1 per engine
8M0075685	Fuel Pump Kit - Lift Pump	1 YEAR	1 per engine
57-8M0055517	Timing Belt	1 YEAR	1 per engine
27-8M0068131	Sealing Washer - Turbo Oil Line	1 YEAR	3 per engine
12-8M0068127	Sealing Washer - Turbo Oil Line	1 YEAR	1 per engine
12-8M0124968	Sealing Washer - Turbo Oil Line	1 YEAR	4 per engine
8M0066790	Turbocharger - Port	1 YEAR	1 per engine
8M0066791	Turbocharger - Starboard	1 YEAR	1 per engine
27-8M0093462	Gasket Turbocharger	1 YEAR	2 per engine
3.0L V6 TIER 3 - PARTS			
57-8M0093495	Accessory Drive Belt	1 YEAR	1 per engine
35-8M0067337	Fuel Filter	1 YEAR	1 per engine
35-8M0066483	Oil Filter	1 YEAR	1 per engine
35-8M6002131	Air Filter	1 YEAR	1 per engine
47-816814T	Seawater Pump Impeller	1 YEAR	1 per engine
25-8M0067015	O-Ring - for Seawater Pump	1 YEAR	1 per seawater pump
97-8M0067625	Zinc Plug - Heat Exchanger	1 YEAR	1 per engine
36-8M0068012	Cap - Pressure	1 YEAR	1 per engine
46-8M6002556	Seawater Pump Assembly	1 YEAR	1 per engine
8M0120303	Alternator	1 YEAR	1 per engine
50-8M0066732	Starter	1 YEAR	1 per engine
46-8M0067249	Circulating Water Pump	1 YEAR	1 per engine
8M0093480	Thermostat	1 YEAR	1 per engine
8M0066670	Fuel Injector	1 YEAR	6 per engine
25-8M0123035	Sealing Washer-Top	1 YEAR	1 per injector
12-8M0066678	Sealing Washer-Bottom	1 YEAR	1 per injector
8M0066509	Fuel Pressure Regulator	1 YEAR	1 per engine
8M0066680	Fuel Pressure Sensor	1 YEAR	1 per engine
8M0066679	Fuel Injector Pump	1 YEAR	1 per engine
8M0066367	Fuel Temperature Sensor	1 YEAR	1 per engine
57-8M0066599	Timing Belt	1 YEAR	1 per engine
27-8M0066277	Sealing Rectangular - Turbo Oil Line	1 YEAR	1 per engine
12-8M0068127	Sealing Washer - Turbo Oil Line	1 YEAR	2 per engine
26-8M0124968	Sealing Washer - Turbo Oil Line	1 YEAR	2 per engine
8M0092620	Turbocharger	1 YEAR	1 per engine

REPOWER APPLICATION CHARTS

2.0L I4 TIER 3 - PARTS			
57-879172120	Accessory Drive Belt	1 YEAR	1 per engine
35-879172104	Fuel Filter	1 YEAR	1 per engine
35-879312041	Oil Filter	1 YEAR	1 per engine
35-879172143	Air Filter	1 YEAR	1 per engine
879150027	Water Strainer	1 YEAR	1 per engine
47-879312025	Seawater Pump Impeller	1 YEAR	1 per engine
25-879312026	O-Ring - for Seawater Pump	1 YEAR	1 per seawater pump
97-879194217	Anode Assy - Heat Exchanger	1 YEAR	1 per engine
19-8M0091948	Cap - Pressure	1 YEAR	1 per engine
879312023	Seawater Pump Assembly	1 YEAR	1 per engine
898101505	Alternator	1 YEAR	1 per engine
50-8M0091950	Starter	1 YEAR	1 per engine
879172037	Circulating Water Pump	1 YEAR	1 per engine
27-879172102	Gasket - Circulating Water Pump	1 YEAR	1 per engine
879150054	Thermostat	1 YEAR	1 per engine
898101664	Fuel Injector	1 YEAR	4 per engine
879172103	Fuel Pressure Regulator	1 YEAR	1 per engine
879172105	Fuel Pressure Sensor	1 YEAR	1 per engine
898101499	Fuel Injector Pump	1 YEAR	1 per engine
57-898101793	Timing Belt	1 YEAR	1 per engine
12-881791	Washer - Turbo Oil Line	1 YEAR	2 per engine
8M0103537	Turbocharger (150-170 HP)	1 YEAR	1 per engine
898101739	Turbocharger (115-130 HP)	1 YEAR	1 per engine

ZEUS GEARCASE DIESEL SERVICE PARTS



ZEUS GC DIESEL SERVICE PARTS

CALL YOUR EPC SPECIALIST FOR AVAILABILITY OF DIESEL PARTS

Part Number	Description	Repair Quantity	Notes
ZEUS GEARCASES - HARDWARE REQUIRED - SEE BELOW			
1600-879345T44	Zeus Gearcase Assy - 1.478 Ratio	1	
1600-879345T43	Zeus Gearcase Assy - 1.611 Ratio	1	
ZEUS PROPS			
48-8M8023860	Zeus Prop - M7 5 BL	1	
48-8M8023870	Zeus Prop - M7 4 BL	1	
48-8M8023890	Zeus Prop - M9 5 BL	1	
48-8M8023910	Zeus Prop - M9 4 BL	1	
48-8M8023940	Zeus Prop - M11 5 BL	1	
48-8M8023950	Zeus Prop - M11 4 BL	1	
ZEUS GEARCASE HARDWARE - REQUIRED FOR CHANGING ZEUS GEARCASE			
16-8M0110668	Stud	8	Torque - 144 inch-pounds use 271 Loctite
16-8M0007531	Stud	2	Torque - 144 inch-pounds use 271 Loctite
12-4002321	Washers	10	
10-896895	Nuts	10	
25-8M0007558	O-Ring	1	
25-891935	O-Ring @ 3	1	
25-8M0079852	Split-Ring	1	
ZEUS ANODES			
97-879150A65	Zeus Trim Tab Anode Kit	1	2 Anodes included for one trim tab per kit
97-8M0074249	Anode Assembly	1	Ceramic Anode Included
11-400211	Nut M5X0.8	3	Retaining hardware for anode assembly
8M0021534	Ceramic Anode	1	
10-8M0045752	Screw M8X16	3	Retaining hardware for Ceramic anode
ZEUS GEARCASE & TRIM SYSTEM PARTS			
1600-879345T46	Nose Cone	1	If damaged, typically need to change gearcase
25-8M0007618	O-Ring	1	
8M0072969	Skeg	1	Loctite 680 shipped with Skeg, order 2 pins listed below
17-8M0072584	Shear Pins	2	Drill or punch out pins, installed with Loctite 680
26-8M0033407	Inner Propshaft Seal	1	
26-861694	Outer Propshaft Seal	1	Same as Bravo Three, stock some more for Zeus
879312A07	Gearset & Propshaft Kit - 18/29 Tooth Count	1	
879150A69	Gearset & Propshaft Kit - 23/24 Tooth Count	1	
8M0058357	Bearing carrier	1	
10-8M0010988	Screws	2	Torque - 65 ft-lbs use 271 Loctite
92-809819	Threadlocker 10 ml	1	Loctite 271, 10ml bottle
45-879345T48	Upper Driveshaft	1	
8M8021038	Spline CoUpler Assembly	1	
45-879345T47	Lower Driveshaft	1	
879150A78	Kingpin Adapter - Port	1	
879150A83	Kingpin Adapter - Starboard	1	
10-8M0042302	Screw @ 2	6	Torque - 85 ft-lbs use 271 Loctite
26-8M0045622	Oscillating Seal @ 2	1	Need 1, 2 per pack
8M8025206	Steering Actuator	1	
26-8M0045622	Oscillating Seal @ 2	1	
879345T72	Trim tab Assembly	1	
17-8M0007594	Hinge Pin	1	
8M0007600	Hinge Blocks	2	
17-8M0007595	Pin	1	
12-4002320	Washer	1	
10-4010816	Screw	1	Torque - 20 ft-lbs use 271 Loctite
8M8023292	Trim Tab Cylinder	1	
10-8M0041797	Screw @ 2	2	Torque - 30 ft-lbs use 271 Loctite
8M0082646	Ring Kit	1	
44-8M0054065	Inner Propshaft	1	
31-8M0048520	CUP Spacer Bearing	1	
92-802844Q02	Gear Lube 8 oz @ 12	2	Use 5.5 Quarts during 20-hour break in period only
92-858065Q01	Gear Lube 2.5 gal @ 2	1	Use 5.5 Quarts after 20-hour break in period only
8M0074256	Bronze Repair Kit	1	Use to repairs gouges in Zeus gearhousing

REPOWER APPLICATION CHARTS

Part Number to Page Number Reference

<p>27 - 11977 91, 96</p> <p> 14149R50 80, 81, 86, 87, 91, 96, 126</p> <p> 14156R50 96</p> <p> 14801A 1 38, 39</p> <p>27 - 17145 96</p> <p> 17791R97 6, 9</p> <p>27 - 33395 93, 94, 96</p> <p>27 - 34213 91</p> <p>4 - 40450073U 48</p> <p>4 - 40450075U 48</p> <p>4 - 40450085U 48</p> <p>4 - 40820056V 48</p> <p>4 - 40820057V 48</p> <p> 44267A02 39, 40</p> <p> 44267A03 39</p> <p>27 - 46820 94-96</p> <p>4 - 4A620043U 48</p> <p>4 - 4A620049U 48</p> <p>5 - 5010130CP 114</p> <p>5 - 5010147CP 114</p> <p>5 - 5010162CP 114</p> <p>5 - 5010181CP 114</p> <p>5 - 5010194CP 114</p> <p>5 - 51100007P 113</p> <p>5 - 51100008P 113</p> <p>5 - 5111200TP 114</p> <p>5 - 5111300TP 114</p> <p>5 - 5111400TP 114</p> <p>5 - 5111600TP 114</p> <p>5 - 5121200TP 114</p> <p>5 - 5121300TP 114</p> <p>5 - 5121400TP 114</p> <p>5 - 5121600TP 114</p> <p>5 - 5121700TP 114</p> <p>5 - 52100003P 115</p> <p>5 - 5231100TP 115</p> <p>5 - 5231200NP 115</p> <p>5 - 5231200TP 115</p> <p>5 - 5231300TP 115</p> <p>5 - 5237100TP 115</p> <p>5 - 5237200TP 115</p> <p>5 - 5237300TP 115</p> <p>27 - 53045 1 93, 94</p> <p>5 - 5331200TP 116</p> <p>5 - 5331400TP 116</p> <p>5 - 5331500TP 116</p> <p>5 - 5331600LP 115</p> <p>5 - 5331600TP 116</p> <p>5 - 5332200TP 116</p> <p>5 - 5332300TP 116</p> <p>5 - 5337400TP 116</p> <p>5 - 5337500TP 116</p> <p>5 - 5337600TP 116</p> <p>1623- 5356A 4 121</p> <p>5 - 5441200TP 117</p> <p>5 - 5441400LP 116</p> <p>5 - 5441400TP 117</p>	<p>5 - 5441500LP 116</p> <p>5 - 5441500TP 117</p> <p>5 - 5441600LP 116</p> <p>5 - 5441600TP 117</p> <p>5 - 5441700TP 117</p> <p>5 - 5442100TZ 117</p> <p>5 - 5442200TZ 117</p> <p>5 - 5442300TZ 117</p> <p>5 - 5447400TZ 117</p> <p>5 - 5447500TZ 117</p> <p>5 - 5447600TZ 117</p> <p>5 - 5E31200UP 115</p> <p>5 - 5E31800TP 115</p> <p>5 - 5E31900UP 115</p> <p>5 - 5H41300UP 117</p> <p>5 - 5H41400UP 117</p> <p>5 - 5H41600TZ 117</p> <p>5 - 5J31200TP 115</p> <p>5 - 5J31300TP 115</p> <p>5 - 5J37200TP 115</p> <p>5 - 5J37300TP 115</p> <p>5 - 5K31500TP 116</p> <p>5 - 5K31600TP 116</p> <p>5 - 5K32200TP 116</p> <p>5 - 5K32300TP 116</p> <p>5 - 5K32500TP 116</p> <p>5 - 5K37400TP 116</p> <p>5 - 5K37600TP 116</p> <p>5 - 5L41300TP 117</p> <p>5 - 5L41400TP 117</p> <p>5 - 5L41500TP 117</p> <p>5 - 5L41600TP 117</p> <p>5 - 5L41700TP 117</p> <p>5 - 5L42100TP 117</p> <p>5 - 5L42200TP 118</p> <p>5 - 5L42300TP 118</p> <p>5 - 5L47400TP 118</p> <p>5 - 5L47500TP 118</p> <p>5 - 5L47600TP 118</p> <p>5 - 5M41400TP 118</p> <p>5 - 5M41600TP 118</p> <p>5 - 5M42300TP 118</p> <p>5 - 5T32300TP 116</p> <p>5 - 5X32200TP 115</p> <p>6 - 6010000CP 123</p> <p>6 - 6010000DP 123</p> <p>6 - 61000002P 123</p> <p>6 - 61000004P 113</p> <p>6 - 61000005P 123</p> <p> 61086A11 41, 42</p> <p>6 - 620000091 123</p> <p>6 - 62000010P 123</p> <p>6 - 62000012P 123</p> <p>6 - 6311002NZ 123</p> <p>6 - 6315002TP 123</p> <p>6 - 6345002TP 123</p> <p>6 - 6511002NZ 123</p>
---	--

Part Number to Page Number Reference

27 - 68715	96	1641- 8294A14	121
6 - 6911002TP	123	1641- 8294A16	120
6 - 6A15002TP	123	1641- 8294A19	120
6 - 6A45002TP	123	1641- 8294J00	121
27 - 70905	96	1641- 8294J01	120
22 - 72932A 3	40	1641- 8294J02	120
802555	69	1641- 8294R16	127
27 - 803184	96	840130A 4	43
27 - 805403A 1	96	61 -840756A04	11
805495R60	125, 128	61 -841017A52	11
805636R50	81, 82, 87, 96, 126	61 -841017R51	6, 11
32 -806178 3	43	841178A05	85, 90
32 -806178 4	43	841178A 1	85, 90
32 -806261 3	43	61 -843034A07	10, 11
806347R50	80, 81, 86, 87, 90, 91, 96, 126	61 -843034R07	6, 10, 11
806351R50	85, 89, 90, 96, 127	844200A08	85, 90
22 -806836A 3	40	844500A 8	85, 90
22 -806837A 1	41	849391T	69
46 -807151A 5	41, 42	31 -849396	69
807447R03	80	854008R00	9
807447R50	65, 82, 83, 87, 88, 96, 126	854198A07	10
807449R50	66, 82, 83, 88, 89, 94, 96, 126	854198R04	10
807459A 3	40	854199R00	6, 10
27 -807473A 1	93, 94, 96	23 - 85701	69
807736R50	80, 81, 86, 87, 91, 92, 96, 126	23 - 85726001	69
19 -807861	35	859318T 1	45, 48
807901A 5	41, 42	1623-859399T13	14
809837R97	9	1623-859399T14	14
809837T97	9	1623-859399T15	15
84 -812475A20	43	1623-859399T16	15
84 -812475A25	43	1623-859399T17	15
84 -812475A 3	43	860186R 5	66, 80
812817R97	6, 9, 10	860186R50	82, 83, 88
813043R00	10	860427A 5	41-43
813043R97	10	1547-861063A10	118
27 -814680 1	91	1547-861063A12	118
27 -815528	91, 96	1547-861063A 4	119
1623-815822A28	121	1547-861063A 6	118
1623-815822A30	121	1547-861063A 8	118
1623-815822A36	121	90 -861327 1	34
1623-815822A47	120	90 -861327T01	34
1623-815822A52	120	90 -861329 1	34
1623-815822A53	120	861481A 2	47
1623-815822A55	120	862354A04	38, 40
90 -816463	34	862974A05	38, 40
816962	69	50 -863007A 1	90-95
84 -817659T01	46	90 -863161T01	34
23 -818465	69	863611R11	48
23 -818473001	69	863646 1	43
821024T	69	84 -863737T	45, 48
90 -823226 1	34	863744R04	128
823434R00	9	863744R05	125, 128
823434R97	6, 9	863745R03	125, 128
824317 1	69	863745R04	125, 128
27 -824326002	91, 92, 96	90 -863757002	34
938 -827178R 1	74, 80, 81	32 -863813	43
827691A 1	47	1589-863836A50	118

Part Number to Page Number Reference

1589-863836A51	118	865995A01	37, 39, 40
1589-863836A52	118	865996A01	39
1589-863836A56	118	866003A01	38-40
1589-863836A66	118	866004A01	38-40
1589-863836A67	118	866005A01	39, 40
1589-863836R50	127	800-866138A05	73, 84, 89
1589-863836R51	127	800-866138A06	84, 89
1589-863836R52	127	90-866202	34
1589-863836R67	127	866208A02	37, 39, 40
84-863931A 1	45, 48	866208A03	39, 40
84-864218	45, 48	866209A01	38-40
90-864260T00	34	84-866337T01	43, 48
27-864547A02	43	1500-866458J00	119
864558 2	43	1500-866458J01	119
32-864568	43	1500-866458J02	119
32-864569	43	1500-866458J03	119
1589-864571A70	119	1500-866458J04	119
1589-864571A72	119	1500-866459J00	120
90-864573001	34	1500-866459J01	119
864626A01	80, 86	1500-866459J02	119
32-864705	43	1500-866459J03	119
27-864850A02	43	1500-866459J04	119
864908A 1	37, 39, 40	877869A07	10
864908A 2	39, 40	877869R04	6, 10
864920A02	41-43	878492K14	45
864929A 3	37, 39, 40	879150102	79
864929A 4	39	879150103	79
77-865008T04	41, 42	879150153	79
32-865055	43	879172001	79
32-865056	43	879288019	36
865057T	43	879288020	36
865108R01	66, 89	900-879288A53	84
865108R10	33, 48	879288T62	35
865108R80	32	879808R01	9
865108R85	48	879808T07	9
865108R88	48	879809T07	10
865108R89	48	879831	79
865108R90	48	84-879982T20	44
865188T01	42	84-879982T25	44
90-865376	34	84-879982T30	44
865380A25	46	1600-880686A43	15
1589-865440H01	119	1600-880686A44	15
1589-865440H02	119	1600-880686A51	15
1589-865440H50	118	1600-880686A52	15
1589-865440H51	119	1600-880686A53	15
1589-865440H52	119	1600-880686T13	16
1589-865440H56	119	1600-880686T14	16
1589-865440H66	119	1600-880686T15	16
1589-865440H67	119	1600-880686T16	16
1589-865440H68	119	1600-880686T17	16
1589-865440H70	120	1600-880686T23	16
1589-865440H72	119	1600-880686T24	16
1589-865440H73	119	1600-880686T25	16
84-865677T02	43	1600-880686T54	16
84-865772T01	46	1600-880686T55	16
84-865772T02	46	1600-880686T56	16
77-865839T03	41, 42	1600-880686T57	16

Part Number to Page Number Reference

1600-880686T58	16	61 -896499A07	9, 10
1600-880686T59	16	61 -896499A08	9, 10
84 -881125A 1	46	84 -896537K02	44
27 -881620001	94, 95	84 -896537K20	44
27 -881633T01	94-96	84 -896537K24	44
881879A13	45	61 -896966A07	11
883281R50	85, 89, 96, 127	61 -897148A08	9
938-883296R 1	74, 80, 81	61 -897148A09	9
938-883490R 1	74, 82, 83	898235A01	42
938-883492R 1	74, 85	898235A02	42
883511R04	9	898272020	79
883511T04	9	22 -8M0045175	41
883600R04	10	900-8M0046344	75, 85
883600T04	10	1656-8M0046682	121
883892A07	10	1656-8M0046683	122
883892R04	6, 10	1656-8M0046733	120
883894A07	11	1656-8M0046735	121
883944R50	65, 82, 83, 87, 88, 96, 126	1656-8M0046738	121
938-884740R	80, 81	1656-8M0046831	121
938-884742R	85	27 -8M0050224	96
1656-8866A11	121	27 -8M0050225	96
1656-8866A62	120	8M0052529	66, 94
1656-8866A63	120	61 -8M0054062	9
1656-8866A64	121	61 -8M0054063	9
1656-8866A83	120	61 -8M0055433	9, 10
1656-8866J00	121	61 -8M0055436	9, 10
1656-8866J01	120	8M0061212	48
1656-8866J07	121	8M0061213	48
1656-8866J08	121	900-8M0061735	84
1656-8866J09	121	8M0062846	85, 86, 90, 96, 127
1656-8866J24	121	8M0062850	80, 86, 96, 126
1656-8866J25	121	8M0063328	80, 81, 87, 92, 96, 126
1656-8866J30	122	8M0066850	79
1656-8866R04	127	61 -8M0070524	7, 10
1656-8866R63	127	1689-8M0072952	15
1589-8868A15	119	1689-8M0072953	15
1589-8868G21	119	27 -8M0073380	96
1600-888845T01	15	8M0079198	35
1600-888845T02	15	35 -8M0082290	42
1600-888845T03	15	8M0085999	48
891767A07	9	23 -8M0088395	35
891767R04	6, 9	8M0088396	81, 87, 93
891823A07	10	90 -8M0090434	34
892486K08	45, 48	900-8M0090760	78
12 -892619A01	36	61 -8M0090765	9
84 -892990T01	44	900-8M0091709	78, 85
84 -892990T10	44	8M0095941	66, 80, 84, 89
84 -892990T15	44	1600-8M0099218	16
1623-8951A33	120	1600-8M0099221	16
1623-8951A37	121	8M0101211	80, 81, 87, 91, 92
1623-8951A39	121	8M0103982	35
1623-8951A43	120	900-8M0107023	75
895233A07	9	8M0110642	46
895233R05	9	700-8M0111056	68
61 -895247A07	10, 11	700-8M0111057	68
61 -895247R07	10, 11	700-8M0111058	68
896332253	79	700-8M0111059	68

Part Number to Page Number Reference

700-8M0111064	68	61-8M0124365	11
700-8M0111065	68	8M0125139	73
700-8M0111066	68	61-8M0125790	2, 5
700-8M0111067	68	61-8M0128367	2, 5
700-8M0111134	68	61-8M0128564	7, 9
700-8M0111799	68	61-8M0128566	7, 9
700-8M0111800	68	8M0128770	80, 86
8M0112307	79	8M0129098	124
8M0112308	79	8M0130012	48
8M0114790	73	8M0130013	48
8M0114814	73	8M0130014	48
938-8M0115134	78, 80	8M0136293	48
938-8M0115135	78, 80	8M0136294	48
938-8M0115136	78, 80, 81	8M0136295	48
938-8M0115137	78, 82-84	8M0136296	48
938-8M0115138	78	8M0136297	48
938-8M0115139	76, 78	8M0136919	69
938-8M0115140	76	8M0136920	69
938-8M0115141	77, 78, 84-86	61-8M0137238	2, 5
938-8M0115143	77, 85	8M0139659	48
900-8M0116266	75	46-8M0139983	42
8M0116646	48	61-8M0143995	5
98-8M0117124	39	8M0146074	78
98-8M0117125	39	8M0146075	78
22-8M0119308	40	8M0146076	78
8M0119614	35	8M0146077	78
61-8M0122427	9	8M0146078	78
91-8M0122811	10	8M0146079	78
23-8M0123479	69	8M0146080	78
23-8M0123480	69	8M0146108	78
23-8M0123481	69	8M0146217	47
23-8M0123482	69	27-8M0149028	90, 91, 96
23-8M0123483	69	8M0149869	47
23-8M0123484	69	84-8M0153356	44, 48
23-8M0123485	69	8M0157869	73, 85, 90
23-8M0123486	69	61-8M0162888	4, 5
23-8M0123487	69	61-8M0162891	4, 5
23-8M0123488	69	8M0163301	71, 82-84, 88, 89, 93, 94
23-8M0123489	69	8M0163302	71, 82, 83, 88, 94
23-8M0123490	69	8M0163303	72, 84, 89
8M0123491	69	8M0164159	36
8M0123492	69	8M0164160	36
8M0123494	69	8M0164161	36
8M0123495	69	8M0164162	37
8M0123498	69	98-8M0165589	46
8M0123499	69	61-8M0166625	7
8M0123500	69	8M0168484	32
8M0123501	69	8M0170700	79
8M0123503	69	61-8M0171851	4, 5
8M0123505	69	8M0173775	67, 80, 85, 90, 94-96, 127
8M0123506	69	8M0173776	67, 72, 80, 85, 90, 94-96, 127
8M0124033	66	8M0182232	71
98-8M0124068	38, 40	8M0182233	70
98-8M0124069	38, 40	8M0187349	32
8M0124110	48	8M0187350	20
8M0124238	66	8M0187351	20
8M0124363	12	8M0187352	20

Part Number to Page Number Reference

8M0187358	29	1647- 9148T86	14
8M0187359	29	93320A13	37, 39
8M0187360	30	93322A12	37, 39
8M0187361	30	19 - 93654	36
8M0187364	70	1547- 9412A19	118
8M0187368	72	1547- 9412A20	118
8M0187370	71	1547- 9412A21	118
8M0187371	71	1547- 9412A22	118
8M0187372	71	1547- 9412A23	118
8M0187373	71	27 - 96429	96
8M0187374	71	27 - 99757	90-92, 96
8M0187375	71	NA	39, 80-84
8M0187376	71	NLA	39
8M0188292	65		
8M0188293	65		
8M0188294	65		
8M0188295	32		
8M0188297	77		
8M0188298	77		
8M0188299	76		
8M0188300	76		
8M0188301	76		
8M0188302	76		
8M0188303	77		
8M0188305	124		
8M0188306	65		
8M0188308	124		
8M0188309	124		
8M0188310	124		
8M0188311	124		
8M0188312	124		
8M0188313	124		
8M0188314	124		
8M0188315	20		
8M0188316	21		
8M0188317	7		
8M0188318	7		
8M0188319	8		
8M0188320	8		
8M0188321	8		
8M0188322	72		
27 - 8M2021920	90-92		
1667- 9011G90	15		
1667- 9011J15	14		
1667- 9011J16	14		
1667- 9011J 2	15		
1667- 9011J29	15		
1667- 9011J33	14		
1667- 9011J35	14		
1667- 9011J37	14		
1667- 9011J39	14		
1667- 9011J 6	14		
1667- 9011J 7	14		
1647- 9148T81	14		
1647- 9148T82	14		
1647- 9148T84	14		
1647- 9148T85	14		

#NUMERIC

3.0L TKS Crate Engine	20
350 MPI Crate Engine	20
383 Mag Stroker Inboard	33
8.1L Crate Engine	20
8.1L HO Crate Engine	21

A

Adapter Harness	43, 44
Adapter Kit Transom	47
Adapter Transom Kit	47
Analog Gauge Interface Kit	45

B

Belt Kit Serpentine	41
Belt Serpentine Kit	41
Block Assembly Long	65
Bracket Front Lifting Eye	42
Bravo Driveshaft Housing	118–120
Bravo Gear Housing	120–122
Bravo Sterndrive	115–118

C

Carburetor Kit Wedge	35
Carburetor Wedge Kit	35
Closed Cooling Kit	41
Cooler Pump Kit	47
Crankshaft Spacer	35
Crate Engine 3.0L TKS	20
Cylinder Assembly	47
Cylinder Head	74
Cylinder Head Assembly	75–77

D

Dressed Longblock	4
Dressed Powerhead	4
Dressed Powerhead Outboard	2
Drive Bravo Housing Shaft	118–120
Drive Bravo Shaft Housing	118–120
Driveshaft Alpha Housing	118, 119
Driveshaft Bravo Housing	118–120

E

ECM Module	41
Elbow/Riser Exhaust Kit	38
Elbow Exhaust Kit	38
Elbow Intermediate Kit	39
Elbow Kit Exhaust	38
Elbow Kit Intermediate	39
Engine Cover	35
Engine Flush Kit	42
Engine Plus Series	29, 30, 32
Engine Remanufactured	32
Exhaust Conversion Kit	36, 37
Exhaust Elbow/Riser Kit	38
Exhaust Elbow Kit	38
Exhaust Manifold	36
Exhaust Manifold & Elbow Conversion Kit	36, 37
Exhaust Pipe Kit	39

F

Filter Remote Oil Kit	40
Fitting Hot Water Kit	40, 41
Fitting Kit Hot Water	40, 41
Flame Arrestor	35
Flushing Kit	42
FourStroke Outboard Powerhead	7
FourStroke Outboard Powerhead	8
Fuel Filter	42

G

Gateway Multi Engine	46
Gearcase Assembly	15, 16
Gearcase Assembly Complete	15, 16
Gear Housing Alpha	120, 121
Gear Housing Assembly Complete	14
Gear Housing Bravo	120–122
Gear Housing MC-I/R	121
Gear Housing Outboard	14, 15

H

Harness Adapter	44
Harness Analog Gauge	44
Harness and Key Switch	44

Part Description Index

Harness Power Trim Extension	46	Pump Assembly Trim	46
Harness SC1000	44	Pump Kit Cooler	47
Harness Speedo Pitot	45	Pump Kit Seawater	41, 42
Harness Tank 3 Pin	45	Pump Seawater Kit	41, 42
Harness Transom	45		
Head Cylinder	74	R	
Hot Water Fitting Kit	40, 41	Remanufactured Powerhead	7
		Remanufactured Powerhead.	7
I		Remanufactured Velvet Drive Transmission	125
Igniton Module Kit	43	Remote Oil Filter Kit	40
Instrument Harness	43	Riser Installation Kit	38, 39
Interface Kit Analog Gauge	45	Riser Kit	37, 38
J		S	
J-Box SmartCraft Terminator/Resistor	45	Seawater Pump Kit	41, 42
Junction Box SmartCraft	45	Sensor Kit Pitot Speed	45
		Serpentine Belt Kit	41
L		Shim Kit	36
Longblock	4, 65–67, 70–73	SmartCraft J-Box Terminator/Resistor	45
Longblock, Diesel	79	SmartCraft Junction Box	45
Longblock Diesel	79	SmartCraft Terminator/Resistor J-Box	45
		Speedo Pitot Harness	45
M		Sterndrive Alpha	113, 114
MC-I/R Gear Housing	121	Sterndrive Bravo	115–118
Module ECM	41		
Module Igniton Kit	43	T	
		Terminator/Resistor J-Box SmartCraft	45
N		Transmission	124
NMEA 2000 Starter Kit	46	Transmission, Remanufactured Velvet Drive	125
		Transmission Assembly	124, 125
O		Transom Assembly	113, 123
Oil Filter Remote Kit	40	Transom Harness	43
Outboard Powerhead	7	Trim Pump Assembly	46
Outboard Powerhead	8		
		V	
P		Verado 6 - Cylinder Supercharger	12
Pipe Kit Exhaust	39		
Pitot Speed Sensor Kit	45	W	
Plug	35, 36	Water Separating Filter	42
Powerhead Outboard	2, 6	Wedge Carburetor Kit	35
Powerhead Remanufactured	7	Wedge Kit Carburetor	35
Powerhead Remanufactured	7		



3.0L Alpha TKS



350 MPI Alpha



350 MPI Bravo



383 MPI FWC Bravo

Quicksilver Engines

The Only Logical Choice for Repower

Introducing the 100% brand new Quicksilver Engines for repowering classic boats.

An entire family of marine engines tooled & built by Quicksilver are now available to repower your classic boat to be better than when it was new.

These 100% tough cast iron engines still offer the best performance, durability, and value. These are not reproductions, they are fully re-engineered with repower in mind with improvements that the original engines wish they had.

For example, the exclusive Black-X valve technology reduces valve wear 42%. These composite stainless valves infused with chrome/cobalt seats are hardened with black plasma nitriding to provide long valve life even when using modern alcohol fuels.

With a 1 year factory backed Mercury P&A limited warranty, Quicksilver Engines get you back on the water in record time without breaking the bank.



Description	Part Number	HP	Closed Cooling System
3.0L Alpha TKS	8M0187358	135	Kit
350 MPI Alpha	8M0187359	300	Kit
350 MPI Bravo	8M0187360	300	Kit
383 MPI FWC Bravo	8M0187361	350	Standard

